

National Pollutant Discharge Elimination System/State Disposal System

MN0001449

Permittee: 3M Chemical Operations LLC
Facility name: 3M Cottage Grove Center
Receiving water: Unnamed creek - Class 2Bg, 3, 4A, 4B, 5, 6 water
City or Township: Cottage Grove **County:** Washington
Issuance date: TBD
Expiration date: TBD

The State of Minnesota, on behalf of its citizens through the Minnesota Pollution Control Agency (MPCA), authorizes the Permittee to operate a disposal system at the facility named above and to discharge from this facility to the receiving water named above, in accordance with the requirements of this permit.

The goal of this permit is to reduce pollutant levels in point source discharges and protect water quality in accordance with the U.S. Clean Water Act, Minnesota statutes and rules, and federal laws and regulations.

This permit is effective on the issuance date identified above. This permit expires at midnight on the expiration date identified above.

Signature:

This document has been electronically signed.

for the Minnesota Pollution Control Agency

Theresa Haugen
Manager
Water and Mining Section
Industrial Division

Submit eDMRs

Submit via the MPCA e-Services at
https://rsp.pca.state.mn.us/TEMPO_RSP/Orchestrate.do?initiate=true

Submit WQ reports electronically to:

wq.submittals.mPCA@state.mn.us
Include *Water quality submittals form*:
<https://www.pca.state.mn.us/sites/default/files/wq-wwprm7-71.docx>

Questions on this permit?

For eDMR and other permit reporting issues, use the directory listed at the bottom of the DMR page:
<https://www.pca.state.mn.us/business-with-us/discharge-monitoring-reports>

For specific permit requirements, contact your compliance staff:
<https://www.pca.state.mn.us/business-with-us/wastewater-compliance-and-enforcement-staff>

Wastewater Permit Program general questions, contact:

MPCA, 651-282-6143 or 800-657-3938.

Table of Contents

	Page
1. Permitted facility description.....	3
2. Location map(s) of permitted facility.....	9
3. Flow water flow diagram(s)	13
4. Summary of stations and station locations.....	19
5. Permit requirements.....	22
6. Submittal action summary	81
7. Limits and monitoring.....	95

DRAFT

1. Permitted facility description

The 3M Cottage Grove Center facility (facility) is located at 10746 Innovation Rd, Cottage Grove, Minnesota 55016-4600, Washington County.

The facility manufactures a number of diverse products including, but not limited to, organic chemicals and polymers, adhesives, thermoplastic resins, thermosetting resins, phenolic resins, fine chemicals, polyester resins, epoxy resins, urethanes, curative organic compounds, ceramic solutions, fluorochemicals, abrasives, glass beads, pressure sensitive tapes, polymeric films and extrusions, paper coating, traffic control materials, and automotive products. The facility also conducts "pilot" or research operations for development of new products. In 2022, the facility announced it would cease the manufacturing and processing of fluorochemicals by the end of 2025. After 2025, the facility will continue to treat its per- and polyfluoroalkyl substances (PFAS)-contaminated source/groundwater, stormwater, and wastewater for PFAS contaminants.

The 3M corporate hazardous waste incinerator is located at the facility and previously received and incinerated hazardous wastes from other 3M plants across North America. The incinerator was shut down on December 31, 2021, and is currently undergoing closure activities under the oversight of MPCA's Land Permits and Remediation programs.

Process wastewater generated from production facilities, pilot production wastewaters, and sanitary wastewater are all treated at the facility wastewater treatment plant (WWTP). The WWTP consists of three separate treatment trains designated as Phase 1, Phase 2, and Phase 3. Phase 3 was primarily used to treat wastewater from the now closed incinerator. A separate treatment system is used for non-contact cooling waters (NCCW). The Phase 1 treatment train treats primarily inorganic process wastewaters and consists of a bar screen, two screw pumps, grit chamber, pH adjustment/neutralization, flash mixing tanks, and four parallel flocculating solids contact clarifiers. Phase 1 effluent is discharged to Pond C for flow equalization prior to its conveyance to Building 185 GAC treatment and then to the Phase 1 and 2 wastewater PFAS treatment system (System B) upon completion of commissioning. Note - Phase 1 effluent flow is equalized within Pond C and then sent to Building 185 GAC treatment to achieve compliance with Organic Chemicals, Plastics, and Synthetic Fibers (OCPSF), Alkyl Phenol Ethoxylates (APEs) and Toxic Unit acute (TUa).

The Phase 2 treatment train system treats primarily organic process wastewaters and sanitary wastewater from the facility and LSP Cottage Grove LP (a non-3M electrical generation station formerly known as Cogentrix). The Phase 2 treatment train system consists of a bar screen and screw pumps for solids removal, a two-cell flow equalization tank with pH adjustment, an activated sludge system (with an anoxic basin preceding an aeration basin), and final clarification for biological solids removal. Effluent from Phase 2 is discharged to the four parallel flocculating solids contact clarifiers in the Phase 1 treatment train.

The Phase 3 treatment train previously treated scrubber wastewater (inorganic soot, ash and acids scrubbed from the combustion process) from the 3M hazardous waste incinerator and currently treats drainage from drying beds, incinerator decommissioning waters, and select stormwater collected at the facility. The Phase 3 treatment train consists of pH adjustment/neutralization tanks/system, bar screen and lift pumps, polymer addition/mixing, and particulate precipitation/clarification. A limited amount of wastewater from other facilities may also be treated at the WWTP.

Pretreated landfill leachate from the 3M designated cell at the SKB Industrial Waste Facility (SKB) in Rosemount is also discharged to the headworks of the Phase 1 treatment train after pretreatment via granular activated carbon (GAC) at a rate not to exceed 55,000 gallons per day (gpd). The leachate originates from a containment cell specifically built to receive waste soils from 3M sites in Washington County, which require disposal under various remediation activities. The pretreatment system, prior to leachate discharge to the facility Phase 1 WWTP, consists of two 10-foot diameter by 14-foot side wall carbon vessels. Each vessel has approximately 20,000 pounds of regenerated GAC. Overall height,

including associated piping is approximately 22 feet. Carbon adsorber depth is eight feet (each) and filter surface area is approximately 78 sq. ft. (each). The pretreatment system also includes two 300 gallon per minute (gpm), 25.7 total dynamic head (TDH) feed pumps, associated piping & valves, electrical, mechanical and appurtenances. Discharges of liquids associated with remediation construction activities and other PFAS containing discharges may also be discharged to the SKB pretreatment system (prior to discharge to the Phase 1 system headworks) at a total combined rate of 55,000 gpd, or less.

For the SKB influents, flow rates shall not exceed an average flow of 10,000 gpd, a maximum flow of 55,000 gpd and a peak instantaneous flow of 3.0 gallons per minute (gpm)/ft². Flow rates to the SKB leachate vessels shall be as low as possible to increase the empty bed contact time (EBCT) for optimal performance. Maximum target mass concentrations are monitored and consistent with the monitoring plan contained with the February 5, 2010, version of the 3M Cottage Grove Wastewater Treatment Operations Management Procedure for SKB Leachate. Carbon exhaustion is monitored to determine when it's necessary to replace the carbon. Carbon media is tested for performance at a frequency no less than 1x/250,000 gallons of treated liquid and that carbon changeout occurs no less frequently than 1x/1 million gallons of treated liquid.

Sludges produced from the WWTP are discharged to two gravity sludge thickening tanks followed by belt filter presses. Sludges generated from the Phase 3 treatment train are disposed of at a hazardous waste landfill. Phase 1 and 2 sludges are disposed of at a non-hazardous waste landfill.

NCCW used within the facility were previously discharged to an unlined NCCW retention pond prior to discharge. That pond also received industrial stormwater (ISW) runoff from certain plant areas on site. This NCCW/ISW basin also received NCCW from the LSP Cottage Grove LP co-generation facility located adjacent to the 3M facility. A portion of the NCCW (prior to the NCCW/ISW basin) is pumped back to LSP Cottage Grove LP for NCCW makeup (e.g. evaporative losses). The aforementioned unlined pond is undergoing an expansion and lining improvement effort during 2024-2025 and will be referred to as Pond 2 which will discharge to the ISW/groundwater/NCCW PFAS treatment system (System A) upon completion of commissioning.

Phase 1 (which includes Phase 2 effluent), and Phase 3 treatment train effluents discharge to a tertiary GAC treatment system in Building 185, which initiated operation in 2004. The Phase 1 and 2 GAC system was designed to remove acute toxicity and alkyl phenol ethoxylates, which may have contributed to acute toxicity in process wastewater effluent prior to 2004. In addition, this system was designed to remove specific organic compounds to meet the OCPSF discharge limitations listed in U.S. Environmental Protection Agency (USEPA) industrial regulations 40 CFR pt. 414. The Phase 3 GAC system in Building 185 was designed for removal of mercury from incinerator scrubber wastewater. Although the GAC systems in Building 185 were installed to treat pollutants other than PFAS, it was acknowledged around the time of the 2003 permit issuance that PFAS would be treated/removed in addition to toxicity and/or alkyl phenol ethoxylates by the Building 185 GAC systems.

As noted above, Phase 1 and 2 effluent undergo flow equalization in Pond C prior to GAC filtration in Building 185. Pond C is 13 feet deep with 3:1 side slopes and a 10-foot maximum and 8.3-foot mean working depth with a 100-millimeter-thick HDPE liner. Pond C is 1.5 acres at the 8.3 foot mean working depth and provides 14-20 hours of detention time at the facility design flow. Pond C is a lined pond divided into north and south sections by an earthen dike. Pond elevation is controlled by a culvert.

Effluent from the Phase 1 clarifiers (five rectangular clarifiers were replaced with conventional round clarifiers) is discharged to the north section of Pond C. Overflow from the north section to the south section is discharged through the culvert, with the inlet elevation of the culvert set to maintain 10 feet of water in the north section. A concrete sump receives effluent from the south section and Pond C effluent is discharged to the Phase 1 and 2 Building 185 GAC system for tertiary treatment.

Phase 3 effluent is discharged directly to tertiary GAC treatment within Building 185 without flow equalization. Phase 1 and 2 Building 185 effluent supplies the backwash water and water required during carbon replacement for both tertiary GAC treatment systems (Phase 1, 2, and 3). Phase 1 and 2 Building 185 effluents are pH adjusted, as needed, receive ultraviolet (UV) disinfection; and combine with pH adjusted Phase 3 GAC effluents prior to discharge from outfall SD 001. NCCW and ISW (outfall SD 002) do not currently see tertiary treatment prior to combining with SD 001 for ultimate discharge from SD 003.

Prior to July 1, 2025, Phase 3 tertiary GAC effluent combines with Phase 1 and 2 tertiary GAC effluents downstream of UV disinfection, upstream of SD 001. Upon completion of the Advanced Wastewater Treatment System, Phase 1 and 2 tertiary GAC effluent will be discharged to the Phase 1 and 2 wastewater PFAS treatment system (System B), followed by disinfection. By July 1, 2025, Phase 3 GAC effluent will receive comparable PFAS treatment to the Phase 1 and 2 wastewater or the authorization to discharge Phase 3 GAC effluent will be revoked.

The Phase 1 and 2 GAC tertiary treatment system consists of nine dual columns (18 individual vessels). The Phase 3 GAC tertiary treatment system, in Building 185, consists of four dual columns (eight individual vessels). The GAC tertiary treatment system design criteria is as follows:

	Phase 1 & 2	Phase 3
Peak design flow (mgd)	2.6	1.0
COD (mg/L)	160	
TSS (mg/L)	16	7.5
BOD (mg/L)	24	<6
TOC (mg/L)	50	<50
Vessel diameter (ft)	10	10
Vessel side wall height (ft)	12	12
Mass of carbon (#)*	20,000	20,000
Overall system height (ft)**	22	22
Configuration***	"lead/lag"	"lead/lag"
Max. column loading rate (gpm/s.f.)****	3	3
Empty Bed Contact Time (min)****	44.3	43.2

- * each vessel
- ** to top of associated piping - including backwash system
- *** for each dual column system
- **** with one vessel in backwash mode

Existing Groundwater Treatment System (Building 92)

Building 92 consists of GAC filtration vessels and a water distribution system for the 3M site. The facility is designed, constructed, and operated to treat PFAS contaminated groundwater (GW) from below the 3M Cottage Grove facility, as well as PFAS contaminated GW from the Woodbury disposal site wells. Treated GW is used throughout the facility for cooling water, process water, and other building/site water requirements.

The GW system in Building 92 includes non-potable and potable GAC tertiary filtration treatment systems. The non-potable GAC tertiary filtration treatment system consists of six dual columns (12 individual vessels). The potable GAC tertiary filtration treatment system consists of three dual columns (six individual vessels). The GAC tertiary filtration treatment systems' design criteria is as follows:

	Non-potable	Potable
Carbon type	DSR-C	F-600
Adsorber flow rate (gpm)	627	604
Carbon A.D. (g/cc)	0.60	0.63
Carbon A.D. (g/cc) (backwashed)	0.51	0.53
Vessel diameter (ft)	10	10
Mass of carbon (pounds)*	20,000	20,000
Vessel x-sectional area (ft ²)	78.5	78.5
Vessel side wall height (ft)	12	12
Overall system height (ft)**	~22	~22
Configuration***	“lead/lag”	“lead/lag”
Max. column loading rate (gpm/s.f.)	8.0	7.7
Empty Bed Contact Time (min)	~15	~15
Peak design flow (mgd)****	4.5	1.7

* each vessel

** to top of associated piping - including backwash system

*** for each dual column system

**** with one vessel in backwash mode

In addition to Buildings 185 and 92, GAC treatment is/will also be included in:

- Building 149 (Operational on August 2, 2021)
- Building 150 (Operational in 2024)

Advanced PFAS Wastewater Treatment System

Effluent from the existing treatment systems described above (Phase 1 and 2 wastewaters {WW}) will be discharged to a new tertiary treatment system (System B) for removal of PFAS. An additional PFAS treatment system (System A) is also under construction and will treat stormwater/groundwater/noncontact cooling water (ISW/GW/NCCW) through a parallel treatment train. Both new systems will include membrane and media filtration equipment, buildings, tanks, storage ponds, collection infrastructure, and solids handling. Both treatment trains are currently under construction in two new buildings called Building 150 and Building 151. System C is a solids concentrating treatment system for System A solids management. Collectively, these three separate systems are referred to as the “advanced wastewater treatment system.”

In order to capture and store ISW, for subsequent treatment in the new ISW/GW/NCCW PFAS tertiary treatment system (System A), three existing ISW ponds are being upgraded with new pond liners, pumping stations, and force mains. Pond 1 has an estimated storage volume of approximately 28.9 ac-ft and its lift station is designed to pump 1,000 gpm. Pond 2 has an estimated storage volume of approximately 10.67 ac-ft and its lift station is designed to pump 1,500 gpm (with 1 pump). Pond 3 has an estimated storage volume of approximately 8.37 ac-ft and its lift station is designed to pump 1,000 gpm. All three ponds will pump ISW/GW/NCCW to the new treatment system (System A).

Filtration/treatment processes in Building 150 (for both WW and ISW/GW/NCCW PFAS removal) includes ultrafiltration (UF), reverse osmosis (RO), and GAC (Liquid Phase GAC, or LGAC) filtration. Chemical storage, pumping, piping, control systems, and associated appurtenances are also included. System C consists of UF to further concentrate solid streams from System A.

Treatment processes in Building 151 includes anion exchange (AIX) filtration and an AIX regeneration process.

Design criteria from the PFAS Treatability Study, 3M Cottage Grove Minnesota Facility dated December 22, 2021, includes, but are not limited to, the following:

	ISW/GW/NCCW	WW
Reverse Osmosis System		
Feed temp	ambient	ambient
Recovery (% to permeate)	85% (target)	85% (target)
Active area	400 s.f.	400 s.f.
Stages/Banking Arrangement	3 stages, 24/12/6	3 stages, 9/6/3
Elements per housing	6	6
Total elements per skid	252	108
Total active area per skid	100,800 s.f.	43,200 s.f.
Design Flux	14 GFD (Treatability Study)	11.6 GFD (specified)
Design flow/skid	1150 gpm (1.65 mgd)	410 gpm (0.59 mgd)
Design flow w/5 skids	5750 gpm (8.28 mgd)	2050 gpm (2.95 mgd)
Granular Activated Carbon System		
Treatment trains	4	2
Vessels per train	2	2
Vessel diameter	10 ft.	10 ft.
Mass of Carbon/vessel	20,000#	20,000#
Density (backwashed/drained)	~26 #/c.f.	~26 #/c.f.
EBCT across 2 vessels	60 min. (Treatability Study)	60 min. (Treatability Study)
Design flow/train	192 gpm (0.27 mgd)	192 gpm (0.27 mgd)
Design flow w/3 trains	576 gpm (0.83mgd)	-
Surface loading rate	2.4 gpm/s.f.	2.4 gpm/s.f.
Anion Exchange System		
Treatment trains	7	3
Vessels per train	3	3
Vessel diameter	6 ft.	6 ft.
Volume of AIX/vessel	360 c.f.	360 c.f.
EBCT across 3 vessels	60 min. (Treatability Study)	60 min. (Treatability Study)
Design flow/train	135 gpm (0.19 mgd)	135 gpm (0.19 mgd)
Design flow w/2 trains	-	270 gpm (0.39 mgd)
Design flow w/5 trains	675 gpm (0.97 mgd)	-
Surface loading rate	4.8 gpm/s.f.	4.8 gpm/s.f.

Industrial Stormwater (ISW)

This permit covers the following three types of ISW stations at the facility:

1. Direct runoff from individual ISW locations;
2. Runoff from combined ISW locations that collects and infiltrates into the ground; and
3. Runoff from combined ISW locations that is collected and transferred to the WWTP.

The facility manages captured ISW with unlined and lined basins, concrete sumps/basins, and three ponds (Ponds 1-3). Both vacuum trucks and pump stations move collected ISW from onsite sumps and containment basins to Ponds 1-3 at the headworks of the WWTP. Each truck has a maximum capacity of 5,000 gallons.

Under General Industrial Stormwater Permit coverage in effect from 2020-2025 (nullified upon this permit reissuance) uniquely identified as MNR0539X3, the facility discharges ISW through approximately 29 outfalls represented by monitoring five locations (BML 01-05).

Individual Subsurface Treatment Systems (ISTS)

There are six ISTS systems located at the facility. The Permittee estimates that the combined flow to all ISTS systems is less than 600 gpd. The facility has used these systems for decades with no known issues related to hydraulic acceptance rates, groundwater mounding above a subsurface restrictive soil layer, or daylighting of sewage; however, compliance inspections in 2023 raised concerns at some of the systems. The facility is in the process of evaluating connection to the existing Phase 1 and 2 treatment systems or alternate options for these systems.

Changes to the facility may result in an increase in pollutant loading to surface waters or other causes of degradation to surface waters. If a change to the facility will result in a net increase in pollutant loading or other causes of degradation that exceed the maximum loading authorized through conditions specified in the existing permit, the changes to the facility are subject to antidegradation requirements found in Minn. R. 7050.0250 to 7050.0335.

This Permit also complies with Minn. R. 7053.0275 regarding anti-backsliding.

Any point source discharger of sewage, industrial, or other wastes for which a National Pollutant Discharge Elimination System (NPDES) permit has been issued by the MPCA that contains effluent limits more stringent than those that would be established by Minn. R. 7053.0215 to 7053.0265 shall continue to meet the effluent limits established by the permit, unless the Permittee establishes that less stringent effluent limits are allowable pursuant to federal law, under section 402(o) of the Clean Water Act, United States Code, title 33, section 1342.

2. Figure 1. Location map of permitted facility

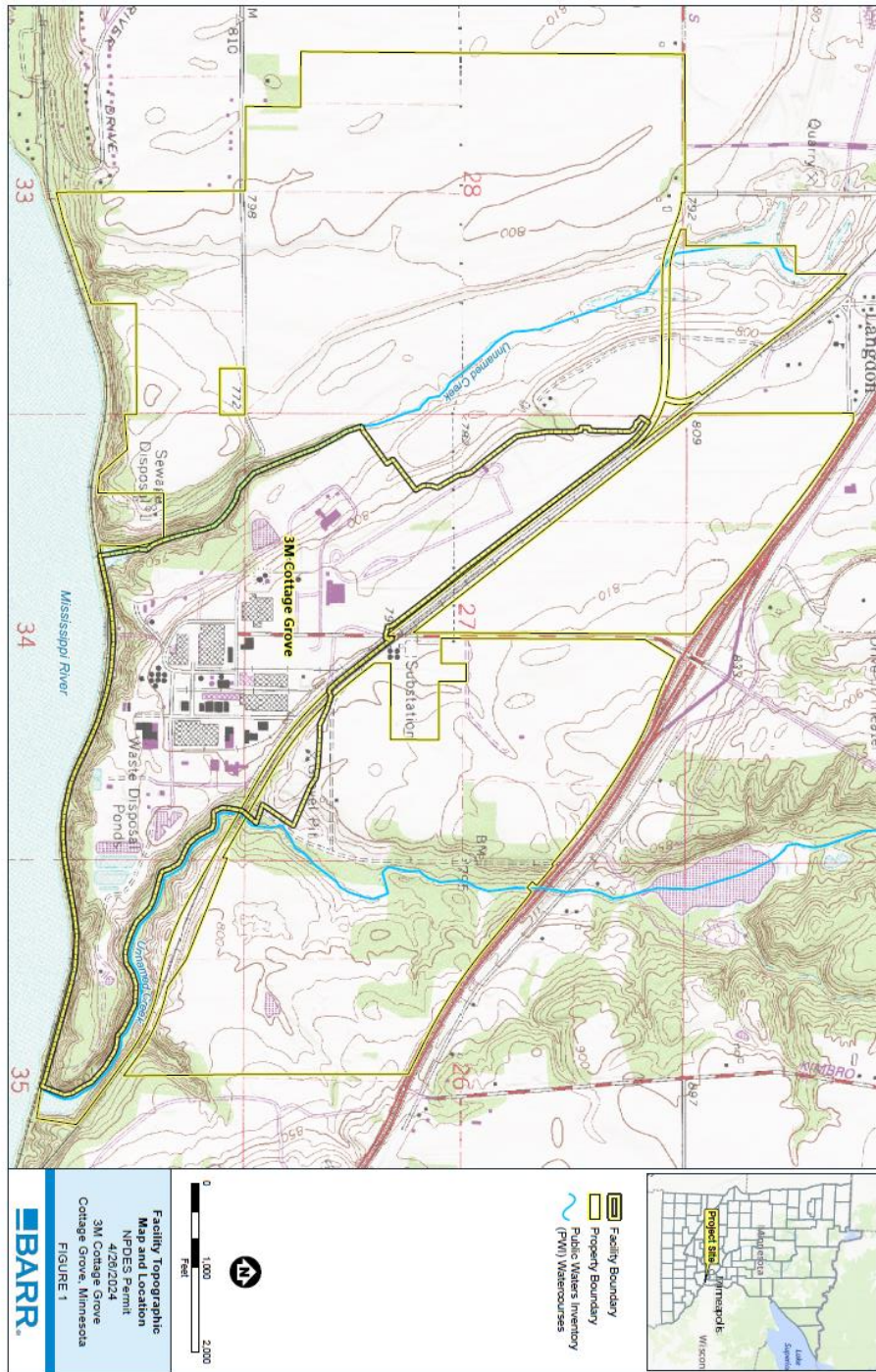


Figure 2. Station Locations

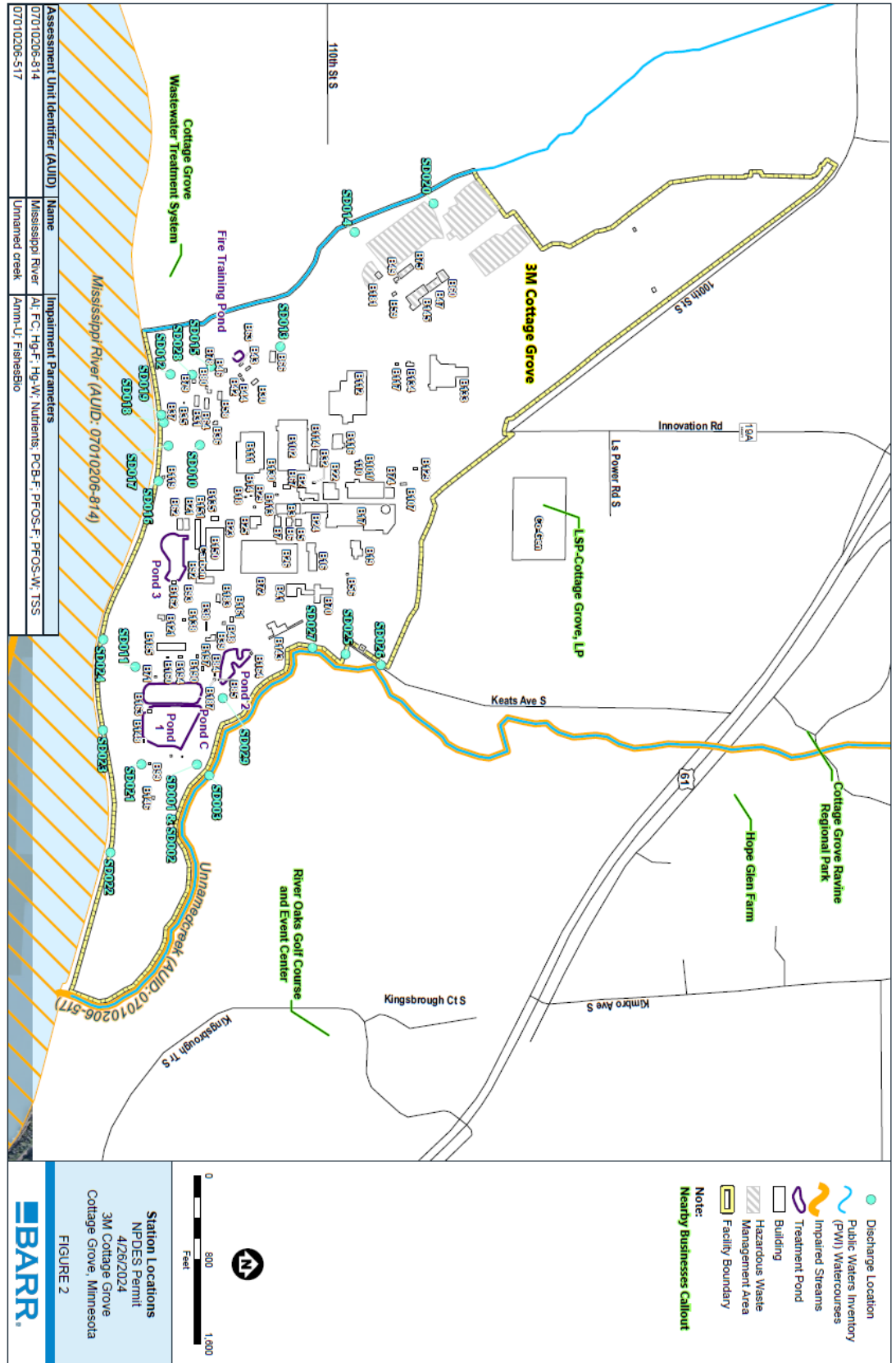
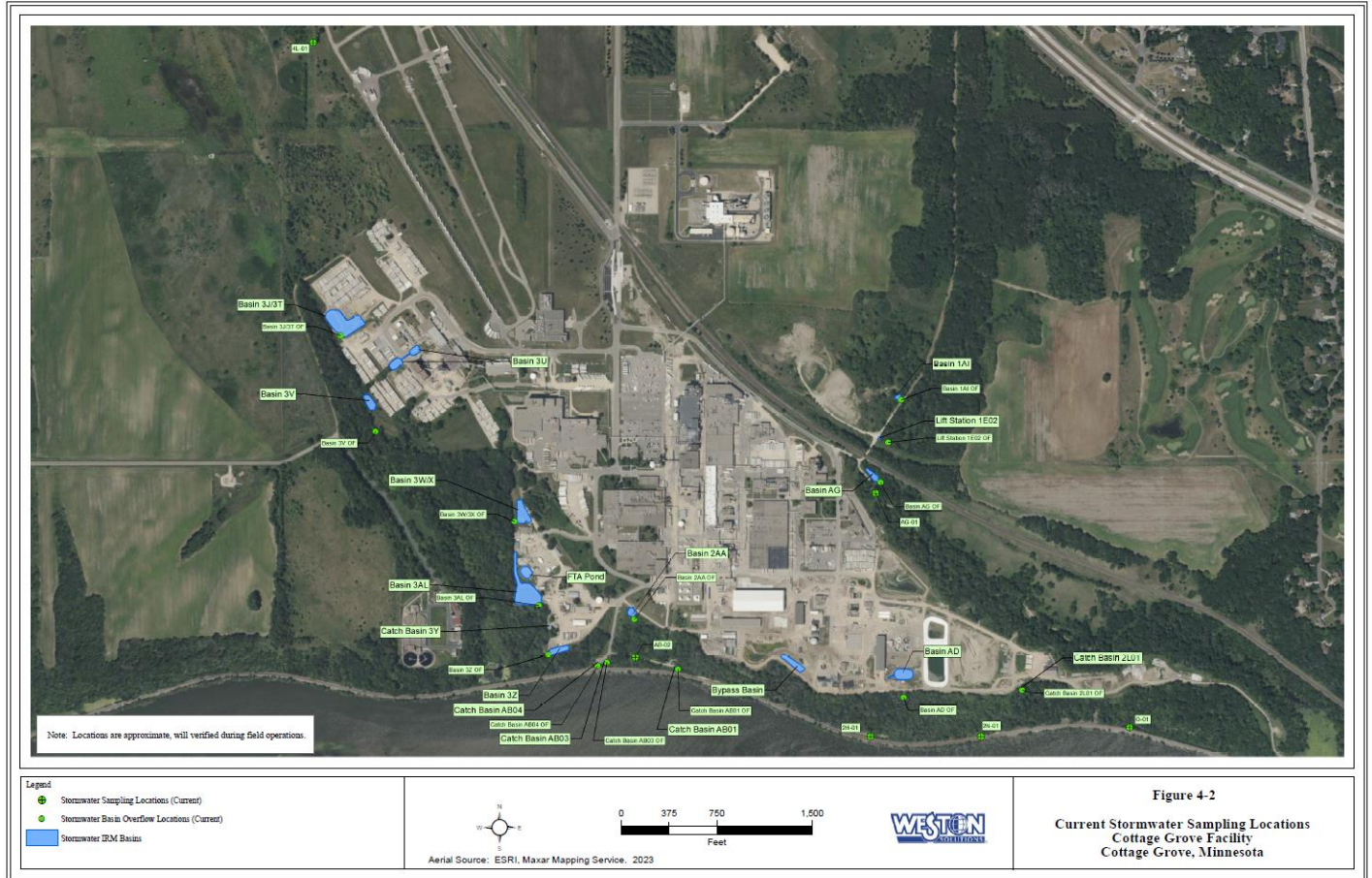


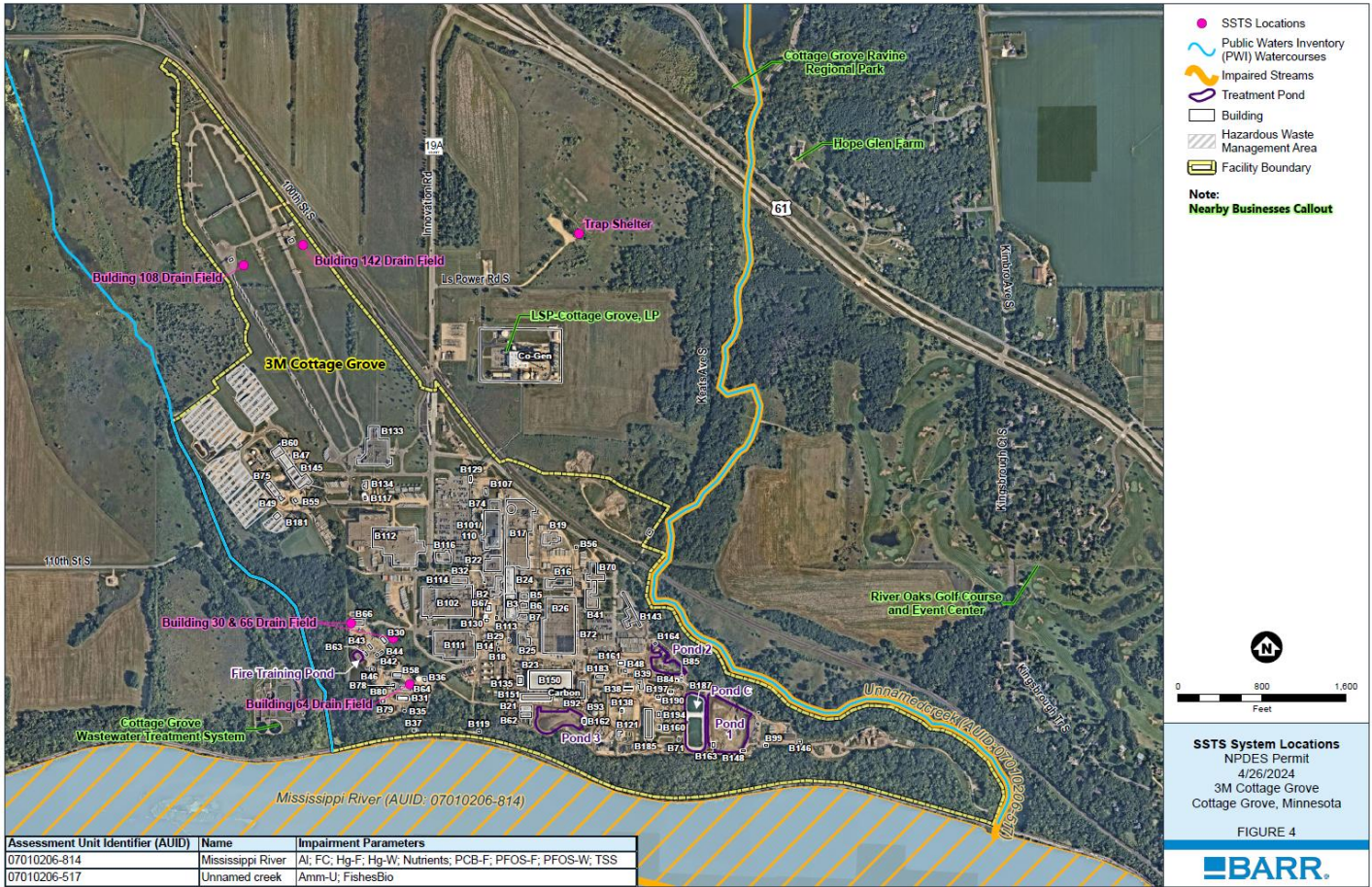
Figure 3. Facility stormwater map



File: Y:\Cottage_Grove\mxd\Current_SW_Sampling_Locs_Basins.mxd, 4/24/2024 11:15:15 AM, rdksc



Figure 4. ISTS System Locations



DRAFT

3. Figure 5. Flow water flow diagram

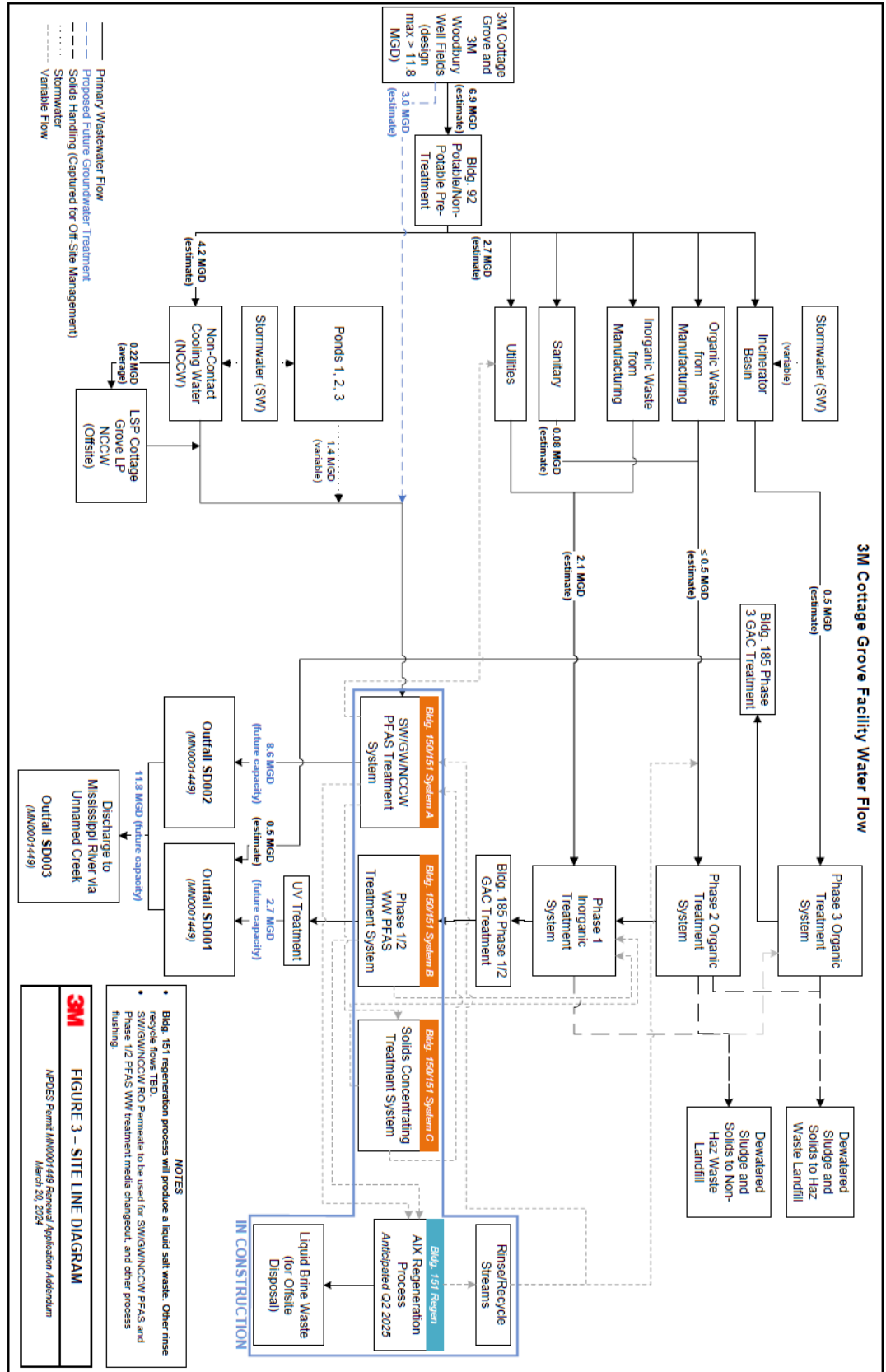


Figure 6. Wastewater treatment system process flow

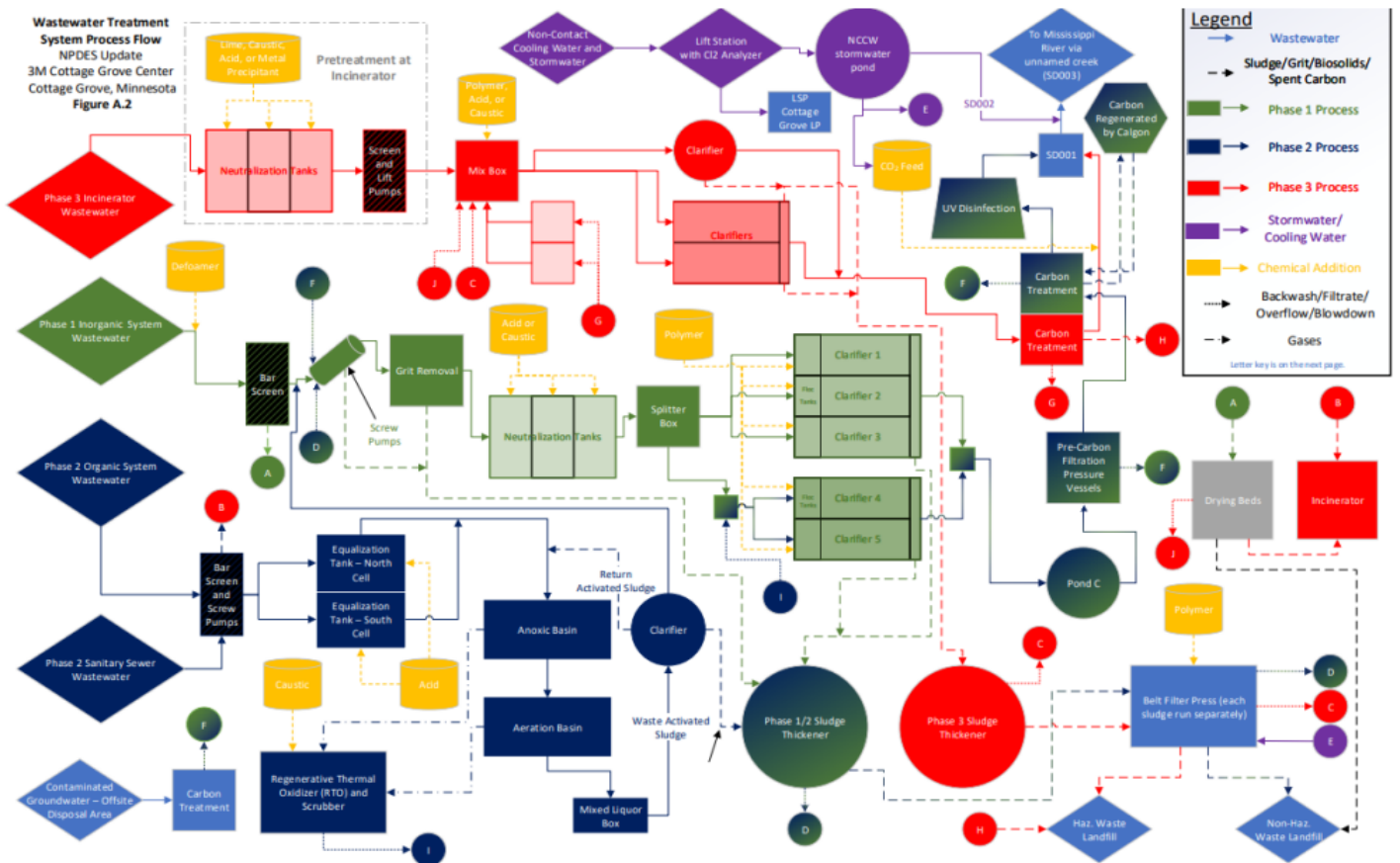
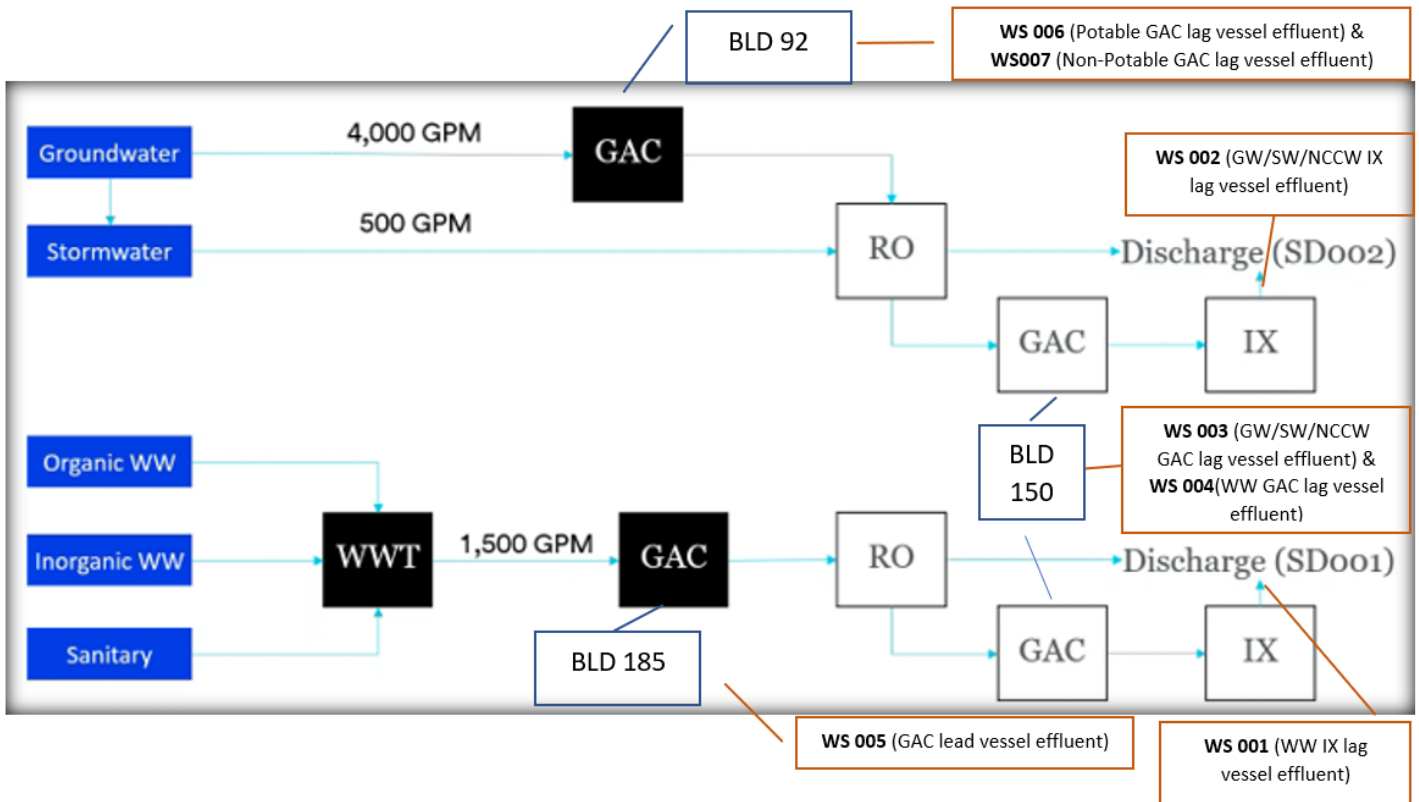
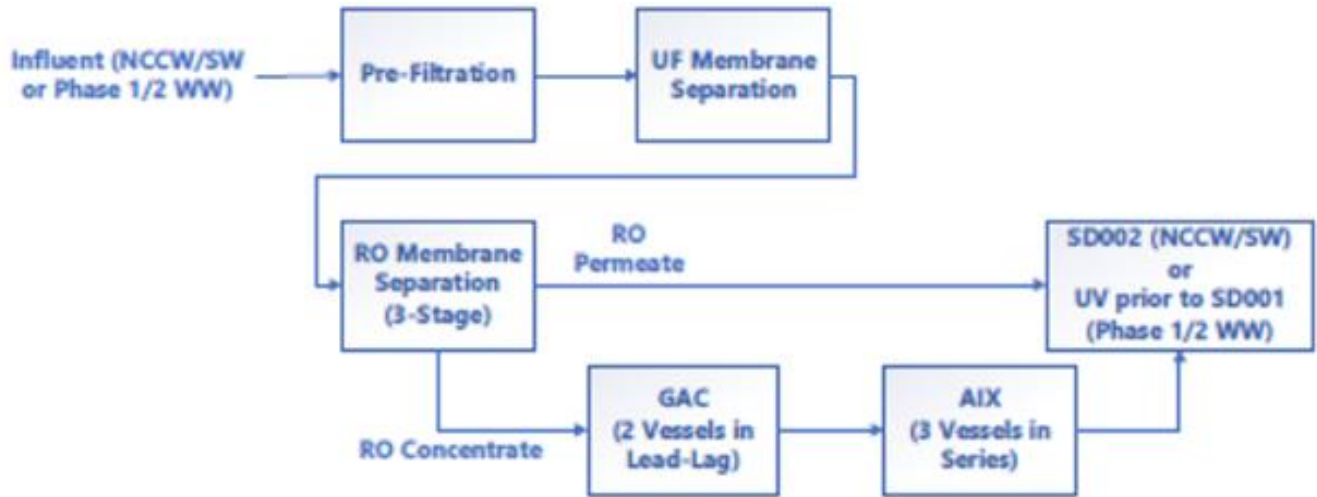


Figure 7. Locations of WS stations in process flow

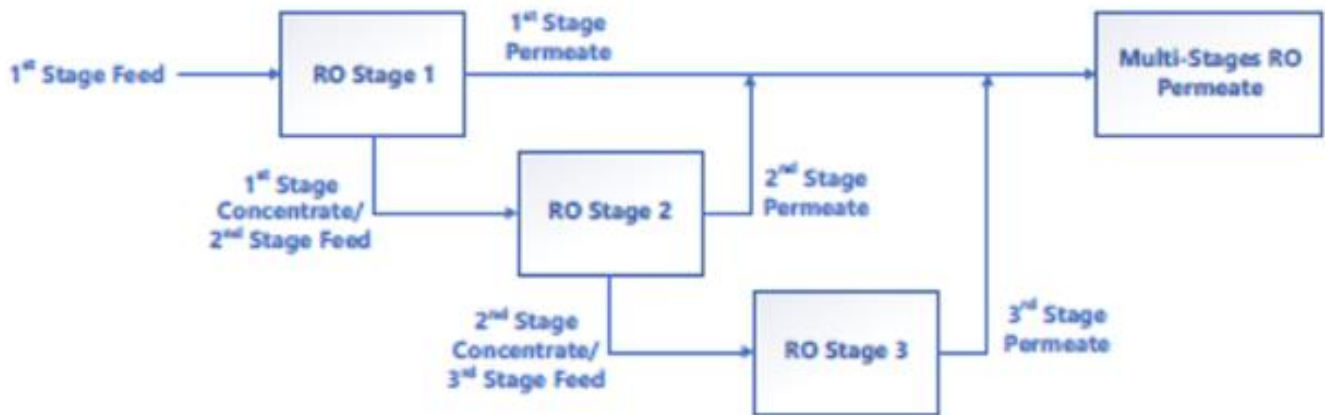


DRAFT

Figure 8. Flow schematic for concentrate flow from the Building 150/151 RO treatment



Summary of full-scale treatment system process flow



Summary of full-scale treatment three-stage RO membrane separation



Figure 9. Flow schematic from RO reject tanks to IX treatment

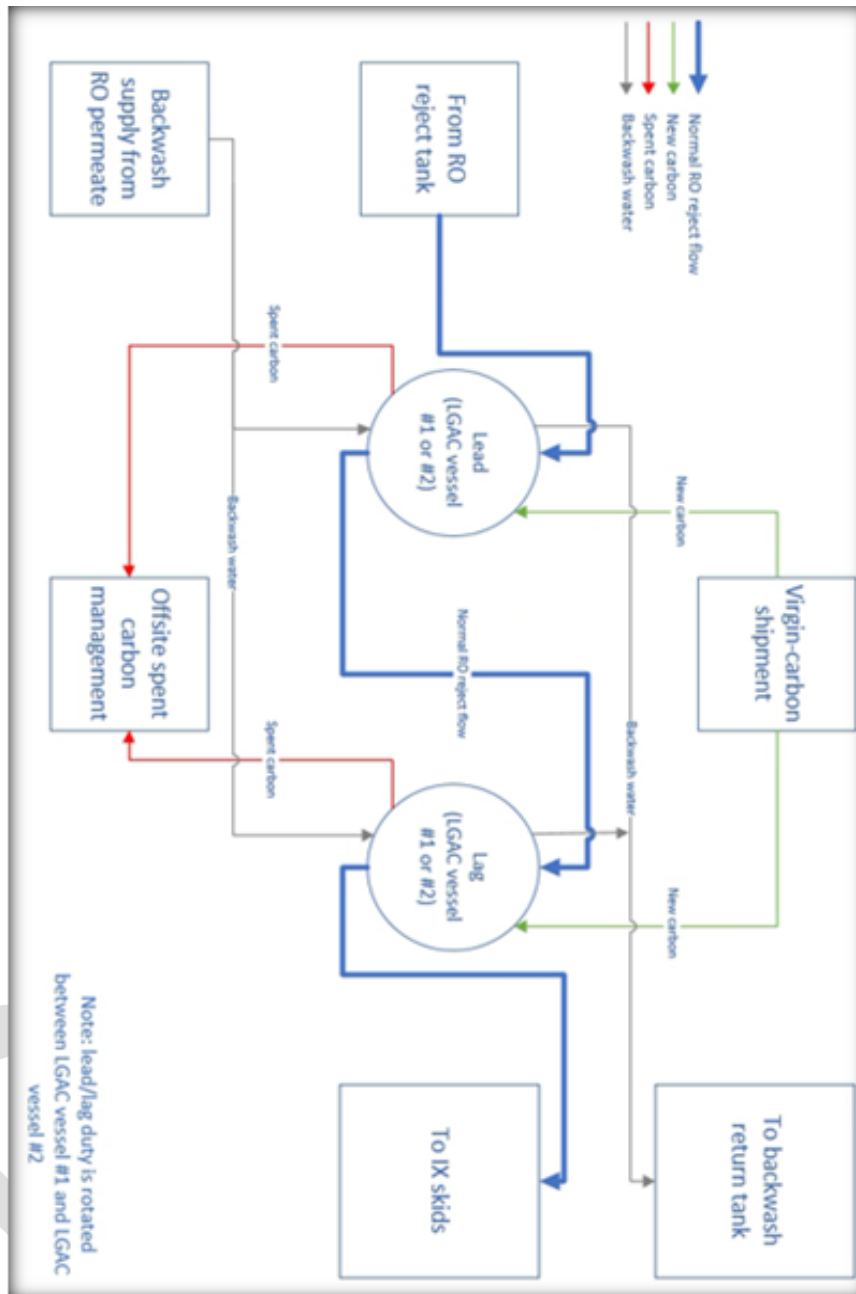
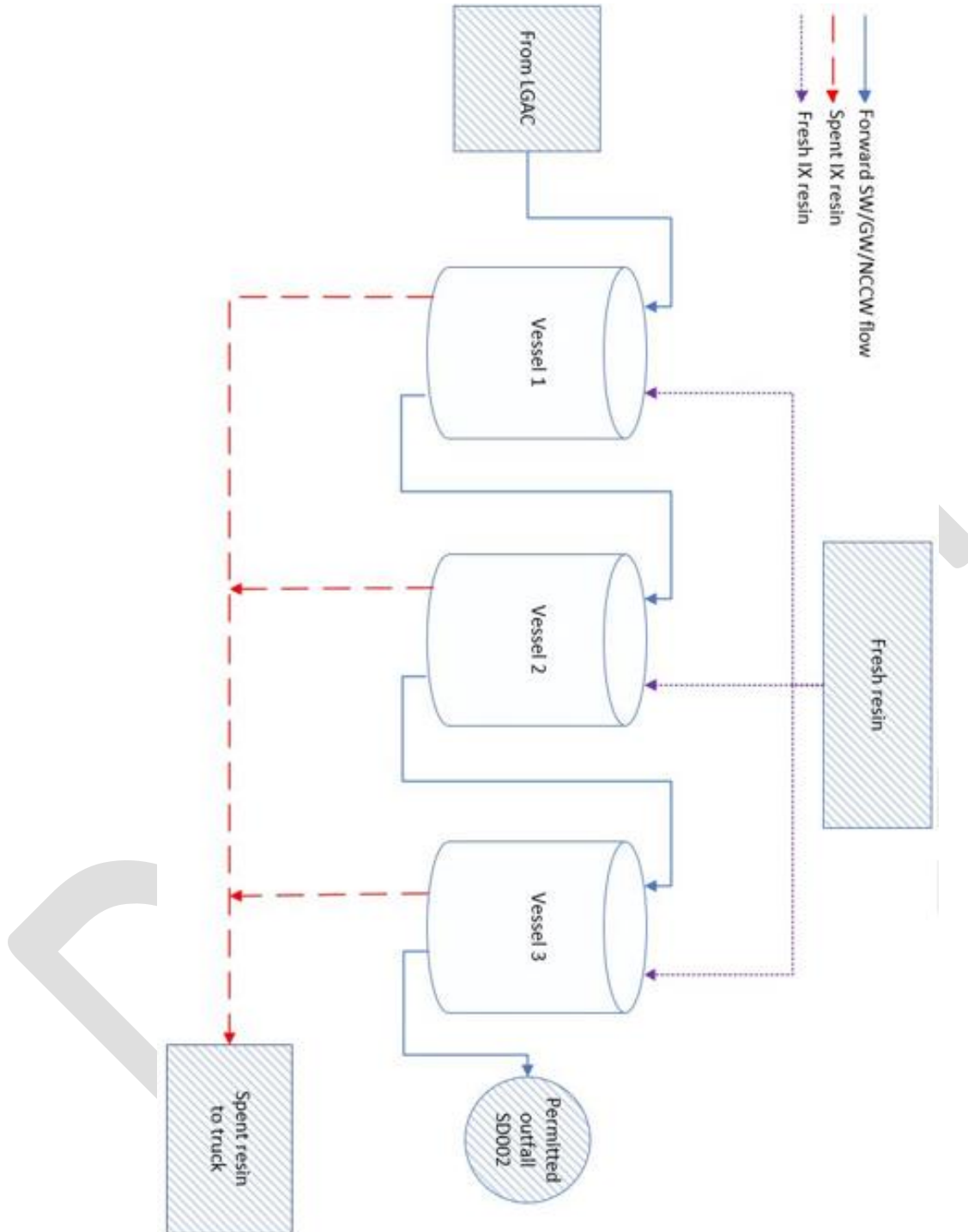


Figure 10. Flow schematic from LGAC to IX vessels in NCCW/ISW/GW system



4. Summary of stations and station locations

Station	Type of station	Local name	PLS location
SD 001	Effluent To Surface Water	Process & Sanitary Effluent	T27N, R21W, S35, NW Quarter
SD 002	Effluent To Surface Water	NCCW, GW, & ISW Effluent	T27N, R21W, S35, NW Quarter
SD 003	Effluent To Surface Water	Outfalls SD001+ SD002	T27N, R21W, S35, NW Quarter
SD 009	Stormwater, Non-specific Runoff	Basin 3U Overflow: 3U-01/BML 001: Former Incinerator Area	T27N, R21W, S27, SW Quarter
SD 010	Stormwater, Non-specific Runoff	Basin 2AA-01/BML 003 Overflow: Former D8 Disposal Area	T27N, R21W, S34, NE Quarter
SD 011	Stormwater, Non-specific Runoff	BML 004/Basin AD Overflow: AD-02, AD-03: Wastewater Treatment Plant	T27N, R21W, S34, NE Quarter
SD 012	Stormwater, Non-specific Runoff	Basin 3Z Overflow: 3Z-01, 3Z-02/BML 005: Contractor Village	T27N, R21W, S34, NW Quarter
SD 013	Stormwater, Non-specific Runoff	Basin 3W/3X Overflow: 3W-01, 3X-01, 3X-02: Fire Training Area	T27N, R21W, S34, NW Quarter
SD 014	Stormwater, Non-specific Runoff	Basin 3V Overflow: 3V-01: Former Incinerator Area	T27N, R21W, S27, SW Quarter
SD 015	Stormwater, Non-specific Runoff	Basin 3AL Overflow: 3AL-01, 3AL-03, 3AL-04: Contractor Village	T27N, R21W, S34, NW Quarter
SD 016	Stormwater, Non-specific Runoff	Basin AB-01 Overflow: Former D8 Disposal Area	T27N, R21W, S34, NE Quarter
SD 017	Stormwater, Non-specific Runoff	AB-02: Former D8 Disposal Area	T27N, R21W, S34, NE Quarter
SD 018	Stormwater, Non-specific Runoff	Basin AB-03 Overflow: Former D8 Disposal Area	T27N, R21W, S34, NW Quarter
SD 019	Stormwater, Non-specific Runoff	Basin AB-04 Overflow: Former D8 Disposal Area	T27N, R21W, S34, NW Quarter
SD 020	Stormwater, Non-specific Runoff	Basin 3J/3T Overflow: 3J-01, 3R-01, 3R-02, 3R-03, 3T-01: Former Incinerator Area	T27N, R21W, S27, SW Quarter
SD 021	Stormwater, Non-specific Runoff	Basin 2L-01 Overflow: East Cove/Railroad	T27N, R21W, S35, NW Quarter
SD 022	Stormwater, Non-specific Runoff	O-01: East Cove/Railroad	T27N, R21W, S35, NW Quarter
SD 023	Stormwater, Non-specific Runoff	2N-01: 1/4 Mile West of the East Cove Along	T27N, R21W, S35, NW Quarter

		Railroad Tracks	
SD 024	Stormwater, Non-specific Runoff	2H-01	T27N, R21W, S34, NE Quarter
SD 025	Stormwater, Non-specific Runoff	Basin 1E Overflow: AR/BML 002/1E-01, 1E-02, 1F-01, 1G-02, AM-01: Front Entrance/Building 57/North Access Road	T27N, R21W, S27, SE Quarter
SD 026	Stormwater, Non-specific Runoff	Basin 1A1-01 Overflow: Building 57/North Access Road	T27N, R21W, S27, SE Quarter
SD 027	Stormwater, Non-specific Runoff	Basin AG Overflow: AG-01, AG-02, AG-03: Building 57/North Access Road	T27N, R21W, S34, NE Quarter
SD 028	Stormwater, Non-specific Runoff	Manhole 3Y Basin Overflow: 3Y-01: Contractor Village	T27N, R21W, S34, NW Quarter
SD 029	Stormwater, Non-specific Runoff	1B-01: Building 57/North Access Road	T27N, R21W, S35, NW Quarter
SW 001	Stream/River/Ditch, Upstream	UEC-5: Unnamed Creek Upstream of Discharge	T26N, R27W, S21, NW Quarter
SW 002	Stream/River/Ditch, Downstream	EC-5: Unnamed Creek Downstream of Discharge	T35N, R27W, S21, NE Quarter
SW 003	Stream/River/Ditch, Upstream	WC-08: Mississippi River Upstream of 3M Facility	T34N, R27W, S21, NW Quarter
SW 004	Stream/River/Ditch, Downstream	IW-25: Mississippi River at Confluence of Unnamed Creek	T35N, R27W, S21, NE Quarter
WS 001	Internal Waste Stream	Process & Sanitary AIX Effluent Prior to Mixing into SD 001 (Bld. 151)	T27N, R21W, S34, NE Quarter
WS 002	Internal Waste Stream	NCCW, GW, & ISW AIX Effluent Prior to Mixing into SD 002 (Bld. 151)	T27N, R21W, S34, NE Quarter
WS 003	Internal Waste Stream	GW/ISW/NCCW GAC Lag Vessel Effluent (Bld 150)	T27N, R21W, S34, NE Quarter
WS 004	Internal Waste Stream	WW GAC Lag Vessel Effluent (Bld 150)	T27N, R21W, S34, NE Quarter
WS 005	Internal Waste Stream	BLD 185 GAC Lead Vessel Effluent (Bld 185)	T27N, R21W, S34, NE Quarter
WS 006	Internal Waste Stream	BLD 92 Potable Lag Vessel Effluent	T27N, R21W, S34, NE Quarter
WS 007	Internal Waste Stream	BLD 92 Non-Potable Lag Vessel Effluent	T27N, R21W, S34, NE Quarter
WS 008	Internal Waste Stream	Basin 2L-01: Former D8 Disposal Area & East Cove/Railroad	T27N, R21W, S34, NE Quarter
WS 009	Internal Waste Stream	Basin 3J/3T: 3J-01, 3R-01,	T27N, R21W, S27, SW

		3R-02, 3R-03, 3T-01: Former Incinerator Area	Quarter
WS 010	Internal Waste Stream	Basin 3U: 3U-01/BML 001: Former Incinerator Area	T27N, R21W, S27, SW Quarter
WS 011	Internal Waste Stream	Basin 3V: 3V-01: Former Incinerator Area	T27N, R21W, S27, SW Quarter
WS 012	Internal Waste Stream	Basin 3Z: 3Z-01, 3Z- 02/BML 005: Contractor Village	T27N, R21W, S34, NW Quarter
WS 013	Internal Waste Stream	Fire Training Area Pond: 3AL-02/Fire Training Pond: Fire Training Area	T27N, R21W, S34, NW Quarter
WS 014	Internal Waste Stream	Basin 3AL: 3AL-01, 3AL-03, 3AL-04: Contractor Village	T27N, R21W, S34, NW Quarter
WS 015	Internal Waste Stream	Manhole 3Y Basin: 3Y-01: Contractor Village	T27N, R21W, S34, NW Quarter
WS 016	Internal Waste Stream	Basin AB-01: Former D8 Disposal Area	T27N, R21W, S34, NE Quarter
WS 017	Internal Waste Stream	Basin 2AA: 2AA-01/BML 003: Former D8 Disposal Area	T27N, R21W, S34, NE Quarter
WS 018	Internal Waste Stream	Basin 2I/Pond 3: Bypass Basin (fka 2I-01, 2I-02, 2I- 03, 2I-04 and 2I-05): Former D5 Disposal Area	T27N, R21W, S34, NE Quarter
WS 019	Internal Waste Stream	Basin AD: AD-02, AD- 03/BML 004: Wastewater Treatment Plant	T27N, R21W, S34, NE Quarter
WS 020	Intermediate: WW to Land	1G-01: Borrow Pit	T27N, R21W, S27, SE Quarter
WS 021	Internal Waste Stream	Basin 1E: 1E-01, 1E-02, 1F- 01, 1G-02, AM-01: Front Entrance/Building 57/North Access Road	T27N, R21W, S27, SE Quarter
WS 022	Internal Waste Stream	Basin AG: AG-01, AG-02, AG-03: Building 57/North Access Road	T27N, R21W, S27, SE Quarter
WS 023	Intermediate: WW to Land	4L-01: Test Track Area	T27N, R21W, S27, NW Quarter
WS 024	Internal Waste Stream	Basin AB-03: Former D8 Disposal Area	T27N, R21W, S34, NW Quarter
WS 025	Internal Waste Stream	Basin AB-04: Former D8 Disposal Area	T27N, R21W, S34, NW Quarter
WS 026	Internal Waste Stream	Basin 3W/3X: 3W-01, 3X- 01, 3X-02: Fire Training Area	T27N, R21W, S34, NW Quarter
WS 027	Internal Waste Stream	Basin 1AI-01: Building 57/North Access Road	T27N, R21W, S27, SE Quarter

5. Permit requirements

SD 001	Effluent To Surface Water	
		Facility Specific Limit and Monitoring Requirements
	5.1.1	The Permittee shall submit a monthly DMR: Due by 21 days after the end of each calendar month following permit issuance. [Minn. R. 7001.0150, Subp. 2(B)]
	5.1.2	Sampling Location. [Minn. R. 7001.0150, subp. 2(B)]
	5.1.3	Samples for Station SD 001 shall be taken at a point prior to the Parshall flume confluence with SD 002, adjacent to Building 86. Samples for Station SD 001 shall be taken at a point representative of all treated wastewater discharged prior to mixing with other waters. [Minn. R. 7001.0150, subp. 2(B)]
		Priority Pollutant Requirements
	5.2.4	Monitoring Frequency. [Minn. R. 7001]
	5.2.5	The Permittee shall monitor priority pollutants four times per year for the life of the permit for the following specified priority pollutants and thus shall submit a quarterly report: Due quarterly. [Minn. R. 7001]
	5.2.6	Sample Type. [Minn. R. 7001]
	5.2.7	All priority pollutant samples should be collected using a 24-hour flow proportional composite; except for the 624 volatiles, cyanide, and 1631E mercury samples, which must be collected using the grab method. [Minn. R. 7050.0222]
	5.2.8	Reporting Specifics. [Minn. R. 7001]
	5.2.9	Reporting limits for all priority pollutant analyses shall be as close as analytically possible to the Class 2B chronic water quality standards. [Minn. R. 7050.0222]
	5.2.10	Monitoring Specifics. [Minn. R. 7001]
	5.2.11	<p>Monitoring shall be for the organic priority pollutants identified under the volatile, acid, base/neutral, and pesticide fractions using EPA methods 624, 625, and 608 (40 CFR pt. 136) as listed in Table II of 40 CFR pt. 122, Appendix D or any updates to those methods.</p> <p>The following priority pollutant total metals shall also be monitored using EPA approved methods found in Table IB of the current version of 40 CFR pt. 136: antimony, arsenic, beryllium, cadmium, chromium, copper, lead, nickel, selenium, silver, thallium, and zinc. In addition, the Permittee shall monitor for total cyanide, total phenolic compounds, and hardness (total as CaCO3) using methods approved in the most recent update of 40 CFR pt. 136.</p> <p>Total mercury and dissolved mercury shall be monitored by EPA method 1631E or the most recent update to this method, if not already required by the permit.</p> <p>Total cyanide and free cyanide (or amendable cyanide method since free cyanide chemistry is rarely available) reporting limits shall be as close to the chronic water quality standard of 5.2 ug/L as possible.</p> <p>Chromium shall be monitored as total chromium and as hexavalent chromium. Both total chromium and hexavalent chromium shall have reporting limits of 11 ug/L. [Minn. R. 7001]</p>
	5.2.12	The Permittee must send in the entire priority pollutant report, including the quality control (QC) section each time the priority pollutant scan is performed. The Permittee must send four priority pollutant scans each year for the life of the permit. Bis(2-ethylhexyl) phthalate (DEHP) sampling cannot encounter any kind of plastic, especially soft plastic. Plastic commonly leaches out DEHP and thereby may contaminate the sampling. If the 24-hour composite sampler has any kind of plastic or plastic tubing, then DEHP sampling must be taken as a grab sample using non-plastic material.

		[Minn. R. 7001]
SD 002	Effluent To Surface Water	
		Facility Specific Limit and Monitoring Requirements
5.3.1		The Permittee shall submit a monthly DMR: Due by 21 days after the end of each calendar month following permit issuance. [Minn. R. 7001.0150, Subp. 2(B)]
5.3.2		Sampling Location. [Minn. R. 7001.0150, subp. 2(B)]
5.3.3		Samples for Station SD 002 NCCW/ISW/GW shall be taken at a point representative of the discharge (SD 002) prior to mixing with other waters. Cooling and stormwaters will be directed to the mixing structure downstream of the SD 001 discharge. Samples for SD 002 shall be taken at a point prior to the Parshall flume confluence with SD 001. [Minn. R. 7001.0150, subp. 2(B)]
		Priority Pollutant Requirements
5.4.4		Monitoring Frequency. [Minn. R. 7001]
5.4.5		The Permittee shall monitor priority pollutants four times per year for the life of the permit for the following specified priority pollutants and thus shall submit a quarterly report: Due quarterly. [Minn. R. 7001]
5.4.6		Sample Type. [Minn. R. 7001]
5.4.7		All priority pollutant samples should be collected using a 24-hour flow proportional composite; except for the 624 volatiles, cyanide, and 1631E mercury samples, which must be collected using the grab method. [Minn. R. 7050.0222]
5.4.8		Reporting Specifics. [Minn. R. 7001]
5.4.9		Reporting limits for all priority pollutant analyses shall be as close as analytically possible to the Class 2B chronic water quality standards. [Minn. R. 7050.0222]
5.4.10		Monitoring Specifics. [Minn. R. 7001]
5.4.11		<p>Monitoring shall be for the organic priority pollutants identified under the volatile, acid, base/neutral, and pesticide fractions using EPA methods 624, 625, and 608 (40 CFR pt. 136) as listed in Table II of 40 CFR pt. 122, Appendix D or any updates to those methods.</p> <p>The following priority pollutant total metals shall also be monitored using EPA approved methods found in Table IB of the current version of 40 CFR pt. 136: antimony, arsenic, beryllium, cadmium, chromium, copper, lead, nickel, selenium, silver, thallium, and zinc. In addition, the Permittee shall monitor for total cyanide, total phenolic compounds, and hardness (total as CaCO₃) using methods approved in the most recent update of 40 CFR pt. 136.</p> <p>Total mercury and dissolved mercury shall be monitored by EPA method 1631E or the most recent update to this method, if not already required by the permit.</p> <p>Total cyanide and free cyanide (or amendable cyanide method since free cyanide chemistry is rarely available) reporting limits shall be as close to the chronic water quality standard of 5.2 ug/L as possible.</p> <p>Chromium shall be monitored as total chromium and as hexavalent chromium. Both total chromium and hexavalent chromium shall have reporting limits of 11 ug/L. [Minn. R. 7001]</p>
5.4.12		The Permittee must send in the entire priority pollutant report, including the quality control (QC) section each time the priority pollutant scan is performed. The Permittee must send four priority pollutant scans each year for the life of the permit. Bis(2-ethylhexyl) phthalate (DEHP) sampling cannot encounter any kind of plastic, especially soft plastic. Plastic commonly leaches out DEHP and thereby may contaminate the sampling. If the 24-hour composite sampler has any kind of plastic or plastic tubing, then DEHP sampling must be taken as a grab sample using non-plastic material.

		[Minn. R. 7001]
SD 003	Effluent To Surface Water	
		Facility Specific Limit and Monitoring Requirements
5.5.1		The Permittee shall submit a monthly DMR: Due by 21 days after the end of each calendar month following permit issuance. [Minn. R. 7001.0150, Subp. 2(B)]
5.5.2		Sampling Location. [Minn. R. 7001.0150, subp. 2(B)]
5.5.3		Samples for Station SD 003 shall be taken after the confluence of SD 001 and SD 002 discharge prior to mixing with other effluents, waters, waste streams or discharges. SD 003 is the combined monitoring point for SD 001 and SD 002 prior to discharge to the ravine at manhole 358A. For total residual chlorine (TRC) and whole effluent toxicity - (WET), SD 003 will consist of the directly combined SD 001 and SD 002 discharges prior to discharge to the receiving water. An alternative sample point during unsafe conditions will be located at manhole 358A. [Minn. R. 7001.0150, subp. 2(B)]
		Chronic Toxicity Requirements
5.6.4		Definitions. [Minn. R. 7001]
5.6.5		"Chronic Whole Effluent Toxicity (WET) Test" is a static renewal test conducted on an exponentially diluted series of effluent. The purpose is to calculate appropriate biological effect endpoints (NOEC or IC25), specified in the referenced chronic manual. A statistical effect level less than the Receiving Water Concentration (RWC) constitutes a positive test for chronic toxicity. The RWC equals the 100% effluent concentration or 1.0 TUC. [State Definitions]
5.6.6		"Chronic toxic unit (TUC)" is the reciprocal of the effluent dilution that causes no unacceptable effect on the test organisms by the end of the chronic exposure period. For example, a TUC equals $[\text{7Q10 flow (mgd)} + \text{effluent average dry weather flow (mgd)}] / [\text{effluent average dry weather flow (mgd)}]$. [State Definitions]
5.6.7		"Test" refers to an individual species. [State Definitions]
5.6.8		"Test Battery" consists of WET testing of each species with each specified chronic test. For chronic WET testing, all test species includes fathead minnows and Ceriodaphnia dubia. [State Definitions]
5.6.9		General Requirements. [Minn. R. 7001]
5.6.10		This permit does not include a chronic WET limit; however, the facility has a WET monitoring requirement and is required to conduct chronic toxicity tests from outfall Station SD 003. Results of chronic toxicity tests will be evaluated against a monitoring threshold value of 1.0 TUC. [Minn. R. 7052, Minn. R. 7053]
5.6.11		The Permittee shall submit annual chronic toxicity test battery results: Due 180 calendar days after Permit Issuance Date annually thereafter. [Minn. R. 7001]
5.6.12		Additional WET tests are required for each year that exceeds the five-year permit cycle if the permit is not immediately reissued after permit expiration. The WET testing results are due on the same date as the original requirement, annually, until the permit is reissued. [Minn. R. 7001]
5.6.13		Any test that exceeds 1.0 TUC shall be re-tested according to the Positive Toxicity Results requirement(s) that follow to determine if toxicity is still present above 1.0 TUC (RWC<100). [Minn. R. 7001]
5.6.14		Species and Procedural Requirements. [Minn. R. 7001]
5.6.15		Tests shall be conducted in accordance with procedures outlined in EPA-821-R-02-013 Short-term Methods for Measuring the Chronic Toxicity of Effluents and Receiving Waters to Freshwater Organisms - Fourth Edition (Chronic Manual) and any revisions to the Chronic Manual. [Minn. R. 7001]
5.6.16		Any test that begins with an effluent sample that is equal to or exceeds a total ammonia concentration of 5.0 mg/L may use the carbon dioxide-controlled atmosphere technique to control

	pH drift. [Minn. R. 7001]
5.6.17	Test organisms for each test battery shall include the fathead minnow (<i>Pimephales promelas</i>)-Method 1000.0 and <i>Ceriodaphnia dubia</i> -Method 1002.0 or any updates to these methods. [Minn. R. 7001]
5.6.18	Static renewal chronic serial dilution tests of the effluent shall consist of a control, 12%, 25%, 50%, 75%, and 100% effluent. A 100% RWC may be substituted for the 100% effluent concentration or provided in addition to the above dilution series. [Minn. R. 7001]
5.6.19	All effluent samples shall be flow proportioned 24-hour composite samples. Test solutions shall be renewed daily. Testing of the effluent shall begin within 36 hours of sample collection. Receiving water collected outside of the influence of discharge or synthetic water provided by the laboratory shall be used for dilution and controls. [Minn. R. 7001]
5.6.20	Any other circumstances not addressed in the previous requirements or that require deviation from that specified in the previous requirements shall first be approved by the MPCA. [Minn. R. 7001]
5.6.21	Quality Control (QC) and Report Submittals. [Minn. R. 7001]
5.6.22	Any test that does not meet quality control measures or results which the Permittee believes reflect an artifact of testing (i.e. poor control results) shall be repeated within two weeks of the notification from the lab regarding the test sample results. The chronic WET report and QC reports shall contain information consistent with the report preparation section of the Chronic Manual. The MPCA shall make the final determination regarding test validity. [Minn. R. 7001]
5.6.23	Positive Toxicity Result for WET. [Minn. R. 7001]
5.6.24	Should a test exceed 1.0 TUc for WET based on results from the most sensitive test species, the Permittee shall conduct two repeat test batteries on all species. The repeat tests are to be completed within 45 days after completion of the positive test. These tests are used to determine if toxicity exceeding 1.0 TUc remains present for any test species. [Minn. R. 7001]
5.6.25	Repeat Testing Results. [Minn. R. 7001]
5.6.26	Negative Retests. If no toxicity is present above 1.0 TUc for any test species in both retests, the Permittee shall return to the test frequency specified by the permit. [Minn. R. 7001]
5.6.27	Positive Retests. If toxicity is present above 1.0 TUc for any test species in either retests, the Permittee shall submit a plan for conducting a Toxicity Reduction Evaluation (TRE) for MPCA review and approval. [Minn. R. 7001]
5.6.28	TRE Requirements. [Minn. R. 7001]
5.6.29	<p>The TRE shall be submitted within 60 days after the toxicity discovery date and include a Facility Performance Review. Upon approval of the TRE, the Permittee shall implement the TRE or subsequent amendments in its entirety. Any violations of the TRE are violations of this permit.</p> <p>In addition, quarterly reports starting from the date of the TRE submittal are required. The quarterly reports shall include, but are not limited to, a complete description of all progress made towards the identification of the source(s) of toxicity, and the Permittee's plans for the removal of the toxicity. The TRE shall be consistent with the Chronic Manual or subsequent procedures approved by the MPCA in attempting to identify and remove the source of the toxicity. Routinely scheduled chronic toxicity test batteries required in this permit shall remain in effect throughout the permit cycle.</p> <p>The Permittee must submit a request to discontinue the TRE for MPCA review upon conclusion of the TRE requirements. If the MPCA discontinues the TRE, the permit may be modified to set conditions to be met by the Permittee based on the TRE results. If the MPCA continues the TRE, the Permittee shall continue to implement the approved conditions of the TRE. [Minn. R. 7001]</p>
5.6.30	Following successful completion of the TRE, the Permittee shall conduct semi-annual testing for the next five-year permit cycle. [Minn. R. 7001]
5.6.31	WET Data and Test Acceptability Criteria (TAC) Submittal. [Minn. R. 7001]
5.6.32	All WET test data and TAC must be submitted to the MPCA by the dates required by this section of the permit using both the MPCA <i>Ceriodaphnia dubia</i> Chronic Toxicity Test Report and the MPCA Fathead Minnow Chronic Toxicity Test Report found on the MPCA website at

		<p>https://www.pca.state.mn.us/business-with-us/step-4-create-swppp-choose-bmps.</p> <p>Data not submitted on the correct form(s), or submitted incomplete, will be returned to the Permittee and deemed incomplete until adequately submitted on the designated form(s). These are legal forms and must be signed and dated by the Permittee. [Minn. R. 7001]</p>
	5.6.33	Potential Permit Modifications. [Minn. R. 7001]
	5.6.34	The permit may be modified during a permit cycle to include additional toxicity testing and/or a WET limit based on the WET testing results. [Minn. R. 7001]
SD 009	Stormwater, Non-specific Runoff	
		Surface Discharge: Industrial Stormwater Sector K Requirements
	5.7.1	The Permittee shall submit a quarterly DMR: Due by 21 days after the end of each calendar quarter following permit issuance. [Minn. R. 7001.0150, Subp. 2(B)]
	5.7.2	Sampling Location. [Minn. R. 7001.0150, subp. 2(B)]
	5.7.3	Samples for Station SD 009 shall be collected from stormwater overflowing the basin. [Minn. R. 7001.0150, subp. 2(B)]
SD 010	Stormwater, Non-specific Runoff	
		Facility Specific Limit and Monitoring Requirements
	5.8.1	The Permittee shall submit a quarterly DMR: Due by 21 days after the end of each calendar quarter following permit issuance. [Minn. R. 7001.0150, Subp. 2(B)]
	5.8.2	Sampling Location. [Minn. R. 7001.0150, subp. 2(B)]
	5.8.3	Samples for Station SD 010 shall be collected from stormwater overflowing the basin. [Minn. R. 7001.0150, subp. 2(B)]
SD 011	Stormwater, Non-specific Runoff	
		Facility Specific Limit and Monitoring Requirements
	5.9.1	The Permittee shall submit a quarterly DMR: Due by 21 days after the end of each calendar quarter following permit issuance. [Minn. R. 7001.0150, Subp. 2(B)]
	5.9.2	Sampling Location. [Minn. R. 7001.0150, subp. 2(B)]
	5.9.3	Samples for Station SD 011 shall be collected from stormwater overflowing the basin. [Minn. R. 7001.0150, subp. 2(B)]
SD 012	Stormwater, Non-specific Runoff	
		Facility Specific Limit and Monitoring Requirements
	5.10.1	The Permittee shall submit a quarterly DMR: Due by 21 days after the end of each calendar quarter following permit issuance. [Minn. R. 7001.0150, Subp. 2(B)]
	5.10.2	Sampling Location. [Minn. R. 7001.0150, subp. 2(B)]
	5.10.3	Samples for Station SD 012 shall be collected from stormwater overflowing the basin. [Minn. R. 7001.0150, subp. 2(B)]
SD 013	Stormwater,	

	Non-specific Runoff	
		Facility Specific Limit and Monitoring Requirements
	5.11.1	The Permittee shall submit a quarterly DMR: Due by 21 days after the end of each calendar quarter following permit issuance. [Minn. R. 7001.0150, Subp. 2(B)]
	5.11.2	Sampling Location. [Minn. R. 7001.0150, subp. 2(B)]
	5.11.3	Samples for Station SD 013 shall be collected from stormwater overflowing the basin. [Minn. R. 7001.0150, subp. 2(B)]
SD 014	Stormwater, Non-specific Runoff	
		Facility Specific Limit and Monitoring Requirements
	5.12.1	The Permittee shall submit a quarterly DMR: Due by 21 days after the end of each calendar quarter following permit issuance. [Minn. R. 7001.0150, Subp. 2(B)]
	5.12.2	Sampling Location. [Minn. R. 7001.0150, subp. 2(B)]
	5.12.3	Samples for Station SD 014 shall be collected from stormwater overflowing the basin. [Minn. R. 7001.0150, subp. 2(B)]
SD 015	Stormwater, Non-specific Runoff	
		Facility Specific Limit and Monitoring Requirements
	5.13.1	The Permittee shall submit a quarterly DMR: Due by 21 days after the end of each calendar quarter following permit issuance. [Minn. R. 7001.0150, Subp. 2(B)]
	5.13.2	Sampling Location. [Minn. R. 7001.0150, subp. 2(B)]
	5.13.3	Samples for Station SD 015 shall be collected from stormwater overflowing the basin. [Minn. R. 7001.0150, subp. 2(B)]
SD 016	Stormwater, Non-specific Runoff	
		Facility Specific Limit and Monitoring Requirements
	5.14.1	The Permittee shall submit a quarterly DMR: Due by 21 days after the end of each calendar quarter following permit issuance. [Minn. R. 7001.0150, Subp. 2(B)]
	5.14.2	Sampling Location. [Minn. R. 7001.0150, subp. 2(B)]
	5.14.3	Samples for Station SD 016 shall be collected from stormwater overflowing the concrete basin. [Minn. R. 7001.0150, subp. 2(B)]
SD 017	Stormwater, Non-specific Runoff	
		Facility Specific Limit and Monitoring Requirements
	5.15.1	The Permittee shall submit a quarterly DMR: Due by 21 days after the end of each calendar quarter following permit issuance. [Minn. R. 7001.0150, Subp. 2(B)]
	5.15.2	Sampling Location. [Minn. R. 7001.0150, subp. 2(B)]
	5.15.3	Samples for Station SD 017 shall be collected from the pipe running approximately halfway down the roadway leading to wells PW-06/-31 (collect from south side outside fence - access through gate near PW-06, just west of MW-120). [Minn. R. 7001.0150, subp. 2(B)]

SD 018	Stormwater, Non-specific Runoff	
		Facility Specific Limit and Monitoring Requirements
	5.16.1	The Permittee shall submit a quarterly DMR: Due by 21 days after the end of each calendar quarter following permit issuance. [Minn. R. 7001.0150, Subp. 2(B)]
	5.16.2	Sampling Location. [Minn. R. 7001.0150, subp. 2(B)]
	5.16.3	Samples for Station SD 018 shall be collected from stormwater overflowing the basin. [Minn. R. 7001.0150, subp. 2(B)]
SD 019	Stormwater, Non-specific Runoff	
		Facility Specific Limit and Monitoring Requirements
	5.17.1	The Permittee shall submit a quarterly DMR: Due by 21 days after the end of each calendar quarter following permit issuance. [Minn. R. 7001.0150, Subp. 2(B)]
	5.17.2	Sampling Location. [Minn. R. 7001.0150, subp. 2(B)]
	5.17.3	Samples for Station SD 019 shall be collected from stormwater overflowing the basin. [Minn. R. 7001.0150, subp. 2(B)]
SD 020	Stormwater, Non-specific Runoff	
		Facility Specific Limit and Monitoring Requirements
	5.18.1	The Permittee shall submit a quarterly DMR: Due by 21 days after the end of each calendar quarter following permit issuance. [Minn. R. 7001.0150, Subp. 2(B)]
	5.18.2	Sampling Location. [Minn. R. 7001.0150, subp. 2(B)]
	5.18.3	Samples for Station SD 020 shall be collected from stormwater overflowing the basin. [Minn. R. 7001.0150, subp. 2(B)]
SD 021	Stormwater, Non-specific Runoff	
		Facility Specific Limit and Monitoring Requirements
	5.19.1	The Permittee shall submit a quarterly DMR: Due by 21 days after the end of each calendar quarter following permit issuance. [Minn. R. 7001.0150, Subp. 2(B)]
	5.19.2	Sampling Location. [Minn. R. 7001.0150, subp. 2(B)]
	5.19.3	Samples for Station SD 021 shall be collected from the pipe that drains to the small ravine or the overflow from the concrete catch basin. [Minn. R. 7001.0150, subp. 2(B)]
SD 022	Stormwater, Non-specific Runoff	
		Facility Specific Limit and Monitoring Requirements
	5.20.1	The Permittee shall submit a quarterly DMR: Due by 21 days after the end of each calendar quarter following permit issuance. [Minn. R. 7001.0150, Subp. 2(B)]
	5.20.2	Sampling Location. [Minn. R. 7001.0150, subp. 2(B)]
	5.20.3	Samples for Station SD 022 shall be collected from the cement culvert that drains to the wetland along the railroad tracks (about 300 yards west of the East Cove). [Minn. R. 7001.0150, subp. 2(B)]

SD 023	Stormwater, Non-specific Runoff	
Facility Specific Limit and Monitoring Requirements		
	5.21.1	The Permittee shall submit a quarterly DMR: Due by 21 days after the end of each calendar quarter following permit issuance. [Minn. R. 7001.0150, Subp. 2(B)]
	5.21.2	Sampling Location. [Minn. R. 7001.0150, subp. 2(B)]
	5.21.3	Samples for Station SD 023 shall be collected from the pipe that is approximately 1/4 mile west of the East Cove along the railroad tracks. [Minn. R. 7001.0150, subp. 2(B)]
SD 024	Stormwater, Non-specific Runoff	
Facility Specific Limit and Monitoring Requirements		
	5.22.1	The Permittee shall submit a quarterly DMR: Due by 21 days after the end of each calendar quarter following permit issuance. [Minn. R. 7001.0150, Subp. 2(B)]
	5.22.2	Sampling Location. [Minn. R. 7001.0150, subp. 2(B)]
	5.22.3	Samples for Station SD 024 shall be collected from the large cement culvert located halfway between the East Cove and railroad access gate near MW-14R. [Minn. R. 7001.0150, subp. 2(B)]
SD 025	Stormwater, Non-specific Runoff	
Facility Specific Limit and Monitoring Requirements		
	5.23.1	The Permittee shall submit a quarterly DMR: Due by 21 days after the end of each calendar quarter following permit issuance. [Minn. R. 7001.0150, Subp. 2(B)]
	5.23.2	Sampling Location. [Minn. R. 7001.0150, subp. 2(B)]
	5.23.3	Samples for Station SD 025 shall be collected from stormwater overflowing the basin. [Minn. R. 7001.0150, subp. 2(B)]
SD 026	Stormwater, Non-specific Runoff	
Facility Specific Limit and Monitoring Requirements		
	5.24.1	The Permittee shall submit a quarterly DMR: Due by 21 days after the end of each calendar quarter following permit issuance. [Minn. R. 7001.0150, Subp. 2(B)]
	5.24.2	Sampling Location. [Minn. R. 7001.0150, subp. 2(B)]
	5.24.3	Samples for Station SD 026 shall be collected from stormwater overflowing the basin. [Minn. R. 7001.0150, subp. 2(B)]
SD 027	Stormwater, Non-specific Runoff	
Facility Specific Limit and Monitoring Requirements		
	5.25.1	The Permittee shall submit a quarterly DMR: Due by 21 days after the end of each calendar quarter following permit issuance. [Minn. R. 7001.0150, Subp. 2(B)]
	5.25.2	Sampling Location. [Minn. R. 7001.0150, subp. 2(B)]
	5.25.3	Samples for Station SD 027 shall be collected from stormwater overflowing the basin. [Minn. R. 7001.0150, subp. 2(B)]

SD 028	Stormwater, Non-specific Runoff	
Facility Specific Limit and Monitoring Requirements		
	5.26.1	The Permittee shall submit a quarterly DMR: Due by 21 days after the end of each calendar quarter following permit issuance. [Minn. R. 7001.0150, Subp. 2(B)]
	5.26.2	Sampling Location. [Minn. R. 7001.0150, subp. 2(B)]
	5.26.3	Samples for Station SD 028 shall be collected from stormwater overflowing the basin. [Minn. R. 7001.0150, subp. 2(B)]
SD 029	Stormwater, Non-specific Runoff	
Facility Specific Limit and Monitoring Requirements		
	5.27.1	The Permittee shall submit a quarterly DMR: Due by 21 days after the end of each calendar quarter following permit issuance. [Minn. R. 7001.0150, Subp. 2(B)]
	5.27.2	Sampling Location. [Minn. R. 7001.0150, subp. 2(B)]
	5.27.3	Samples for Station SD 029 shall be collected from the metal culvert - 30" pipe (located between Trestle Rd. and creek just upstream from the SD 001/SD 002 discharge location, marked by manhole near the road). [Minn. R. 7001.0150, subp. 2(B)]
SW 001	Stream/River/ Ditch, Upstream	
Facility Specific Limit and Monitoring Requirements		
	5.28.1	The Permittee shall submit a quarterly DMR: Due by 21 days after the end of each calendar quarter following permit issuance. [Minn. R. 7001.0150, Subp. 2(B)]
	5.28.2	Sampling Location. [Minn. R. 7001.0150, subp. 2(B)]
	5.28.3	Samples for Station SW 001 shall be taken at 44.799089 degrees latitude and -92.90243 degrees longitude. [Minn. R. 7001.0150, subp. 2(B)]
	5.28.4	The Permittee shall submit monitoring results in accordance with the limits and monitoring requirements for this station. If conditions are such that no sample can be acquired, the Permittee shall report "No Flow" or "No Discharge" on Discharge Monitoring Report (DMR) and shall add a Comments attachment to the DMR detailing why the sample was not collected. [Minn. R. 7001.0150, Subp. 2(B)]
SW 002	Stream/River/ Ditch, Downstream	
Facility Specific Limit and Monitoring Requirements		
	5.29.1	The Permittee shall submit a quarterly DMR: Due by 21 days after the end of each calendar quarter following permit issuance. [Minn. R. 7001.0150, Subp. 2(B)]
	5.29.2	Sampling Location. [Minn. R. 7001.0150, subp. 2(B)]
	5.29.3	Samples for Station SW 002 shall be taken at 44.783851 degrees latitude and -92.892986 degrees longitude. [Minn. R. 7001.0150, subp. 2(B)]
	5.29.4	The Permittee shall submit monitoring results in accordance with the limits and monitoring requirements for this station. If conditions are such that no sample can be acquired, the Permittee shall report "No Flow" or "No Discharge" on Discharge Monitoring Report (DMR) and shall add a Comments attachment to the DMR detailing why the sample was not collected. [Minn. R. 7001.0150, Subp. 2(B)]

SW 003	Stream/River/ Ditch, Upstream	
Facility Specific Limit and Monitoring Requirements		
5.30.1		The Permittee shall submit a quarterly DMR: Due by 21 days after the end of each calendar quarter following permit issuance. [Minn. R. 7001.0150, Subp. 2(B)]
5.30.2		Sampling Location. [Minn. R. 7001.0150, subp. 2(B)]
5.30.3		Samples for Station SW 003 shall be taken at 44.785501 degrees latitude and -92.917304 degrees longitude. [Minn. R. 7001.0150, subp. 2(B)]
5.30.4		The Permittee shall submit monitoring results in accordance with the limits and monitoring requirements for this station. If conditions are such that no sample can be acquired, the Permittee shall report "No Flow" or "No Discharge" on Discharge Monitoring Report (DMR) and shall add a Comments attachment to the DMR detailing why the sample was not collected. [Minn. R. 7001.0150, Subp. 2(B)]
SW 004	Stream/River/ Ditch, Downstream	
Facility Specific Limit and Monitoring Requirements		
5.31.1		The Permittee shall submit a quarterly DMR: Due by 21 days after the end of each calendar quarter following permit issuance. [Minn. R. 7001.0150, Subp. 2(B)]
5.31.2		Sampling Location. [Minn. R. 7001.0150, subp. 2(B)]
5.31.3		Samples for Station SW 004 shall be taken at 44.782897 degrees latitude and -92.893 degrees longitude. [Minn. R. 7001.0150, subp. 2(B)]
5.31.4		The Permittee shall submit monitoring results in accordance with the limits and monitoring requirements for this station. If conditions are such that no sample can be acquired, the Permittee shall report "No Flow" or "No Discharge" on Discharge Monitoring Report (DMR) and shall add a Comments attachment to the DMR detailing why the sample was not collected. [Minn. R. 7001.0150, Subp. 2(B)]
WS 001	Internal Waste Stream	
Facility Specific Limit and Monitoring Requirements		
5.32.1		The Permittee shall submit a monthly DMR: Due by 21 days after the end of each calendar month following permit issuance. [Minn. R. 7001.0150, Subp. 2(B)]
5.32.2		Sampling Location. [Minn. R. 7001.0150, subp. 2(B)]
5.32.3		Samples for Station WS 001 shall be taken at a point prior to the confluence with the RO permeate for SD 001. [Minn. R. 7001.0150, subp. 2(B)]
Intervention Limit Requirements		
5.33.4		Sampling and Analyses. [Minn. R. 7001]
5.33.5		If an intervention limit is exceeded, the Permittee shall: A. Sample the monitoring station again within two days of receiving sample results if the previous samples at the monitoring location did not exceed the intervention limit and a sample hasn't already been taken since the sample with the associated intervention limit exceedance; B. Evaluate the significance and the cause of the intervention limit having been exceeded. The cause shall include a thorough review of the carbon changeout frequency of the GAC system and the ion exchange media regeneration and/or changeout frequency; C. Evaluate the need for immediate corrective action to prevent pollutant levels from exceeding the

		intervention limits again; and D. Evaluate the need for changes in monitoring, including but not limited to, increasing sampling frequencies, changing the characteristics monitored, installing additional monitoring stations, identifying appropriate shorter-chain sentinel compounds to monitor, identify the specific monitoring locations at which to monitor them in order to best understand what operation and maintenance actions might be needed, and to ensure such actions are reflected in the Cottage Grove O&M manual(s), and reducing pollutant loadings. [Minn. R. 7001]
	5.33.6	Reporting. [Minn. R. 7001]
	5.33.7	The Permittee shall submit an Intervention Limit Exceedance Evaluation Report within 30 days after obtaining intervention limit exceedance sample results. [Minn. R. 7001]
	5.33.8	This report shall describe the evaluations and conclusions, and the schedule of actions taken or planned to prevent the intervention limits from being exceeded. [Minn. R. 7001]
	5.33.9	An exceedance of an intervention limit does not constitute a violation under this permit. However, the Permittee is required to perform any necessary corrective action(s) to address control measures, including the maintenance or implementation of Best Management Practices (BMPs), when an exceedance of an intervention limit occurs. Failure to respond to intervention limit exceedances is a violation of the permit. [Minn. R. 7001]
	5.33.10	See the Special Requirements section below for additional applicable requirements. [Minn. R. 7001]
WS 002	Internal Waste Stream	
		Facility Specific Limit and Monitoring Requirements
	5.34.1	The Permittee shall submit a monthly DMR: Due by 21 days after the end of each calendar month following permit issuance. [Minn. R. 7001.0150, Subp. 2(B)]
	5.34.2	Sampling Location. [Minn. R. 7001.0150, subp. 2(B)]
	5.34.3	Samples for Station WS 002 shall be taken at a point prior to the confluence with the RO permeate for SD 002. [Minn. R. 7001.0150, subp. 2(B)]
		Intervention Limit Requirements
	5.35.4	Sampling and Analyses. [Minn. R. 7001]
	5.35.5	If an intervention limit is exceeded, the Permittee shall: A. Sample the monitoring station again within two days of receiving sample results if the previous samples at the monitoring location did not exceed the intervention limit and a sample hasn't already been taken since the sample with the associated intervention limit exceedance; B. Evaluate the significance and the cause of the intervention limit having been exceeded. The cause shall include a thorough review of the carbon changeout frequency of the GAC system and the ion exchange media regeneration and/or changeout frequency; C. Evaluate the need for immediate corrective action to prevent pollutant levels from exceeding the intervention limits again; and D. Evaluate the need for changes in monitoring, including but not limited to, increasing sampling frequencies, changing the characteristics monitored, installing additional monitoring stations, identifying appropriate shorter-chain sentinel compounds to monitor, identify the specific monitoring locations at which to monitor them in order to best understand what operation and maintenance actions might be needed, and to ensure such actions are reflected in the Cottage Grove O&M manual(s), and reducing pollutant loadings. [Minn. R. 7001]
	5.35.6	Reporting. [Minn. R. 7001]
	5.35.7	The Permittee shall submit an Intervention Limit Exceedance Evaluation Report within 30 days after obtaining intervention limit exceedance sample results. [Minn. R. 7001]
	5.35.8	This report shall describe the evaluations and conclusions, and the schedule of actions taken or planned to prevent the intervention limits from being exceeded. [Minn. R. 7001]
	5.35.9	An exceedance of an intervention limit does not constitute a violation under this permit.

		However, the Permittee is required to perform any necessary corrective action(s) to address control measures, including the maintenance or implementation of BMPs, when an exceedance of an intervention limit occurs. Failure to respond to intervention limit exceedances is a violation of the permit. [Minn. R. 7001]
	5.35.10	See the Special Requirements section below for additional applicable requirements. [Minn. R. 7001]
WS 003	Internal Waste Stream	
		Facility Specific Limit and Monitoring Requirements
	5.36.1	The Permittee shall submit a monthly DMR: Due by 21 days after the end of each calendar month following permit issuance. [Minn. R. 7001.0150, Subp. 2(B)]
	5.36.2	Sampling Location. [Minn. R. 7001.0150, subp. 2(B)]
	5.36.3	Samples for Station WS 003 shall be taken at a point representative of the effluent from the lag vessels of the GW/ISW/NCCW GAC system in Building 150. [Minn. R. 7001.0150, subp. 2(B)]
WS 004	Internal Waste Stream	
		Facility Specific Limit and Monitoring Requirements
	5.37.1	The Permittee shall submit a monthly DMR: Due by 21 days after the end of each calendar month following permit issuance. [Minn. R. 7001.0150, Subp. 2(B)]
	5.37.2	Sampling Location. [Minn. R. 7001.0150, subp. 2(B)]
	5.37.3	Samples for Station WS 004 shall be taken at a point representative of the effluent from the lag vessels of the WW GAC system in Building 150. [Minn. R. 7001.0150, subp. 2(B)]
WS 005	Internal Waste Stream	
		Facility Specific Limit and Monitoring Requirements
	5.38.1	The Permittee shall submit a monthly DMR: Due by 21 days after the end of each calendar month following permit issuance. [Minn. R. 7001.0150, Subp. 2(B)]
	5.38.2	Sampling Location. [Minn. R. 7001.0150, subp. 2(B)]
	5.38.3	Samples for Station WS 005 shall be taken at a point representative of the effluent from the lead vessels of the Phase 1/2 GAC system in Building 185. Samples at this station shall be rotated sequentially each sampling event through the multiple GAC vessel pairs. [Minn. R. 7001.0150, subp. 2(B)]
		Intervention Limit Requirements
	5.39.4	Sampling and Analyses. [Minn. R. 7001]
	5.39.5	If an intervention limit is exceeded, the Permittee shall: <ul style="list-style-type: none"> A. Sample the monitoring station again within two days of receiving sample results if the previous samples at the monitoring location did not exceed the intervention limit and a sample hasn't already been taken since the sample with the associated intervention limit exceedance; B. Evaluate the significance and the cause of the intervention limit having been exceeded. The cause shall include a thorough review of the carbon changeout frequency of the GAC system and the ion exchange media regeneration and/or changeout frequency; C. Evaluate the need for immediate corrective action to prevent pollutant levels from exceeding the intervention limits again; and D. Evaluate the need for changes in monitoring, including but not limited to, increasing sampling frequencies, changing the characteristics monitored, installing additional monitoring stations, identifying appropriate shorter-chain sentinel compounds to monitor, identify the specific monitoring locations at which to monitor them in order to best understand what operation and

		maintenance actions might be needed, and to ensure such actions are reflected in the Cottage Grove O&M manual(s), and reducing pollutant loadings. [Minn. R. 7001]
	5.39.6	Reporting. [Minn. R. 7001]
	5.39.7	The Permittee shall submit an Intervention Limit Exceedance Evaluation Report within 30 days after obtaining intervention limit exceedance sample results. [Minn. R. 7001]
	5.39.8	This report shall describe the evaluations and conclusions, and the schedule of actions taken or planned to prevent the intervention limits from being exceeded. [Minn. R. 7001]
	5.39.9	An exceedance of an intervention limit does not constitute a violation under this permit. However, the Permittee is required to perform any necessary corrective action(s) to address control measures, including the maintenance or implementation of BMPs, when an exceedance of an intervention limit occurs. Failure to respond to intervention limit exceedances is a violation of the permit. [Minn. R. 7001]
	5.39.10	See the Special Requirements section below for additional applicable requirements. [Minn. R. 7001]
WS 006	Internal Waste Stream	
		Facility Specific Limit and Monitoring Requirements
	5.40.1	The Permittee shall submit a monthly DMR: Due by 21 days after the end of each calendar month following permit issuance. [Minn. R. 7001.0150, Subp. 2(B)]
	5.40.2	Sampling Location. [Minn. R. 7001.0150, subp. 2(B)]
	5.40.3	Samples for Station WS 006 shall be taken at a point representative of the effluent from the lag vessels of the Potable GAC system in Building 92. [Minn. R. 7001.0150, subp. 2(B)]
		Intervention Limit Requirements
	5.41.4	For any BLD 92 effluent with any PFAS compound above a MDH Health Based Value (HBV), the Permittee shall evaluate methods and technologies that will be used to eliminate the discharge of BLD 92 water exceeding HBV for unsaturated zone discharges (Minn. R. 7060.0600). The evaluation and methods shall include, but are not limited to, the following: A. Cease using BLD 92 effluent for irrigation, fire test water, and utility water that will be discharged to the unsaturated zone across the facility unless a water source with PFAS concentrations below HBVs is used and contain and haul fire hydrant testing water to PFAS treatment (e.g., Building 150, temporary granular activated carbon (GAC) vessels, etc.). [Minn. R. 7001]
WS 007	Internal Waste Stream	
		Facility Specific Limit and Monitoring Requirements
	5.42.1	The Permittee shall submit a monthly DMR: Due by 21 days after the end of each calendar month following permit issuance. [Minn. R. 7001.0150, Subp. 2(B)]
	5.42.2	Sampling Location. [Minn. R. 7001.0150, subp. 2(B)]
	5.42.3	Samples for Station WS 007 shall be taken at a point representative of the effluent from the lag vessels of the Non-Potable GAC system in Building 92. [Minn. R. 7001.0150, subp. 2(B)]
		Intervention Limit Requirements
	5.43.4	For any BLD 92 effluent with any PFAS compound above a MDH Health Based Value (HBV), the Permittee shall evaluate methods and technologies that will be used to eliminate the discharge of BLD 92 water exceeding HBV for unsaturated zone discharges (Minn. R. 7060.0600). The evaluation and methods shall include, but are not limited to, the following: A. Cease using BLD 92 effluent for irrigation, fire test water, and utility water that will be discharged to the unsaturated zone across the facility unless a water source with PFAS concentrations below

		HBVs is used and contain and haul fire hydrant testing water to PFAS treatment (e.g., Building 150, temporary granular activated carbon (GAC) vessels, etc.). [Minn. R. 7001]
WS 008	Internal Waste Stream	
		Facility Specific Limit and Monitoring Requirements
	5.44.1	The Permittee shall submit an annual DMR: Due by 21 days after the end of each calendar year following permit issuance. [Minn. R. 7001.0150, Subp. 2(B)]
	5.44.2	Sampling Location. [Minn. R. 7001.0150, subp. 2(B)]
	5.44.3	Samples for Station WS 008 shall be collected from stormwater entering/contained in the basin. [Minn. R. 7001.0150, subp. 2(B)]
WS 009	Internal Waste Stream	
		Facility Specific Limit and Monitoring Requirements
	5.45.1	The Permittee shall submit an annual DMR: Due by 21 days after the end of each calendar year following permit issuance. [Minn. R. 7001.0150, Subp. 2(B)]
	5.45.2	Sampling Location. [Minn. R. 7001.0150, subp. 2(B)]
	5.45.3	Samples for Station WS 009 shall be collected from the stormwater entering/contained in the 40-mil lined basin. [Minn. R. 7001.0150, subp. 2(B)]
WS 010	Internal Waste Stream	
		Facility Specific Limit and Monitoring Requirements
	5.46.1	The Permittee shall submit an annual DMR: Due by 21 days after the end of each calendar year following permit issuance. [Minn. R. 7001.0150, Subp. 2(B)]
	5.46.2	Sampling Location. [Minn. R. 7001.0150, subp. 2(B)]
	5.46.3	Samples for Station WS 010 shall be collected from stormwater entering/contained in the basin. [Minn. R. 7001.0150, subp. 2(B)]
WS 011	Internal Waste Stream	
		Facility Specific Limit and Monitoring Requirements
	5.47.1	The Permittee shall submit an annual DMR: Due by 21 days after the end of each calendar year following permit issuance. [Minn. R. 7001.0150, Subp. 2(B)]
	5.47.2	Sampling Location. [Minn. R. 7001.0150, subp. 2(B)]
	5.47.3	WS 011 is located near the gate to access well MW-19. A drainage ditch exists at the end of the trailer lot and empties into the large catch basin. Samples for Station WS 011 shall be collected from stormwater entering/contained in the basin. [Minn. R. 7001.0150, subp. 2(B)]
WS 012	Internal Waste Stream	
		Facility Specific Limit and Monitoring Requirements
	5.48.1	The Permittee shall submit an annual DMR: Due by 21 days after the end of each calendar year following permit issuance. [Minn. R. 7001.0150, Subp. 2(B)]
	5.48.2	Sampling Location. [Minn. R. 7001.0150, subp. 2(B)]
	5.48.3	Samples for Station WS 012 shall be collected from stormwater entering/contained in the basin. [Minn. R. 7001.0150, subp. 2(B)]

WS 013	Internal Waste Stream	
		Facility Specific Limit and Monitoring Requirements
	5.49.1	The Permittee shall submit an annual DMR: Due by 21 days after the end of each calendar year following permit issuance. [Minn. R. 7001.0150, Subp. 2(B)]
	5.49.2	Sampling Location. [Minn. R. 7001.0150, subp. 2(B)]
	5.49.3	Samples for Station WS 013 shall be collected from stormwater entering/contained in the 100-mil lined basin. [Minn. R. 7001.0150, subp. 2(B)]
WS 014	Internal Waste Stream	
		Facility Specific Limit and Monitoring Requirements
	5.50.1	The Permittee shall submit an annual DMR: Due by 21 days after the end of each calendar year following permit issuance. [Minn. R. 7001.0150, Subp. 2(B)]
	5.50.2	Sampling Location. [Minn. R. 7001.0150, subp. 2(B)]
	5.50.3	Samples for Station WS 014 shall be collected from stormwater entering/contained in Basin 3AL (40-mil lined). [Minn. R. 7001.0150, subp. 2(B)]
WS 015	Internal Waste Stream	
		Facility Specific Limit and Monitoring Requirements
	5.51.1	The Permittee shall submit an annual DMR: Due by 21 days after the end of each calendar year following permit issuance. [Minn. R. 7001.0150, Subp. 2(B)]
	5.51.2	Sampling Location. [Minn. R. 7001.0150, subp. 2(B)]
	5.51.3	Samples for Station WS 015 shall be collected from stormwater entering/contained in the manhole. [Minn. R. 7001.0150, subp. 2(B)]
WS 016	Internal Waste Stream	
		Facility Specific Limit and Monitoring Requirements
	5.52.1	The Permittee shall submit an annual DMR: Due by 21 days after the end of each calendar year following permit issuance. [Minn. R. 7001.0150, Subp. 2(B)]
	5.52.2	Sampling Location. [Minn. R. 7001.0150, subp. 2(B)]
	5.52.3	Samples for Station WS 016 shall be collected from stormwater entering/contained in the concrete-lined basin. [Minn. R. 7001.0150, subp. 2(B)]
WS 017	Internal Waste Stream	
		Facility Specific Limit and Monitoring Requirements
	5.53.1	The Permittee shall submit an annual DMR: Due by 21 days after the end of each calendar year following permit issuance. [Minn. R. 7001.0150, Subp. 2(B)]
	5.53.2	Sampling Location. [Minn. R. 7001.0150, subp. 2(B)]
	5.53.3	Samples for Station WS 017 shall be collected from stormwater entering/contained in the basin. [Minn. R. 7001.0150, subp. 2(B)]
WS 018	Internal Waste Stream	
		Facility Specific Limit and Monitoring Requirements

	5.54.1	The Permittee shall submit an annual DMR: Due by 21 days after the end of each calendar year following permit issuance. [Minn. R. 7001.0150, Subp. 2(B)]
	5.54.2	Sampling Location. [Minn. R. 7001.0150, subp. 2(B)]
	5.54.3	Samples for Station WS 018 shall be collected from stormwater entering/contained in Pond 3 (newly constructed 100-mil lined pond). [Minn. R. 7001.0150, subp. 2(B)]
WS 019	Internal Waste Stream	
		Facility Specific Limit and Monitoring Requirements
	5.55.1	The Permittee shall submit an annual DMR: Due by 21 days after the end of each calendar year following permit issuance. [Minn. R. 7001.0150, Subp. 2(B)]
	5.55.2	Sampling Location. [Minn. R. 7001.0150, subp. 2(B)]
	5.55.3	Samples for Station WS 019 shall be collected from stormwater entering/contained in the HDPE-lined basin. [Minn. R. 7001.0150, subp. 2(B)]
WS 020	Intermediate: WW to Land	
		Facility Specific Limit and Monitoring Requirements
	5.56.1	The Permittee shall submit a quarterly DMR: Due by 21 days after the end of each calendar quarter following permit issuance. [Minn. R. 7001.0150, Subp. 2(B)]
	5.56.2	Sampling Location. [Minn. R. 7001.0150, subp. 2(B)]
	5.56.3	Samples for Station WS 020 shall be collected from the large (3-4' diameter) concrete pipe on north side of railroad tracks north of Building 17. [Minn. R. 7001.0150, subp. 2(B)]
WS 021	Internal Waste Stream	
		Facility Specific Limit and Monitoring Requirements
	5.57.1	The Permittee shall submit an annual DMR: Due by 21 days after the end of each calendar year following permit issuance. [Minn. R. 7001.0150, Subp. 2(B)]
	5.57.2	Sampling Location. [Minn. R. 7001.0150, subp. 2(B)]
	5.57.3	Samples for Station WS 021 shall be collected from stormwater entering/contained in the basin. [Minn. R. 7001.0150, subp. 2(B)]
WS 022	Internal Waste Stream	
		Facility Specific Limit and Monitoring Requirements
	5.58.1	The Permittee shall submit an annual DMR: Due by 21 days after the end of each calendar year following permit issuance. [Minn. R. 7001.0150, Subp. 2(B)]
	5.58.2	Sampling Location. [Minn. R. 7001.0150, subp. 2(B)]
	5.58.3	Samples for Station WS 022 shall be collected from stormwater entering/contained in the HDPE lined basin. [Minn. R. 7001.0150, subp. 2(B)]
WS 023	Intermediate: WW to Land	
		Facility Specific Limit and Monitoring Requirements
	5.59.1	The Permittee shall submit a quarterly DMR: Due by 21 days after the end of each calendar quarter following permit issuance. [Minn. R. 7001.0150, Subp. 2(B)]
	5.59.2	Sampling Location. [Minn. R. 7001.0150, subp. 2(B)]
	5.59.3	WS 023 is located in the test track area.

		Samples for Station WS 023 shall be taken at the main point of discharge identified in the SWPP. [Minn. R. 7001.0150, subp. 2(B)]
WS 024	Internal Waste Stream	
		Facility Specific Limit and Monitoring Requirements
	5.60.1	The Permittee shall submit an annual DMR: Due by 21 days after the end of each calendar year following permit issuance. [Minn. R. 7001.0150, Subp. 2(B)]
	5.60.2	Sampling Location. [Minn. R. 7001.0150, subp. 2(B)]
	5.60.3	Samples for Station WS 024 shall be collected from stormwater entering/contained in the basin. [Minn. R. 7001.0150, subp. 2(B)]
WS 025	Internal Waste Stream	
		Facility Specific Limit and Monitoring Requirements
	5.61.1	The Permittee shall submit an annual DMR: Due by 21 days after the end of each calendar year following permit issuance. [Minn. R. 7001.0150, Subp. 2(B)]
	5.61.2	Sampling Location. [Minn. R. 7001.0150, subp. 2(B)]
	5.61.3	Samples for Station WS 025 shall be collected from stormwater entering/contained in the basin. [Minn. R. 7001.0150, subp. 2(B)]
WS 026	Internal Waste Stream	
		Facility Specific Limit and Monitoring Requirements
	5.62.1	The Permittee shall submit an annual DMR: Due by 21 days after the end of each calendar year following permit issuance. [Minn. R. 7001.0150, Subp. 2(B)]
	5.62.2	Sampling Location. [Minn. R. 7001.0150, subp. 2(B)]
	5.62.3	Samples for Station WS 026 shall be collected from stormwater entering/contained in the basin. [Minn. R. 7001.0150, subp. 2(B)]
WS 027	Internal Waste Stream	
		Facility Specific Limit and Monitoring Requirements
	5.63.1	The Permittee shall submit an annual DMR: Due by 21 days after the end of each calendar year following permit issuance. [Minn. R. 7001.0150, Subp. 2(B)]
	5.63.2	Sampling Location. [Minn. R. 7001.0150, subp. 2(B)]
	5.63.3	Samples for Station WS 027 shall be collected from stormwater entering/contained in the basin. [Minn. R. 7001.0150, subp. 2(B)]
MN0001449	3M Cottage Grove Center	
		Facility Description and Location
	5.64.1	ISTS Systems The facility has six individual subsurface/sewage treatment systems (ISTS) that were not included in the 2007 application for permit reissuance but have been in place for decades. Each drainfield system is associated with a specific building (B30, B64, B66, B108, B142, and a trap range shelter). 3M estimates that the combined flow to all six ISTSs is less than 600 gpd. [Minn. R. 7001]
	5.64.2	Bypass/Overflow Locations The facility has the following three bypass/overflow locations:

	<p>1. Woodbury Groundwater Emergency Bypass. The Woodbury Groundwater consists of groundwater pumped from a 3M Woodbury site to the 3M Cottage Grove plant for use as process and cooling waters. It is typically monitored and discharged via SD 001 (process wastewater system) and SD 002 (NCCW, GW, and SW system). Infrequently, a bypass of Woodbury groundwater is required due to piping pressure constraints from plant shutdowns. During these infrequent occasions, Woodbury groundwater may bypass the cooling water system (ponds) and discharge to the ravine adjacent to the plant via a stormwater outfall.</p> <p>2. Emergency Bypass for SD 002. During high rainfall events typically exceeding a once in 10 year 24-hour rainfall volume, flow may exceed the normal SD 002 piping capacity and may bypass the normal SD 002 discharge point. It will discharge from the last cooling pond to the ravine located adjacent to the plant site via a stormwater outfall. This is an overflow stormwater outfall for SD 002, site stormwater, the Woodbury remediation site disposal groundwater, and the Cottage Grove LSP power plant facility water.</p> <p>3. This is a stormwater outfall that receives wastewater from the emergency bypass from the Cottage Grove LSP power plant, the emergency bypass for the Woodbury remediation site groundwater, and the emergency bypass for outfall SD 002. During periods of high flow or when 3M uses the NCCW stormwater pond for containment, LSP Cottage Grove LP wastewater and cooling water can be routed directly to surface water. [Minn. R. 7001]</p>
	Surface Discharge Station General Requirements
5.65.3	Representative Samples. [Minn. R. 7001]
5.65.4	Samples and measurements required by this permit shall be representative of the monitored activity. [Minn. R. 7001]
5.65.5	Surface Discharge Prohibitions. [Minn. R. 7001]
5.65.6	Floating solids or visible foam shall not be discharged in other than trace amounts. [Minn. R. 7001]
5.65.7	Do not discharge oil or other substances in amounts that create a visible color film. [Minn. R. 7001]
5.65.8	Install and maintain outlet protection measures at the discharge stations to prevent erosion. [Minn. R. 7001]
5.65.9	Winter Sampling Conditions. [Minn. R. 7001]
5.65.10	Sample flows at the designated monitoring stations, including when ice removal is required to sample the water. If there is a frozen station throughout a designated sampling month, check the "No Discharge" box on the electronic Discharge Monitoring Report (eDMR) and note the ice conditions in the comments section on the eDMR. [Minn. R. 7001]
5.65.11	Phosphorus Limits and Monitoring Requirements. [Minn. R. 7001]
5.65.12	Phosphorus Calculation Definitions. [Minn. R. 7001]
5.65.13	"12-month moving total" is a rolling total. Calculate the calendar month total kg/mo loading by multiplying the calendar month total million gallons effluent flow times the calendar month average mg/L concentration times 3.785 for the current month, and for the previous 11 months. Add all results to get the 12-month moving total. [Minn. R. 7001]
5.65.14	Mercury Limits and Monitoring Requirements. [Minn. R. 7001]
5.65.15	Permittees are required to sample for total suspended solids (TSS) (grab sample) and total/dissolved mercury at the same time. Collect total mercury, dissolved mercury, and TSS (grab sample) samples via grab samples. Record all results on eDMRs. [Minn. R. 7001]
5.65.16	Analyze total and dissolved mercury samples using the most current versions of EPA Method 1631 with clean techniques method 1669. If the EPA approves and an MPCA-recognized accreditation body certifies another mercury analytical method that has a reportable quantitation level of <0.5 ng/L that allows for low-level sample characterization, the method may be used in place of 1631/1669. [Minn. R. 7001]

5.65.17	Nitrogen Limits and Monitoring Requirements. [Minn. R. 7001]
5.65.18	Report total nitrogen as the summation of the total kjeldahl nitrogen and total nitrite plus nitrate nitrogen values. [Minn. R. 7001]
5.65.19	The analysis for ammonia-nitrogen shall use an EPA approved method (under 40 CFR part 136), with a reporting limit of 0.1 mg/L or less. [Minn. R. 7001]
5.65.20	Temperature Limits and Monitoring Requirements. [Minn. R. 7001]
5.65.21	The thermal load of the discharge shall not increase the temperature of the receiving water more than five degrees Fahrenheit above the ambient temperature, based on the calendar month average of the maximum daily temperature. [Minn. R. 7001]
5.65.22	Unionized Ammonia. [Minn. R. 7001]
5.65.23	The daily maximum unionized ammonia concentration shall not exceed 0.458 mg/l in SD 001 and shall be calculated using the total ammonia concentration results (as N) obtained in the 24-hour composite sample, the median pH value, and the daily average discharge temperature. The median pH is defined as the median pH value for the 24-hour period based on continuous pH monitoring as required by this permit. Hourly pH readings, as the maximum increment, shall be used to determine the pH median. The unionized ammonia concentration shall be determined in accordance with the formula described for calculation of unionized ammonia in Minnesota Rule Chapter 7050.0222 Specific standards of Quality and Purity for Class 2 Waters of the State; Aquatic Life and Recreation. Total ammonia concentration data used for determination of unionized ammonia shall be maintained and provided upon request by the MPCA. [Minn. R. 7001]
5.65.24	The pH of discharge SD 001 shall not be adjusted for the purpose of meeting the daily maximum unionized ammonia limitation of 0.458 mg/l. [Minn. R. 7001]
5.65.25	The pH of the discharge may be adjusted for the purpose of meeting the effluent pH limitations of this permit in the event that adjustment is required for this purpose. pH adjustments within the wastewater treatment plant, or in the wastewater influent to the wastewater treatment plant, may be made as needed in order to provide for adequate wastewater treatment, including all unit operations (for example metals removal) where pH adjustment is normally required to optimize pollutant removal. [Minn. R. 7001]
5.65.26	Monitoring Frequency. [Minn. R. 7001]
5.65.27	Parameters that have a monitoring frequency of once per quarter and an effective period of Mar, Jun, Sep, Dec may be taken any time during that calendar quarter but must be reported on the designated month's DMR (e.g. the sample for the first calendar quarter of Jan-Mar will be reported on the March DMR). [Minn. R. 7001]
5.65.28	Analysis Requirements. [Minn. R. 7001]
5.65.29	Temperature, pH, and total residual chlorine analyses shall be conducted within 15 minutes of sample collection. [Minn. R. 7001]
5.65.30	The Permittee shall submit monitoring results in accordance with the Limits and Monitoring requirements for this station. If conditions are such that no sample can be acquired, the Permittee shall report "No Flow" or "No Discharge" on electronic Discharge Monitoring Report (eDMR) and shall add a comments attachment to the eDMR detailing why the sample was not collected. [Minn. R. 7001.0150, Subp 2(B)]
	Surface Water Station General Requirements
5.66.31	Representative Samples. [Minn. R. 7001]
5.66.32	Samples and measurements required by this permit shall be representative of the monitored activity. [Minn. R. 7001]
5.66.33	Surface Discharge Prohibitions. [Minn. R. 7001]
5.66.34	Floating solids or visible foam shall not be discharged in other than trace amounts. [Minn. R. 7001]
5.66.35	Do not discharge oil or other substances in amounts that create a visible color film. [Minn. R. 7001]

5.66.36	Install and maintain outlet protection measures at the discharge stations to prevent erosion. [Minn. R. 7001]
5.66.37	Winter Sampling Conditions. [Minn. R. 7001]
5.66.38	Sample flows at the designated monitoring stations, including when ice removal is required to sample the water. If there is a frozen station throughout a designated sampling quarter, check the "No Discharge" box on the electronic Discharge Monitoring Report (eDMR) and note the ice conditions in Comments on the eDMR. [Minn. R. 7001]
5.66.39	Sampling Protocol. [Minn. R. 7001]
5.66.40	Take samples at mid-stream, mid-depth. Record location, date, time, and results for each sample on the supplemental eDMR form. [Minn. R. 7001]
5.66.41	To ensure accuracy, maintain and calibrate all instruments used for field measurements. [Minn. R. 7001]
5.66.42	Preserve sample water according to lab instructions, and deliver to a certified lab within the maximum holding times. [Minn. R. 7001]
5.66.43	PFAS Surface Water Monitoring Protocol. [Minn. R. 7001]
5.66.44	See the "PFAS Surface Water Monitoring Protocol" (Appendix A) for additional requirements and information. [Minn. R. 7001]
	Waste Stream Station General Requirements
5.67.45	General Requirements. [Minn. R. 7001]
5.67.46	Some WS stations (WS 001 - WS 007) represent waste stream monitoring within different treatment system components. Other WS stations (WS 008 - WS 027) represent waste stream monitoring of combined stormwater sites prior to being routed to the WWTP or infiltrating into the ground. [Minn. R. 7001]
5.67.47	Discharge Monitoring Reports. [Minn. R. 7001]
5.67.48	Parameters that have a monitoring frequency of once per quarter and an effective period of Mar, Jun, Sep, Dec may be taken any time during that calendar quarter but must be reported on the designated month's eDMR (e.g. the sample for the first calendar quarter of Jan-Mar will be reported on the March DMR). [Minn. R. 7001]
5.67.49	Monitoring with a frequency of once per year and an effective period of Jan-Dec, may be taken any time during the year, but must be reported on the month's eDMR of which the sample was taken. For the months in which a sample was not taken, the Permittee shall leave the box blank on the Samples Values and eDMR form and include a comment on the eDMRs stating that no spring or fall discharge occurred or the monitoring has already been fulfilled; do not report "0" or "N/A" in the parameter boxes. [Minn. R. 7001]
5.67.50	Representative Samples. [Minn. R. 7001]
5.67.51	Samples and measurements required by this permit shall be representative of the monitored activity. [Minn. R. 7001]
5.67.52	Analysis Requirements. [Minn. R. 7001]
5.67.53	The Permittee shall submit monitoring results in accordance with the Limits and Monitoring requirements for this station. If conditions are such that no sample can be acquired, the Permittee shall report "No Flow" or "No Discharge" on electronic Discharge Monitoring Report (eDMR) and shall add a Comments attachment to the eDMR detailing why the sample was not collected. [Minn. R. 7001.0150, Subp 2(B)]
5.67.54	See the Special Requirements section below for additional applicable requirements. [Minn. R. 7001]
	Compliance Schedule
5.68.55	Proposed Advanced Wastewater Treatment System As soon as possible, but no later than December 31, 2026, the initiations of operations of the advanced treatment system shall be complete and the Permittee shall comply with all PFAS Effluent

	<p>Limits listed in the Limits and Monitoring section of this permit. In addition, the Permittee shall meet the following interim commissioning milestone dates:</p> <ol style="list-style-type: none"> 1. System A (ISW, GW, NCCW) RO Subsystem: <ol style="list-style-type: none"> a. Completion of construction of System A RO subsystem by no later than July 31, 2024; b. Complete system stabilization, optimization, and conduct reliability testing by no later than July 31, 2025; 2. System A GAC Subsystem: <ol style="list-style-type: none"> a. Completion of construction by no later than September 30, 2024; b. Complete system stabilization, optimization, and conduct reliability testing by no later than September 30, 2025; 3. System A IX Subsystem <ol style="list-style-type: none"> a. Completion of construction by no later than December 31, 2024; b. Complete system stabilization, optimization, and conduct reliability testing by no later than December 31, 2025; 4. System B (WWT) RO Subsystem: <ol style="list-style-type: none"> a. Completion of construction by no later than August 31, 2024; b. Complete system stabilization, optimization, and conduct reliability testing by no later than August 31, 2025; 5. System B GAC Subsystem: <ol style="list-style-type: none"> a. Completion of construction by no later than October 31, 2024; b. Complete system stabilization, optimization, and conduct reliability testing by no later than October 31, 2025; 6. System B IX Subsystem: <ol style="list-style-type: none"> a. Completion of construction by no later than January 31, 2025; b. Complete system stabilization, optimization, and conduct reliability testing by no later than January 31, 2026; [Minn. R. 7001]
5.68.56	As soon as possible and no later than March 31, 2025, the Permittee shall complete construction of the proposed advanced wastewater treatment system. The Permittee shall submit a notice of initiation of operation within 90 days of initiating startup operations. The Permittee shall submit notice of initiation of operation: Due 06/30/2025. [Minn. R. 7001]
5.68.57	The Permittee shall submit an annual progress report: Due annually following permit issuance. The progress report shall discuss actions taken during the calendar year in order to meet the final compliance schedule date. [Minn. R. 7001]
5.68.58	The Permittee shall notify the MPCA in writing at least 14 days before the planned completion of construction. The MPCA may complete a final inspection. [Minn. R. 7001]
5.68.59	The facility shall attain compliance with final effluent limits: Due 12/31/2026 for the advanced treatment system. [Minn. R. 7001]
5.68.60	The Permittee shall submit as-built drawings: Due 06/30/2027. [Minn. R. 7001]
5.68.61	<p>Final Effluent Limits for PFBS, PFBA, and PFHxA</p> <p>The Permittee shall attain compliance with final effluent limitations for PFBS, PFBA, and PFHxA (Phases 3 and 4) at SD 001 and SD 002 as prescribed by the conditions in this permit by no later than December 31, 2026. The Permittee shall attain compliance with final effluent limits: Due 12/31/2026.</p> <p>Prior to final effluent limits becoming effective, the Permittee shall meet the applicable interim limits established for PFBS, PFBA, and PFHxA (Phases 1 and 2). [Minn. R. 7001]</p>
5.68.62	Final Effluent Limits for PFOS, PFOA, and PFHxS

	<p>The Permittee shall attain compliance with final effluent limitations for PFOS, PFOA, and PFHxS (Phases 3 and 4) at SD 001 and SD 002 as prescribed by the conditions in this permit by no later than December 31, 2026, unless the Permittee requests by October 31, 2026, a modification of this compliance schedule or other appropriate provisions of the permit (with supporting documentation), based on its determination that the limits and associated compliance demonstration for PFOS and/or PFOA and/or PFHxS are not consistently attainable with the advanced wastewater treatment system. The Permittee shall attain compliance with final effluent limits: Due 12/31/2026.</p> <p>Prior to final effluent limits becoming effective, the Permittee shall meet the applicable interim limits established for PFOS, PFOA, and PFHxS (Phases 1 and 2). [Minn. R. 7001]</p>
5.68.63	<p>Final Effluent Limits for Antimony, Cadmium, Mercury, Selenium, and Bis(ethylhexyl)phthalate By twelve months after permit issuance, and annually thereafter, the Permittee shall report progress made in attaining compliance with the final effluent limitations for antimony, cadmium, mercury, selenium, and bis(ethylhexyl)phthalate (Phase 4) at SD 001 and SD 002. The Permittee shall submit an annual progress report: Due annually following permit issuance. [Minn. R. 7001]</p>
5.68.64	<p>Final Effluent Limits for Antimony, Cadmium, Mercury, Selenium, and Bis(ethylhexyl)phthalate By 24 months after permit issuance, the Permittee shall submit a report that describes wastewater treatment technology upgrades, operation and management practices, or source control measures for attaining compliance with the final effluent limitations for antimony, cadmium, mercury, selenium, and bis(ethylhexyl)phthalate (Phase 4) at SD 001 and SD 002. The report must include a description of the measure(s) determined to meet the final effluent limitations. The Permittee shall submit a report: Due by two years after permit issuance. [Minn. R. 7001]</p>
5.68.65	<p>Final Effluent Limits for Antimony, Cadmium, Mercury, Selenium, and Bis(ethylhexyl)phthalate By five years after permit issuance, the Permittee shall complete the construction or implementation of the selected treatment system or other method and attain compliance with the final effluent limits for antimony, cadmium, mercury, selenium, and bis(ethylhexyl)phthalate (Phase 4) at SD 001 and SD 002. The Permittee shall attain compliance with final effluent limits: Due by permit expiration.</p> <p>Prior to final effluent limits becoming effective, the Permittee shall meet the applicable interim limits established for the above parameters (Phases 1, 2, and 3). [Minn. R. 7001]</p>
5.68.66	<p>When the Permittee determines that it has attained compliance, they shall notify the MPCA in writing within 14 days of the attainment. This notification is required for each final limit for the specified parameters listed above. [Minn. R. 7001]</p>
5.68.67	<p>ISTS Systems As soon as possible and no later than October 31, 2027, the Permittee shall have the five systems associated with B30, B64, B66, B108, and B142 connected to the main wastewater treatment system and/or a pump and haul system in place with the requisite oversight of a certified SSTS maintainer. The Permittee shall submit a completion report certifying to MPCA that all of the referenced systems have been connected to the main wastewater treatment system and/or a pump and haul system and that the land treatment components are no longer in use. The report may be in a format of the Permittee's choosing and include photos, work plans, work receipts, etc.</p> <p>During the interim period of developing a long-term solution, all wastewater from these sites shall be pumped and hauled by a certified SSTS maintainer for treatment.</p> <p>The Permittee shall submit a report: Due 10/31/2027. [Minn. R. 7001]</p>
5.68.68	<p>ISTS Systems As soon as possible and no later than October 31, 2027, the Permittee shall have the trap range shelter system connected to a holding tank. The tank contents shall be pumped and hauled to the main wastewater treatment system. The Permittee shall submit a completion report certifying to MPCA that the trap range shelter system has been connected to a holding tank and the land treatment component is no longer in use. The report may be in a format of the Permittee's choosing</p>

	<p>and include photos, work plans, work receipts, etc.</p> <p>During the interim period of developing a long-term solution, all wastewater from this site shall be pumped and hauled by a certified SSTS maintainer for treatment.</p> <p>The Permittee shall submit a report: Due 10/31/2027. [Minn. R. 7001]</p>
5.68.69	<p>Flow Monitoring at SW 001</p> <p>Flow monitoring (once per day) is required to be conducted at surface water station SW 001. By one year after permit issuance, the Permittee shall have installed a flow monitoring device at station SW 001 so daily flow monitoring may be conducted. The Permittee shall notify the MPCA once installation is complete and the device is operational. Flow monitoring and eDMR reporting of flow (Phases 2, 3, and 4) will become effective once the MPCA receives notification. The Permittee shall submit notice of equipment installation: Due by one year after permit issuance. [Minn. R. 7001]</p>
5.68.70	<p>Phase 3</p> <p>After July 1, 2025, the Permittee no longer has approval or authorization to discharge treated wastewater and stormwater from Phase 3 unless it first receives comparable PFAS treatment efficacy as that found in Buildings 150 and 151. [Minn. R. 7001]</p>
5.68.71	<p>Phase 3</p> <p>The Permittee shall submit quarterly progress reports detailing its intentions and plan for Phase 3 water. The Permittee shall submit a progress report: Due by the end of each calendar quarter following permit issuance. [Minn. R. 7001]</p>
5.68.72	<p>Definitions. [Minn. R. 7001]</p>
5.68.73	<p>"Initiation of operation" means the date that MPCA determines all components of the wastewater treatment system are complete and functioning and the project begins operating for the purposes for which it was planned, designed, and built. [Minn. R. 7001]</p>
5.68.74	<p>"Completion of construction" means all the construction is complete except for minor weather-related components and conforms to the approved plans and specifications and change orders. [Minn. R. 7001]</p>
	<p>Special Requirements</p>
5.69.75	<p>Per- and Polyfluoroalkyl Substances Analyses. [Minn. R. 7001]</p>
5.69.76	<p>The Permittee shall analyze per- and polyfluoroalkyl substances (PFAS) at all monitoring locations in accordance with the following:</p> <p>A. The Permittee must sample and analyze PFAS compounds using methodology capable of detecting PFAS to the minimum reporting levels available and specifically below a 4 ng/L reporting limit for PFOS, PFOA, and PFHxS, such as EPA method 1633, a method equivalent to EPA 1633, or a method better than EPA method 1633.</p> <p>Note - Reporting limit compliance will be assessed by averaging all reporting limits at each individual monitoring station within a calendar year period and comparing against the 4 ng/L limit. The annual average of the reporting limit shall be included in the comments cell of the respective DMRs for all stations with the exception of WS 005 on the December reporting requirement. A violation of the annual average RL condition is not a WQBEL limit violation but is a permit violation at the specified station.</p> <p>Note - Due to the variable stormwater characteristics, stormwater SD and WS stations may use all results from all stormwater stations when assessing compliance with the 4 ng/L reporting limit.</p> <p>Note - Process control sampling does not have to meet the reporting limits established in item "A" above or any other quality assurance requirements otherwise required of the monitoring required in the Limits and Monitoring Requirement table of this permit.</p> <p>B. The Permittee shall analyze for all PFAS believed to be present (including but not limited to the compounds identified in this permit) in all water required to be monitored at all locations in this permit.</p> <p>Note - Non-targeted PFAS analysis shall be conducted at a minimum frequency of once every five years of the water required to be monitored at all locations in this permit. PFAS compounds</p>

	<p>detected during the non-targeted analysis that are not identified in this permit must be added to the PFAS analysis list for the applicable station immediately upon receipt of the non-targeted analysis results.</p> <p>C. The Permittee shall analyze other PFAS compounds upon request of the MPCA should future research or environmental study determine a need for added parameters.</p> <p>D. The Permittee may request a change or reduction in monitoring frequency for PFAS analysis after 12 months if monitoring data over a 12-month period of time proves that the pollutant(s) are not present at a particular monitoring location.</p> <p>E. If the MPCA approves of the requested reduction in monitoring, the Permittee shall sample for the approved parameter(s) at a minimum of 1x/year to verify that they remain absent from the discharge.</p> <p>F. All targeted PFAS analysis results shall have results finalized for potential submission to the MPCA as soon as possible and a maximum of 51 days after sample collection.</p> <p>G. Process control sampling (see March 12, 2024 "Cottage Grove Advanced Water Treatment Proposed Draft Sampling Plan") PFAS results shall be submitted to the MPCA quarterly by 21 days after the calendar quarter as a Microsoft Excel spreadsheet output from the LIMS system attached to the DMR submittal. [Minn. R. 7001]</p>
5.69.77	<p>Annual PFAS Certification Statement</p> <p>The Permittee shall submit an Annual PFAS Certification Statement by January 21 of each year. Certification statements shall certify that the Permittee is monitoring for all PFAS believed to be present in its water(s) based upon but not limited to the following:</p> <p>A. A review of stormwater and wastewater discharge characteristics from other Permittee PFAS manufacturing facilities;</p> <p>B. A review of both targeted and non-targeted analysis of stormwater and wastewater; and</p> <p>C. A review of PFAS analysis in air, rooftop, and other potential stormwater sources.</p> <p>The Permittee shall submit a certification statement: Due by January 21 of each year following permit issuance. [Minn. R. 7001]</p>
5.69.78	<p>Annual PFAS Source Identification and Reduction Report</p> <p>The Permittee shall submit an Annual PFAS Source Identification and Reduction Report by March 31 of each year. The report shall contain a detailed account for the most likely/probable source of each PFAS compound found in the facility's discharge(s), what source reduction and/or elimination efforts the Permittee has taken in the prior calendar year, and corrective actions planned for the future. The Permittee shall submit a PFAS source identification and reduction report: Due annually, by the 31st of March. [Minn. R. 7001]</p>
5.69.79	<p>Annual Laboratory Analytical Method Report</p> <p>The Permittee shall submit an Annual Laboratory Analytical Method Report by March 31 of each year. The report shall identify the laboratory analytical methods, method detection and reporting limits, and reference standards for the PFAS it currently or historically has had the capability of quantifying for in wastewater, surface water, fish tissue, and groundwater. The report shall identify the year that each existing method was first developed. This report shall also include research into new PFAS compounds methodology capable of detecting PFAS to the minimum reporting levels available. The Permittee shall submit an annual report: Due annually, by the 31st of March.</p> <p>The annual report shall include but not be limited to method development status of the following PFAS compounds:</p> <p>(FHSAA) - CAS # 1003193-99-4 (6:2 FTA) - CAS# 1383438-86-5 (2,2,3,3,5,5,6,6- Octafluoro-4-[1,2,2- trifluoro-2-(2,2,2-trifluoroethoxy)ethyl]morpholine (PFAS compound)) - CAS # 1600-71-1 (TBBP or TBMOPP) - CAS # 332350-90-0 (2-FPDA) - CAS# 473-87-0 (3,5-Bis(heptafluoropropyl)-1H-1,2,4-triazole (C8HF14N3)) - CAS# 709-62-6 (N-TamP-FhxSA) - CAS# 38850-51-0</p>

	<p>(C10H3F18NO2) (C13H3F18N3O4) (C15H21F13N2O2S) (Methyl 2-[[bis(trifluoromethyl)amino]-difluoromethyl]-2,3,3,3-tetrafluoropropanoate (C7H3F12NO2)) (MeFBSEA) - CAS# 67584-55-8. [Minn. R. 7001]</p>
5.69.80	<p>DMR Requirements An individual sample result that is below its reporting limit is considered to be in compliance with the associated daily maximum limit. [Minn. R. 7001] Use the following instructions to determine a reportable value where sample values are less than the RL and the permit requires reporting of an average. A. If some values are less than (<) the RL, substitute zero for all non-detectable values to report the average or summed concentration. Example: The values for the month are: 5.0 ng/L, 4.0 ng/L, 3.0 ng/L and <2.0 ng/L. Report the monthly average or sum as $(5.0 + 4.0 + 3.0 + 0.0) = 12.0$ divided by $4 = 3.0$ ng/L B. If all values are less than (<) the RL, use the RL for all non-detectable values to calculate the average or sum and report as < the RL calculated average or summed concentration. Example: The values for the month are <0.2 ng/L, <0.4 ng/L, <0.2 ng/L, <2.0 ng/L. Report the monthly average or sum as $(0.2 + 0.4 + 0.2 + 2.0) = 2.8$ divided by $4 = < 0.7$ ng/L. C. For calculating the average reporting limit: Average the numeric reporting limit for each PFOS or PFOA sample over the calendar year. If the average reporting limit is less than 4 ng/L, then the reporting limit is in compliance for that year. Example: The reporting limits for four PFOS samples at SD 001 for a given year are: 1.8 ng/L, 3.2 ng/L, 4.0 ng/L, and 5.0 ng/L. This averages out to 3.5 ng/L as a yearly average and would be in compliance with the 4 ng/L value. [Minn. R. 7001]</p>
5.69.81	<p>Quality Assurance/Quality Control Verification At least once per year (occurrences must be spaced by at least 10 months) the Permittee shall conduct a quality assurance/quality control (QA/QC) verification of its composite sampling equipment to ensure there is no PFAS interference(s) and/or contamination. The QA/QC verification shall include but not be limited to having certified PFAS-free water flow through the composite sampling equipment and container(s) over a 24-hr period with the results reported as an attachment to the corresponding DMR. [Minn. R. 7001]</p>
5.69.82	<p>Annual PFAS Removal and Disposal Report The Permittee must report the annual (Jan-Dec) combined removal of each PFAS compound across all PFAS treatment systems in units of kilograms per year and percent removal. The goal is to quantify the total PFAS captured on all GAC and IX media in one year and explain the methodology by which the quantification was performed. The Permittee must also report where the captured PFAS is sent for disposal and whether that PFAS is fully destroyed. The Permittee shall submit an annual report: Due annually, by the 31st of March. [Minn. R. 7001]</p>
5.69.83	<p>If it is found that another PFAS compound breaks through the proposed PFAS treatment more quickly than the existing WS station parameters, this permit may be modified, or revoked and reissued to incorporate a limit(s) for that/those PFAS. The addition of any new effluent limits would be considered a major modification and may be subject to public comment. [Minn. R. 7001]</p>
5.69.84	<p>If EPA develops new criteria or the State adopts new or revised water quality standards or develops site-specific criteria for PFAS compounds found at the Permittee's facility, MPCA may conduct a reasonable potential analysis and reopen the permit to include new limits. The addition of any new effluent limits would be considered a major modification and may be subject to public comment. [Minn. R. 7001]</p>
5.69.85	<p>This permit may be reopened to include modified reporting level and/or detection level requirements for parameters as appropriate. The modification of reporting levels and/or detection levels would be considered a minor modification. [Minn. R. 7001]</p>
5.69.86	<p>Non-Targeted Analysis. [Minn. R. 7001]</p>
5.69.87	<p>Non-Targeted Analysis: These analyses include methods that use high resolution mass spectrometry</p>

	(HRMS) capable of identifying all known and unknown analytes in a sample. In order to identify unknown compounds, liquid chromatography/tandem mass spectrometry (LC/MS/MS) analyses are applied and followed by quantification if an adequate standard exists. Otherwise, semi-quantitation may be possible based on known, structurally similar analytes. These methods can screen for lists of known suspects and can discover new or unknown analytes. HRMS data can be stored and analyzed later for newly identified analytes. [Minn. R. 7001]
5.69.88	Non-targeted Analysis (NTA) sampling shall have results submitted to the MPCA within six months of sample collection. All new PFAS compounds identified as being present within the water(s) discharged from the facility shall have a MPCA verified Chemical Abstract Service (CAS) number provided along with their chemical structure. At least one (1) NTA Sampling Result Report shall be submitted every five years. The Permittee plans to phase out all PFAS manufacturing and processing by the end of 2025. The Permittee shall submit a report: Due by permit expiration. Subsequent results/reports shall continue to be submitted every five years (even beyond permit expiration, until reissuance where this requirement will have been reassessed). [Minn. R. 7001]
5.69.89	Instream PFAS Characterization Study. [Minn. R. 7001]
5.69.90	By January 1, 2026, the Permittee shall submit a work plan for review and approval by MPCA for an instream PFAS characterization study (Characterization Study) of surface water, sediments, and fish tissue PFAS as outlined in the PFAS Surface Water Monitoring Protocol (Appendix A). If the Permittee would like to request a reduction in sampling from what was in required in the 2023 instream characterization study, they must explain why the reduction is reasonable and needed. The MPCA reserves the right to make any changes to the sampling plan prior to approval. The Permittee shall submit a work plan: Due 01/01/2026. The MPCA will review and approve the work plan by March 1, 2026. [Minn. R. 7001]
5.69.91	By January 1, 2028, the Permittee shall submit the results of the instream PFAS characterization study (Characterization Study) of surface water, sediments, and fish tissue for the PFAS as outlined in the Surface Water Monitoring Protocol (Appendix A). The Permittee shall submit sampling results: Due 01/01/2028. [Minn. R. 7001]
5.69.92	The Permittee shall continue to submit subsequent Characterization Study results every five years following submittal of the submittal of the 2028 study. [Minn. R. 7001]
5.69.93	Annual Meeting. [Minn. R. 7001]
5.69.94	The Permittee shall conduct a meeting annually to disclose factual information to the community regarding facility operations, changes made or planned to reduce pollutants in discharges, management of hazardous materials and compliance with environmental permits and regulations. The Permittee shall provide the time, date, location, format, and agenda of the meeting to the public 60 days before the meeting. The Permittee shall hold a meeting: Due annually, by the 31st of December. Submit a written notification following each meeting. [Minn. R. 7001.0150, subp. 2, Minn. Stat. ch. 115.03, subd. 1(2), Minn. Stat. ch. 115.03, subd. 1(8)]
5.69.95	Foam Release, Detection, and Recovery (FRDR) Plan. [Minn. R. 7001]
5.69.96	Within 60 days of permit issuance the Permittee shall submit its current version of a Foam Release, Detection, and Recovery (FRDR) Plan for review and approval. The Permittee shall immediately implement and comply with the FRDR plan version submitted for approval by MPCA once approved by MPCA. The Permittee shall submit a plan: Due by 60 days after permit issuance. [Minn. R. 7001]
5.69.97	Underground Piping. [Minn. R. 7001]
5.69.98	Underground Piping Integrity Plan The Permittee shall submit an implementation plan within 90 days after permit issuance detailing the following: A. Timeline (maximum of three years for high priority/high risk pipes and maximum of ten years for all other pipes) for assessing condition of all underground piping conveying water at the facility; B. Timeline (maximum of one year) for restoring integrity of any underground piping found to have defects allowing either infiltration or exfiltration of water; and C. Maps, drawings, and diagrams along with methods for both pipe assessment and restoration of integrity.

	<p>High priority/high risk pipes include but are not limited to (Reference: Cottage Grove Sewer Operations and Maintenance Manual dated July 28, 2023 Revision 0): Chem Sewer Phase 1 Group 3 Sanitary Sewer Group 1 Sanitary Sewer Group 2 Sanitary Sewer Group 3 Chem Sewer Phase 1 Group 2 Storm Sewer Group 2 Storm Sewer Group 3 Chem Sewer Phase 2 Group 3</p> <p>The Permittee shall submit a plan: Due by 90 days after permit issuance. [Minn. R. 7001]</p>
5.69.99	<p>Annual Underground Piping Report The Permittee shall submit an Annual Underground Piping Report by March 31 of each year. The report shall include findings (e.g. including but not limited to televising footage) and summaries of actions taken responsive to the Underground Piping Integrity Plan. The Permittee shall submit an annual report: Due annually, by the 31st of March. [Minn. R. 7001]</p>
5.69.100	<p>RO and AIX Treatment Systems. [Minn. R. 7001]</p>
5.69.101	<p>Once online, the RO and AIX treatment systems shall be operated at all times except under emergency conditions authorized by this permit, and under conditions of maintenance or downtime as described in the MPCA approved (once approved) operations and maintenance plan for the systems. [Minn. R. 7001]</p>
5.69.102	<p>RO & IX O&M Manual Within 60 days after the advanced wastewater treatment system start-up date, the Permittee shall submit its Ion Exchange (IX) operations and maintenance (O&M) manual. The O&M manual shall contain a dedicated section highlighting the PFAS breakthrough monitoring, procedures, breakthrough thresholds/determination procedure and response procedure. The Permittee shall immediately implement and comply with the IX O&M manual and submit a revised version within 365 days of any future revisions being made. The Permittee shall submit an operations and maintenance (O & M) manual: Due 05/31/2025. [Minn. R. 7001]</p>
5.69.103	<p>Granular Activated Carbon Treatment Systems. [Minn. R. 7001]</p>
5.69.104	<p>The granular activated carbon treatment systems shall be operated at all times except under emergency conditions or other conditions authorized by this permit, and under conditions of maintenance or downtime as described in the MPCA approved operations and maintenance plan for the systems. [Minn. R. 7001]</p>
5.69.105	<p>GAC O&M Manual Within 60 days of permit issuance the Permittee shall submit its current GAC O&M manual(s) for each building that contains the GAC treatment technology. The O&M manual(s) shall contain a dedicated section highlighting the PFAS breakthrough monitoring, procedures, breakthrough thresholds/determination procedure and response procedure. The Permittee shall immediately implement and comply with the GAC O&M manual(s) and submit revised versions within 30 days of any future revisions being made. The Permittee shall submit an operations and maintenance (O & M) manual: Due by 60 days after permit issuance. [Minn. R. 7001]</p>
5.69.106	<p>Additional Operation and Maintenance Requirements. [Minn. R. 7001]</p>
5.69.107	<p>WWTP O&M Manual Within 60 days of permit issuance the Permittee shall submit its Wastewater Treatment Plant (WWTP) O&M manual. The WWTP O&M manual shall contain a dedicated section highlighting the PFAS breakthrough monitoring, procedures, breakthrough thresholds/determination procedure and response procedure. The Permittee shall immediately implement and comply with the WWTP O&M manual and submit a revised version within 30 days of any future revisions being made. The Permittee shall submit an operations and maintenance (O & M) manual: Due by 60 days after permit issuance. [Minn. R. 7001]</p>
5.69.108	<p>As soon as possible and no later than September 30, 2024, the Permittee shall submit the currently</p>

	in effect editions/revisions of O&M manuals for all PFAS treatment technology buildings and equipment at its facility. The manuals shall specify the control system alarms and setpoints. The Permittee shall submit an operations and maintenance (O & M) manual: Due 09/30/2024. [Minn. R. 7001]
5.69.109	As soon as possible and no later than September 30, 2024, the Permittee shall submit the currently in effect editions/revisions of Standard Operating Procedures (SOPs) for all PFAS treatment technology buildings and equipment at its facility. The Permittee shall submit a submittal: Due 09/30/2024. [Minn. R. 7001]
5.69.110	As soon as possible and no later than September 30, 2024, the Permittee shall submit the currently in effect editions/revisions of Operator Forms for all PFAS treatment technology buildings and equipment at its facility. The Permittee shall submit a submittal: Due 09/30/2024. [Minn. R. 7001]
5.69.111	<p>Annual O&M Deviation & WWTP Optimization Report</p> <p>The Permittee shall submit an Annual O&M Deviation & WWTP Optimization Report by March 31 of each year. The report shall include all instances of effluent and intervention limit exceedances at any stations where and when related O&M deviations (e.g. including but not limited to carbon and IX changeouts not occurring prior to breakthrough and other set points established in both the IX and GAC O&M manuals) occurred.</p> <p>The report shall also contain an evaluation of the WS 001 - WS 002 PFAS treatment performance relative to the following compounds and thresholds: PFHpS: 10 ng/L PFHxA: 10 ng/L PFPeS: 9.4 ng/L PFPeA: 10 ng/L PFPrA: 370 ng/L 2233-TFPA: 500 ng/L TFA: 10,700 ng/L TFMS: 25 ng/L</p> <p>If any of the treatment performance thresholds above are not achieved, the report shall address what, if any optimization steps the Permittee intends on implementing and in accordance with what timeline to achieve the performance thresholds above.</p> <p>The Permittee shall submit an annual report: Due annually, by the 31st of March. [Minn. R. 7001]</p>
5.69.112	Organic Compound Analytical Requirements. [Minn. R. 7001]
5.69.113	VOCs listed in the Limits and Monitoring Requirements section shall be analyzed in accordance with 40 CFR pt. 136, Method 624-Purgeables. Acrylonitrile may be analyzed using Method 624, however if acrylonitrile is determined to be consistently present it shall be analyzed using Method 603 as described in 40 CFR pt. 136. Sampling for VOCs shall be completed in accordance with sampling requirements as stated in Method 624, section 5, Apparatus and Materials. Semi-volatile organic compounds (base/neutral extractables and acids) listed in the Limits and Monitoring Requirements shall be analyzed in accordance with 40 CFR pt. 136, Method 625-Base/Neutrals and Acids. Metals listed in the Limits and Monitoring Requirements shall be analyzed in accordance with the analytical methods for low level metals analysis as stated in 40 CFR pt. 136.
5.69.114	Detection limits for the analysis of VOCs, semi-VOCs, and metals shall be below the applicable discharge limitations at all times. [Minn. R. 7001]
5.69.114	River Monitoring Associated with Remediation Activities. [Minn. R. 7001]
5.69.115	Any river monitoring of fish, water, or sediment associated with any remedial activities must also be submitted with the NPDES reporting requirements. [Minn. R. 7001.0150, subp. 2, Minn. Stat. ch. 115.03, subd. 5(a)]
5.69.116	Sampling of a Bypass, Release, or Overflow. [Minn. R. 7001]
5.69.117	Upon discovery of a bypass, release, or overflow, the Permittee shall monitor flow from the event

	and obtain samples (grab) for the same monitoring parameters as required for Station SD 001 (see limits and monitoring table for SD 001). If the event continues for more than 24 hours, continue monitoring flow during the entire period of release and obtain samples once each 24 hours. Results are to be reported on the Release Report located on the MPCA's website at https://www.pca.state.mn.us/business-with-us/discharge-monitoring-reports . The Release Report shall be submitted to the MPCA with the next eDMR. [Minn. R. 7001]
5.69.118	Fire Training Basin Liner Requirements. [Minn. R. 7001]
5.69.119	Any basins used for the purpose of fire training, or collection of fire training runoff wastewaters, shall be lined using 100 mil high density polyethylene (HDPE) or similar synthetic liners. [Minn. R. 7001]
5.69.120	pH Setpoints - Optimization of Metals Removed. [Minn. R. 7001]
5.69.121	The Permittee shall operate the pH adjustment/chemical precipitation systems for phase 1 (inorganic wastewater) so that metal removals are optimized. Chemical pH adjustment and precipitation systems shall be optimized for removal of nickel and zinc specifically. [Minn. R. 7001]
5.69.122	Alkyl Phenol Ethoxylates. [Minn. R. 7001]
5.69.123	Alkyl Phenol Ethoxylate (APE) compounds used and discharged to any process wastewaters at the plant shall be discharged to the wastewater treatment system and subsequently to the granular activated carbon facility, or directly to the activated carbon treatment facility. APEs shall not be discharged to any cooling waters unless such waters receive treatment at the wastewater treatment system and the activated carbon treatment facility. [Minn. R. 7001]
5.69.124	Adsorbable Organic Fluorine.
5.69.125	Analysis of Adsorbable Organic Fluorine (AOF) is required for all stations that require Total Organic Fluorine (TOF) at the same monitoring frequency.
5.69.126	Definitions. [Minn. R. 7001]
5.69.127	"Reporting Limit (RL)" shall mean: The lowest concentration of a contaminant that can be reported with a high level of confidence as being accurately quantified for a specific sample. The RL is provided by the laboratory conducting the analysis along with corresponding analytical results. [Minn. R. 7001]
5.69.128	"Compliance limit (CL)" shall mean: The value deemed as compliance with the Daily Maximum and Monthly Average PFAS limits. The monthly average and daily maximum PFOS WQBELs are below the reporting limits (limits of quantitation) achievable when analyzing treated effluent at Cottage Grove. For PFOS, a statistical analysis of the actual reporting limit wastewater at Cottage Grove sampling stations SD 001 and SD 002 is 2.2 ng/L. For PFOA and PFHxS, the actual reporting limit is 2.1 ng/L. For these three parameters, any effluent value less than or equal to the numbers above will be considered to be in compliance with the daily maximum limit; and any monthly average effluent value equal to or below the numbers above will be considered to be in compliance with the monthly average limits. [Minn. R. 7001]
	Industrial Process Wastewater
5.70.129	Prohibited Discharges. [Minn. R. 7001]
5.70.130	This permit does not authorize the discharge of sewage, wash water, scrubber water, spills, oil, hazardous substances, or equipment/vehicle cleaning and maintenance wastewaters to ditches, wetlands or other surface waters of the state. [Minn. R. 7001.1090, subp. 1(A)]
5.70.131	The Permittee shall prevent the routing of pollutants from the facility to a municipal wastewater treatment system in any manner unless authorized by the pretreatment standards of the MPCA and the municipal authority. [Minn. R. 7001.1090, subp. 1(A)]
5.70.132	The Permittee shall not transport pollutants to a municipal wastewater treatment system that will interfere with the operation of the treatment system or cause pass-through violations of effluent limits or water quality standards. [Minn. R. 7049.140, subp. 2]
5.70.133	Toxic Substance Reporting. [Minn. R. 7001]
5.70.134	The Permittee shall notify the MPCA immediately of any knowledge or reason to believe that an

	<p>activity has occurred that would result in the discharge of a toxic pollutant listed in Minnesota Rules, pt. 7001.1060, subp. 4 to 10 or listed below that is not limited in the permit, if the discharge of this toxic pollutant has exceeded or is expected to exceed the following levels:</p> <p>A. For acrolein and acrylonitrile, 200 ug/L;</p> <p>B. for 2,4-dinitrophenol and 2-methyl-4,6-dinitrophenol, 500 ug/L;</p> <p>C. for antimony, 1 mg/L;</p> <p>D. for any other toxic pollutant listed in Minnesota rules, pt. 7001.1060, subp. 4 to 10,000 ug/L; or,</p> <p>E. five times the maximum concentration value identified and reported for that pollutant in the permit application. [Minn. R. 7001.1090, subp. 2]</p>
5.70.135	<p>The Permittee shall notify the MPCA immediately if the Permittee has begun or expects to begin to use or manufacture as an intermediate or final by-product a toxic pollutant that was not reported in the permit application under Minnesota Rules, pt. 7001.1050, subp. 2.J. [Minn. R. 7001.1050, subp. 2(J)]</p>
5.70.136	<p>Hydrotest Discharges. [Minn. R. 7001]</p>
5.70.137	<p>The Permittee shall notify the MPCA prior to discharging hydrostatic test waters. The Permittee shall provide information necessary to evaluate the potential impact of this discharge and to ensure compliance with this permit. This information shall include:</p> <p>A. The proposed discharge dates;</p> <p>B. The name and location of receiving waters, including city or township, country, and township/range location;</p> <p>C. An evaluation of the impact of the discharge on the receiving waters in relation to the water quality standards;</p> <p>D. A map identifying discharge location(s) and monitoring point(s);</p> <p>E. The estimated average and maximum discharge rates;</p> <p>F. The estimated total flow volume of discharge;</p> <p>G. The water supply for the test water, with a copy of the appropriate Minnesota Department of Natural Resources (DNR) water appropriation permit;</p> <p>H. Water quality data for the water supply;</p> <p>I. Proposed treatment method(s) before discharge; and,</p> <p>J. Methods to be used to prevent scouring and erosion due to the discharge.</p> <p>[Minn. R. 7001.1090, subp. 1(A)]</p>
5.70.138	<p>This permit does not authorize the construction or installation of pipeline facilities. [Minn. R. 7001.0150, subp. 2]</p>
5.70.139	<p>Mobile and Rail Equipment Service Areas. [Minn. R. 7001]</p>
5.70.140	<p>Locomotive traction sand, degreasing wastes, motor oil, oil filters, oil sorbent pads and booms, transmission fluids, power steering fluids, brake fluids, coolant/antifreeze, radiator flush wastewater and spent solvents shall be collected and disposed of in accordance with applicable solids and hazardous waste management rules. These materials shall not be discharge to surface or groundwaters of the state. [Minn. R. 7001.0150, subp. 2]</p>
5.70.141	<p>The steam-cleaning of mobile equipment and rail equipment, except for limited outdoor cleaning of large drills and shovels, shall be conducted in wash bays that drain to wastewater treatment systems that include the removal of suspended solids and flammable liquids. The only washing of mobile equipment done in outside areas shall be to remove mud and dirt that has accumulated during outside work. [Minn. R. 7001.0150, subp. 2]</p>
5.70.142	<p>Mobile and rail equipment washing shall not use solvent-based cleaners such as those available for brake cleaning and degreasing, unless the cleaning fluids are completely contained and not allowed to flow to surface or groundwaters of the state. Soaps and detergents used in washing shall be biodegradable. [Minn. R. 7001.0150, subp. 2]</p>
5.70.143	<p>Mobile and rail equipment maintenance and repairs shall not be conducted in wash bays. [Minn. R. 7001.0150, subp. 2]</p>
5.70.144	<p>Hazardous materials shall not be stored or handled in wash bays. [Minn. R. 7001.0150, subp. 2]</p>
5.70.145	<p>Wastewater containment systems, including pipes shall be inspected regularly. Leaks that are detected shall be repaired immediately. [Minn. R. 7001.0150, subp. 2]</p>

5.70.146	If the Permittee discovers that recoverable amounts of petroleum products have entered wastewater containment systems, they shall be recovered immediately, and reported to the MPCA. [Minn. R. 7001.0150, subp. 2]
5.70.147	Spill cleanup procedures shall be posted in mobile and rail equipment maintenance and repair areas. [Minn. R. 7001.0150, subp. 2]
5.70.148	Polychlorinated Biphenyls (PCBs). [Minn. R. 7001]
5.70.149	PCBs, including but not limited to those used in electrical transformers and capacitors, shall not be discharged or released to the environment. [Minn. R. 7001.0150, subp. 2]
5.70.150	New Proposed Dewatering. [Minn. R. 7001]
5.70.151	The Permittee shall obtain a permit modification before discharging from a new dewatering outfall. [Minn. R. 7001.170]
5.70.152	In addition to the requirements in the Permit Modifications section of this permit, the Permittee shall submit to the MPCA detailed plans and specifications for the proposed methods of achieving discharge limits for turbidity and total suspended solids, based in part upon representative water quality data for untreated wastewater and a detailed map and diagram description of the proposed design for the flow control structures, and route of the discharge to receiving waters. [Minn. R. 7001.170]
5.70.153	Application for Permit Reissuance. [Minn. R. 7001]
5.70.154	The permit application shall include analytical data as part of the application for reissuance of this permit. These analyses shall be done on individual samples taken during the twelve-month period before the reissuance application is submitted. [Minn. R. 7001.50]
5.70.155	The permit application shall include analytical data for monitoring stations SD 001 and SD 002. Analysis of all parameters shall comply with their specific 40 CFR Part 136 analytical methodologies or updates to those methodologies. The reporting limits shall meet the minimum levels as defined by this permit and all state and federal regulations. [Minn. R. 7001.50]
5.70.156	The Permittee shall include, as part of the application for reissuance of this permit: A. A current map of any basins or ponds, showing the cells, and current topographic and water level elevations in the basin; B. An updated water balance for the facility; [Minn. R. 7001.50]
5.70.157	Operator Certification. [Minn. R. 7001]
5.70.158	The Permittee shall provide a Class A state certified operator who maintains direct responsibility of the operation, maintenance, and testing functions required to ensure compliance with the terms and conditions of this permit. [Minn. R. 7001]
	Industrial Pond System
5.71.159	Authorization. [Minn. R. 7001]
5.71.160	Pond Performance Evaluation. [Minn. R. 7001]
5.71.161	The Permittee shall submit pond performance evaluation plan: Due by 180 days prior to permit expiration. [Minn. R. 7001]
5.71.162	The Permittee shall submit an industrial pond system report: Due by 180 days prior to permit expiration. [Minn. R. 7001]
5.71.163	The Pond Performance Evaluation report shall be signed by a registered professional engineer and include (at a minimum) the following items for each pond: A. Influent and effluent data, water balance information (desktop or barrel); B. Capacity/volume use comparisons; C. A determination of seepage rate. Ponds constructed post-1975 are required to meet a 500 gal/acre/day seepage rate; ponds constructed pre-1975 are required to meet a 3500 gal/acre/day seepage rate. D. Completed "Municipal and Industrial Pond Attachment" form, which is available at http://www.pca.state.mn.us/index.php/view-document.html?gid=7002 .

	<p>If the Pond Performance Evaluation report indicates that the ponds do not meet the above technical criteria, The Permittee shall submit a plan to the MPCA for review and approval. A registered professional engineer must sign this plan. This plan shall include, at a minimum, a proposal and implementation timeline of corrective actions for any ponds not meeting the technical criteria. [Minn. R. 7001]</p>
5.71.164	<p>Maintenance of Wastewater Ponds. [Minn. R. 7001]</p>
5.71.165	<p>Freeboard. Minimum pond freeboard shall be in accordance with: A. The MPCA plan and specification approval letter; or, B. The MPCA facility plan approval letter; or, C. The MPCA engineering report approval letter, issued for this facility unless an acceptable alternative has been approved in writing by the MPCA. [Minn. R. 7001]</p>
5.71.166	<p>The Permittee shall not allow growth of willows, poplars, cottonwoods, shrubs, and cattails in the ponds or on the dikes, regardless of water depth in the ponds. The Permittee shall control and remove such plants and harmful vegetative growth from the ponds and pond structures. The Permittee may only grow alfalfa and reed canary grass on outer pond dikes. The Permittee shall control alfalfa and reed canary grass along with other vegetation at a height to allow for dike integrity and burrowing animal detection. [Minn. R. 7001]</p>
5.71.167	<p>The Permittee shall use approved methods to prevent muskrats and other burrowing animals from tunneling and causing damage to the pond liner or dikes. [Minn. R. 7001]</p>
5.71.168	<p>In addition to the requirements of this Permit, the Permittee shall operate and maintain the pond system in accordance with MPCA's "Stabilization Pond Systems Operations, Maintenance, Management" (2013) or most recent version: https://www.pca.state.mn.us/sites/default/files/wq-wwtp8-22.pdf.</p> <p>If the ponds include Riprap, it shall be maintained in accordance with "Riprap Criteria for Stabilization Ponds" (1991) or most recent version: https://www.pca.state.mn.us/sites/default/files/psriprap.pdf. [Minn. R. 7001]</p>
5.71.169	<p>Solids Removal. [Minn. R. 7001]</p>
5.71.170	<p>Prior to the excavation or removal of solids from any wastewater pond at the facility, the Permittee shall implement measures to maintain the integrity of the pond liner during the removal process. [Minn. R. 7001]</p>
5.71.171	<p>The Permittee shall complete a water balance (barrel test) on the pond within seven months of each removal action. The MPCA may review the results at the facility or upon request. The water balance evaluation procedure is described in the MPCA document "Prefill and Water Balance Criteria" (12/10) or the most recent version: https://www.pca.state.mn.us/sites/default/files/wq-wwtp5-61b.pdf. [Minn. R. 7001]</p>
5.71.172	<p>The Permittee shall evaluate groundwater quality monitoring results before and after the removal of solids to assess the potential impacts of the pond on groundwater. The Permittee shall report any changes to the MPCA with the next scheduled electronic Discharge Monitoring Report (eDMR). [Minn. R. 7001]</p>
5.71.173	<p>No impact demonstration. The requirements of a water balance barrel test or groundwater monitoring requirements listed above can be waived if the Permittee can successfully demonstrate that the removal action will not impact the liner of the wastewater pond, or the integrity thereof. To make this demonstration, submit a Removal Plan for MPCA review and approval at least 90 days prior to the anticipated removal date. The Removal Plan should include, at a minimum: A. A description of the proposed methodology(ies) to be used for the excavation or removal or solids; B. Any proposed deviations from the water balance procedure cited in subpart A, above; and, C. Justification that the removal action does not impact the liner of the wastewater pond.</p> <p>The Permittee shall only waive these requirements after they receive written approval of the Removal Plan by the MPCA. [Minn. R. 7001]</p>
5.71.174	<p>Inspection of Wastewater Ponds. [Minn. R. 7001]</p>

5.71.175	<p>The Permittee shall inspect the pond system weekly. An inspection shall include the following for each pond, at a minimum:</p> <ul style="list-style-type: none"> A. Measuring pond water depth; B. Estimating the coverage of aquatic plants, floating mats and ice cover on the surface of the ponds; and C. Noting odors, the condition of the dikes, and the presence of muskrats. <p>The Permittee shall maintain records of these weekly inspections for the last three (3) years, and submit the results on the eDMR supplemental form. [Minn. R. 7001]</p>
5.71.176	Application for Permit Reissuance. [Minn. R. 7001]
5.71.177	The Permittee shall submit a report: Due by 180 days prior to permit expiration. The report shall describe the findings of the inspection of the wastewater treatment ponds, related conveyances, and appurtenances to the pond system at the permitted facility. [Minn. R. 7001]
5.71.178	Based on the inspection, the Permittee shall certify to the MPCA: Due by the end of each calendar five years following permit issuance that the pond system maintains structural integrity, complete containment, and compliance with performance standards in the Stabilization Pond Systems Operations, Maintenance, Management (2013) or most recent version. [Minn. R. 7001]
5.71.179	The inspection and certification shall be completed by a registered professional engineer with expertise in wastewater structures. [Minn. R. 7001]
5.71.180	An inspection report shall be prepared by the professional engineer and submitted with the application for permit reissuance and/or every five years, whichever comes first. [Minn. R. 7001]
5.71.181	If repairs are necessary as a result of the professional engineer's inspection, a detailed proposal for restoration shall be submitted to the MPCA for review within 180 days of discovery, and at least 60 days prior to initiation of restoration work. [Minn. R. 7001]
	Industrial Water Treatment: Cooling Process Water
5.72.182	This chapter authorizes the Permittee to discharge non-contact cooling water generated at the facility, as described in the "Facility Description" portion of this permit. This activity is limited by the "Limits and Monitoring" section of this permit, as well as the other terms and conditions of this permit. [40 CFR pt. 122, Minn. R. 7001]
5.72.183	Chlorination. [Minn. R. 7001]
5.72.184	Chlorination of the cooling waters at SD 002 shall be conducted so that total residual chlorine shall not be found at detectable concentrations using EPA approved analytical methods. [Minn. R. 7001]
	Pipelines
5.73.185	Authorization. [Minn. R. 7001]
5.73.186	This permit authorizes the Permittee to request authorization to dispose of hydrostatic test waters used to test the structural integrity of new and existing pipelines, tanks, and trench waters in accordance with the provisions of this permit. [Minn. R. 7001]
5.73.187	Hydrotest discharges shall be according to the terms and conditions imposed by the project discharge approval letter. [Minn. R. 7001]
5.73.188	There shall be no discharge of pipeline test waters without prior written approval from the MPCA. Prior authorization shall be requested for all discharges regardless of discharge point. The Permittee shall notify the MPCA at least forty-five days in advance of its intention to discharge; and shall request authorization and approval of the proposed discharge site from the MPCA. [Minn. R. 7001]
5.73.189	This permit DOES NOT authorize: <ul style="list-style-type: none"> A. The construction or installation of pipeline facilities or storage tanks; B. The Permittee to work in waters of the state; or C. The Permittee to appropriate waters for hydrotests. [Minn. R. 7001]
5.73.190	The Permittee shall provide the MPCA with copies of Notice of Applications made to the Federal Energy Regulatory Commission and Commission approvals when such application/approval may affect discharge activities within the State of Minnesota. [Minn. R. 7001]

5.73.191	Hydrotest Discharges. [Minn. R. 7001]
5.73.192	These special conditions apply to hydrostatic test waters from new and existing pipelines and associated trench dewatering activities. [Minn. R. 7001]
5.73.193	The Permittee shall submit a written request for approval to discharge forty-five days prior to any hydrostatic test activity. The Permittee shall provide information necessary to evaluate the potential impact of this discharge and to ensure compliance with this permit. This information shall include: A. What is being hydrotested (for example, new 250,000-gallon gasoline tank); B. The proposed discharge dates; C. The name and location of any receiving water bodies, the closest city and/or township if applicable, county, and quarter-section, section/township/range location; D. A USGS 7.5 minute series (topographic) map showing proposed discharge location(s) and monitoring point(s); E. The estimated average and maximum discharge rates; F. The estimated total flow volume of discharge; G. The water supply for the test waters, with a copy of the Minnesota Department of Natural Resources (DNR) water appropriation permit, if applicable; H. Water quality data if needed for background credits where the water source is the same as the receiving waterbody (or may be submitted with discharge report); I. Proposed treatment method(s) before discharge; and J. Best management practices to be used to prevent scouring, sediment transport and erosion due to the discharge. [Minn. R. 7001]
5.73.194	The MPCA reserves the right to prohibit a surface water discharge of hydrostatic test waters or trench waters if the MPCA determines that such a discharge will impair water quality and/or otherwise create a nuisance condition at or near the proposed discharge point. At no time during any discharge shall Minnesota Water Quality Standards, Minn. R. 7050.0220 be violated. [Minn. R. 7001]
5.73.195	Outstanding Resource Value Waters/Trout Waters Discharges to outstanding resource value waters (ORVW), as defined in Minn. R. 7050.0180, or trout waters as defined in Minn. R. 7050.0420, are prohibited. [Minn. R. 7001]
5.73.196	This permit does not authorize a discharge on tribal lands. The Permittee shall seek authorization from the U.S. Environmental Protection Agency for any discharge located within tribal land boundaries. [Minn. R. 7001]
5.73.197	Erosion and Nuisance Conditions The Permittee shall maintain the discharge operation in such a manner so as to cause no erosion, scouring, sediment transport or other nuisance conditions in the area of the discharge or in the receiving stream. [Minn. R. 7001]
5.73.198	Additional Effluent Limitations and Requirements The effluent limitations contained in this permit are based on water quality standards for a discharge to a Class 2B, C, and D water body. As such, the MPCA is not estopped from establishing more or less stringent limits and/or monitoring if necessary to protect the receiving water for its designated use(s). Water quality-based effluent limits shall be dependent on receiving water, discharge volume, in-stream flow volume, and discharge time, duration and location. The MPCA shall notify the Permittee if it is determined that additional requirements, more or less stringent limits and/or monitoring are appropriate for a specific water body. The MPCA's letter notifying the Permittee of these additional requirements, more or less stringent limits and/or monitoring shall then become a part of the enforceable requirements applicable through this permit for the specific discharge point and the Permittee shall comply with these requirements. [Minn. R. 7001]
5.73.199	Twenty-four Hour Advance Notice The Permittee shall provide the MPCA with twenty-four hour advance notice of any discharge when so requested. Such a request shall be made when the MPCA feels the need to be on-site during the proposed discharge. [Minn. R. 7001]

5.73.200	Environmental Assessment Worksheet Requirements In accordance with Minn. Stat. 116D.04 and Minnesota Environmental Quality Board R. 4410.3100, this permit does not authorize the discharge from pipeline hydrostatic testing in the state of Minnesota for which an Environmental Assessment Worksheet (EAW) is required. [Minn. R. 7001]
5.73.201	Prohibited Discharges. [Minn. R. 7001]
5.73.202	This permit does not authorize the discharge of sewage, wash water, scrubber water, spills, oil, hazardous substances, or equipment/vehicle cleaning and maintenance wastewaters to ditches, wetlands or other surface waters of the state. [Minn. R. 7001]
5.73.203	The Permittee shall not transport pollutants to a municipal wastewater treatment system that will interfere with the operation of the treatment system or cause pass-through violations of effluent limits or water quality standards. [Minn. R. 7001]
5.73.204	Application for Permit Reissuance. [Minn. R. 7001]
5.73.205	The Permittee shall include, as part of the application for reissuance of this permit: A. A current map of the pipeline route(s); B. BMPs which will be employed to control erosion and to reduce bottom scouring, sediment transport, and discharge velocities; and C. If requested, a Pollution Prevention Plan for the pipeline and its associated activities. [Minn. R. 7001]
5.73.206	Special Requirements. [Minn. R. 7001]
5.73.207	For discharges of no significant impact (e.g., non-surface water discharges) verbal or email consensus can be used in lieu of the more formal project discharge approval letter. The goal is a forty-eight hour turn-around time for this no impact discharges. [Minn. R. 7001]
5.73.208	Trench dewatering activities resulting in a point source discharge are subject to Best Management Practices such that the discharge will not cause a violation of water quality standards. Additionally, the Permittee shall employ best management practices to minimize sediment withdrawal and transport. [Minn. R. 7001]
	Tank Farms
5.74.209	Authorization. [Minn. R. 7001]
5.74.210	The Permittee is authorized for surface water discharges of "contact" water from such sources as the truck loading rack manifold piping in accordance and in compliance with the applicable conditions of this permit. All "contact" waters shall be treated prior to discharge. [Minn. R. 7001]
5.74.211	Upon receipt of prior written approval, the Permittee is authorized for a surface or non-surface water discharge of hydrostatic test waters from new and existing pipelines and above-ground storage tanks (ASTs) in accordance and in compliance with the applicable conditions of this permit and the specific approval letter. See approval letter requirements below. [Minn. R. 7001]
5.74.212	Prohibited Discharges. [Minn. R. 7001]
5.74.213	This permit does not authorize the discharge or disposal of fuel "contact" wastewater from sources such as tank condensate, hydrostatic test, or cleaning waters from used piping and tanks. [Minn. R. 7001]
5.74.214	This permit does not authorize the discharge of sewage, wash water, scrubber water, spills, oil, hazardous substances, or equipment/vehicle cleaning and maintenance wastewaters to ditches, wetlands or other surface waters of the state. [Minn. R. 7001]
5.74.215	The Permittee shall prevent the routing of pollutants associated with waste streams regulated by this permit from the facility to a municipal wastewater treatment system in any manner unless authorized by the pretreatment standards of the MPCA and the municipal authority. This does not include wastes associated with sanitary conveniences. [Minn. R. 7001]
5.74.216	The Permittee shall not transport pollutants to a municipal wastewater treatment system that will interfere with the operation of the treatment system or cause pass-through violations of effluent limits or water quality standards. This clause does not apply to wastes associated with sanitary conveniences. [Minn. R. 7001]

5.74.217	Hydrostatic Test Discharges. [Minn. R. 7001]
5.74.218	This permit does not authorize the construction or installation of pipeline facilities, or underground or above ground storage tanks. [Minn. R. 7001]
5.74.219	There shall be no discharge of hydrostatic test waters without prior written approval from the MPCA. The Permittee shall notify the MPCA at least forty-five days in advance of its intention to discharge; and shall request authorization, effluent limitations, monitoring and reporting criteria from the MPCA. [Minn. R. 7001]
5.74.220	The Permittee shall submit a written request for approval to discharge forty-five days prior to any hydrostatic test activities. The Permittee shall provide information necessary to evaluate the potential impact of the proposed discharge, including but not limited to: A. What is being hydrotest, (e.g. used 50,000 gallon AST; new pipeline); B. The proposed discharge point and discharge date(s); C. Contaminants believed to be present in the waste stream; D. The estimated average and maximum discharge rates and estimated total flow volume of discharge; E. The water supply for the test waters, with a copy of the Minnesota Department of Natural Resources (DNR) water appropriation permit, if applicable; F. Proposed treatment method(s) before discharge; and G. Best management practices to be used to prevent scouring, sediment transport and erosion due to the discharge. [Minn. R. 7001]
5.74.221	The Permittee shall maintain the discharge operation in such a manner so as to cause no erosion, scouring, sediment transport or other nuisance conditions in the area of the discharge or in the receiving water. [Minn. R. 7001]
	Contaminated Groundwater Pumpout
5.75.222	Authorization. [Minn. R. 7001]
5.75.223	The Permittee is authorized to discharge treated contaminated groundwater with reduced pollutant levels using Best Available Technology Economically Achievable (BAT). [Minn. R. 7001]
5.75.224	This permit authorization is limited to: discharge from a groundwater removal system designed to remediate the defined groundwater contamination plume with known aquifer characteristics, providing that: A. Prior to discharge, the groundwater is treated using BAT), which may include, but is not necessarily limited to: multi-stage activated carbon, air stripping (i.e., packed tower, multiple tray, etc.), ultraviolet/oxidation, or biological treatment, any of which may be used in conjunction with in-situ bioremediation; B. The groundwater contains only pollutants for which the treatment efficiency and discharge quality can be adequately characterized by the pollutants and/or indicator compounds regulated herein and controlled by the BAT system employed; and C. The treatment used meets the limits described in the limits and monitoring section of this permit. [Minn. R. 7001]
5.75.225	Best Available Technology Economically Available For toxic pollutants, Section 301(b)(2) of the Clean Water Act (CWA) requires that all NPDES permits apply BAT for the reduction of pollutants in the waste stream. The BAT level of performance is understood to mean: "the very best control and treatment measures that have been, or are capable of being achieved." [CWA Sect. 301]
5.75.226	The technology-based treatment requirements cannot be satisfied through the use of "non-treatment" techniques such as flow augmentation and in-stream mechanical aerators. [40 CFR pt. 125, 3]
5.75.227	Other Permits. [Minn. R. 7001]
5.75.228	The Permittee is responsible for obtaining the necessary federal, state, and local approvals and permits.

	<p>Water appropriation approval/permits are regulated by the Department of Natural Resources (DNR), and the Permittee shall secure authorization according to the DNR rules and regulations.</p> <p>Discharges to municipal storm sewers may require approval from the local municipal authority. It is the Permittee's responsibility to acquire local approval. This permit does not grant the Permittee access or a right to connect to a municipal storm sewer. If the Permittee discharges into a regulated Municipal Separate Storm Sewer System (MS4), the Permittee shall notify the operator of the MS4 of the existence of this permit within 30 days of its issuance.</p> <p>The emission of volatile organic compounds from air stripping of contaminated groundwater shall be either approved, exempted from, or in compliance with an MPCA air emission permit. [Minn. R. 7001]</p>
5.75.229	Prohibited Discharges. [Minn. R. 7001]
5.75.230	The Permittee shall prevent the routing of pollutants from the facility to a municipal wastewater treatment system in any manner unless authorized by the pretreatment standards of the MPCA and the municipal authority. [Minn. R. 7001]
5.75.231	The Permittee shall not discharge sludges, suspended solids, or settleable solids to surface waters of the state during cleaning of the air stripper, or any other treatment component. [Minn. R. 7050.0205]
5.75.232	Agricultural chemicals. Discharges from agricultural chemical-based remediation projects which are characterized by such pollutants as pesticides, ammonia-nitrogen, nitrate-nitrogen, chlorides, and phosphorus are prohibited. [Minn. R. 7001.1080]
5.75.233	PCBs, Dioxins, Furans. The intentional discharge of polychlorinated biphenyls (PCBs), dioxins, or furans into the waters of the state in such quantity, or in such manner alone, or in combination with other substances as to cause a violation of the applicable standards is prohibited. [Minn. R. 7001.1080]
5.75.234	Emerging Contaminants of Concern. Discharge of pollutants associated with emerging contaminants such as PFAS (per- and polyfluoroalkyl substances), pharmaceuticals, endocrine active substances, etc., are prohibited. [Minn. R. 7001.1080]
5.75.235	Metals. Except for clean-up sites associated with leaded gasoline, the discharge of contaminated groundwater with toxic metals at a level of concern, is not authorized under this permit. [Minn. R. 7001.1080]
5.75.236	Rare or Endangered Species. Discharges which would have a detrimental impact on rare or endangered species are prohibited. [Minn. R. 7053.0217]
5.75.237	Treatment Wastes. Discharges of treatment residuals or sludges, suspended solids, or backwashed sediment from the cleaning of treatment system components are prohibited. [Minn. R. 7050.0210, subp. 13]
5.75.238	Other Wastes. Discharges of wastes other than those described in the facility description of the permit are prohibited. [Minn. R. 7001]
5.75.239	Treatment System Operation and Maintenance. [Minn. R. 7001]
5.75.240	The Permittee shall at all times properly operate and maintain all systems and components of collection, treatment and control which are installed or used by the Permittee to achieve compliance with the conditions of this permit. Proper operation and maintenance shall include effective performance, adequate funding, and as applicable adequate operator staffing and training, adequate laboratory and process controls, and appropriate quality assurance procedures. [Minn. R. 7001]
5.75.241	All systems both in-service and reserved, shall be inspected and maintained on a regular basis. Records shall be kept of the inspection results and maintenance performed. Records shall be made available to the MPCA upon request. [Minn. R. 7001]
5.75.242	Where used, the operation of multi-stage activated carbon treatment systems shall be such that the rotation of carbon stages and the replacement of spent carbon shall be initiated upon break-through of pollutants in the intermediate treatment stage. [Minn. R. 7001]
5.75.243	The groundwater treatment system shall be equipped with liquid level and pressure sensors, alarms,

	automatic shutoffs, and other fail-safe features, as appropriate to ensure the integrity of the treatment system and prevent water quality exceedances. [Minn. R. 7001]
5.75.244	If the system includes granular activated carbon, the theoretical time to carbon breakthrough of the entire system shall be greater than either ten days beyond the anticipated period of the discharge, or sixty days, whichever is less. [Minn. R. 7001]
5.75.245	The Permittee shall maintain a Treatment Operations Plan that describes the treatment system used to achieve compliance with the permit conditions. The plan shall include, at a minimum: A. A description of how the processes employed and physical design of the treatment works to ensure compliance with the permit limits; B. A contingency plan to be activated in the event of an emergency, including measures for the protection of the health and safety of employees and the public; C. Provisions for system start-up including a description of additional sample collection needed to show that the system is operating as designed before wastewater is released; D. Provisions for system shutdown; and E. Provisions to determine if the treatment system requires maintenance or other corrective actions to meet the permit limits. The Permittee shall provide a copy of this plan upon the request of the MPCA. [Minn. R. 7001.0150, subp. 3]
5.75.246	Data and analytic results pertaining to treatment system start-up shall be maintained with the Treatment Operations Plan. [Minn. R. 7001.0150, subp. 3 (F)]
5.75.247	This permit requires the operation of backup or auxiliary facilities or similar systems installed by a Permittee only when the operation is necessary to achieve compliance with the conditions of this permit. [Minn. R. 7001.0150, subp. 3 (F)]
5.75.248	The modified Wisconsin methods for diesel range organics (DRO) and gasoline range organics (GRO) shall be used for petroleum hydrocarbon constituents, including, but not necessarily limited to: gasoline, diesel fuel, fuel oil, kerosene, crude oil and jet fuel. [Minn. R. 7001.4340]
5.75.249	Analytic methods for benzene, toluene, ethylbenzene, and xylenes, including ortho-, meta, and para-xylene shall be analyzed using the most current approved EPA Method 624, 1624, or equivalent. The Permittee may also utilize equivalent EPA SW-846 methods such as, 8021 or 8260. [Minn. R. 7001.4340]
5.75.250	Discharge Changes. [Minn. R. 7001]
5.75.251	The Permittee shall submit a written request, and if required, apply for a modification of this permit before increasing the discharge volume, or if groundwater monitoring identifies additional pollutants or contaminant sources. [Minn. R. 7001.0170]
5.75.252	To begin discharge of contaminated groundwater from a new outfall, the Permittee shall submit a written application for and obtain a major modification of this permit, according to the Permit Modifications section of this permit. [Minn. R. 7001.0170]
5.75.253	Application for Permit Reissuance. [Minn. R. 7001.0040]
5.75.254	The application for reissuance shall include a general discussion of the groundwater remediation activity, including descriptions of the likely source(s) of contamination, extraction method, treatment process(es), design parameters-including influent and effluent pollutant levels, and average and maximum daily flow rates. [Minn. R. 7001.0050]
	Large Subsurface Treatment System (LSTS)
5.76.255	Unauthorized Discharge. [Minn. R. 7001]
5.76.256	There shall be no unauthorized discharge to the ground surface or surface water from these facilities. [Minn. R. 7001.0030]
5.76.257	Prohibitions. [Minn. R. 7001]
5.76.258	The Permittee shall prevent the discharge of any wastes other than sewage into any component of the facility, including septic tanks, advanced treatment systems, and soil treatment systems that could result in damage to the treatment facility or inhibit treatment unless the discharge of such

	other substances is specifically approved in writing by the MPCA. [Minn. R. 7001]
5.76.259	Sanitary Sewer Extension Permit. [Minn. R. 7001]
5.76.260	The Permittee may be required to obtain a sanitary sewer extension permit from the MPCA for any addition, extension, or replacement to the sanitary sewer. If a sewer extension permit is required, construction may not begin until plans and specifications have been submitted and a written permit is granted except as allowed in Minn. Stat. 115.07, subd. 3(b). [Minn. R. 7001.0020]
5.76.261	Operator Certification. [Minn. R. 7001]
5.76.262	The Permittee shall provide an operator who maintains direct responsibility of the operation, maintenance, and testing functions required to ensure compliance with the terms and conditions of this permit. In addition, the certified operator shall maintain a current Service Provider Certification. [Minn. R. 9400]
5.76.263	The certified operator shall also become a certified Service Provider within one year of permit issuance. The MPCA will evaluate and any equivalent training. The equivalent training must be pre-approved by the MPCA. [Minn. R. 7001.0150, subp. 3(F)]
5.76.264	If the Permittee chooses to meet operator certification requirements through a contractual agreement, the Permittee shall provide a copy of the contract to the MPCA, WQ Submittals Center. The contract shall include: A. The certified operator's name, certificate number, service provider certification number, company name (if appropriate), and the period covered by the contract and provisions for renewal; B. The duties and responsibilities of the certified operator; C. The duties and responsibilities of the Permittee; and D. Provisions for notifying the MPCA 30 days in advance of termination if the contract is terminated prior to the expiration date. [Minn. R. 9400]
5.76.265	The Permittee shall notify the MPCA within 30 days of a change in operator certification or contract status. [Minn. R. 9400]
5.76.266	Operation and Maintenance Manual. [Minn. R. 7001]
5.76.267	The Permittee is required to have on site and available an updated Operation and Maintenance manual. This manual shall be available to MPCA staff upon request. [Minn. R. 7001.0150, subp. 3(F)]
5.76.268	Collection System. [Minn. R. 7001]
5.76.269	The collection system shall be properly maintained to minimize inflow, infiltration, exfiltration, and obstructions. The Permittee shall keep a record of all inspections and maintenance operations for a minimum of three years. [Minn. R. 7001.0150, subp. 3(F)]
5.76.270	Tank Maintenance. [Minn. R. 7001]
5.76.271	All tanks (primary, secondary, holding, dosing, individual, etc.) associated with this system shall be operated, pumped, and maintained to ensure proper system operation and solids management. After every pumping event, all tanks shall be inspected for potential failure (such as cracks, roots, damaged baffles, etc.). Identified problems shall be corrected immediately. [Minn. R. 7001.0150, subp. 3(F)]
5.76.272	The Permittee shall keep records of all pumping, inspections, and maintenance operations for a minimum of three years. [Minn. R. 7001]
5.76.273	The Permittee shall arrange for the removal and proper disposal of septage from all septic tanks or compartments in which the top of the sludge layer is less than 12 inches below the bottom of the outlet baffle or whenever the bottom of the scum layer is less than three inches above the outlet baffle. All accumulations of sludge, scum, and liquids shall be removed through the maintenance hole. [Minn. R. 7001.0150, subp. 3(F)]
5.76.274	The Permittee shall properly clean the effluent screens as often as needed to maintain an adequate flow rate from the septic tank(s). The Permittee shall keep a record on site that indicates the dates the effluent screens are inspected, removed, and cleaned. [Minn. R. 7001.0150, subp. 3(F)]
5.76.275	Septic tank(s) shall be inspected at least every three years and pumped as necessary unless more restrictive local requirements have been established. [Minn. R. 7001.0150, subp. 3(F)]
5.76.276	Sewage treatment system additives must not be used as a means to reduce the frequency of proper

		maintenance and removal of septage from the septic tank. [Minn. R. 7001.0150, subp. 3(F)]
5.76.277		Sewage treatment system additives that contain hazardous materials shall not be used in septic tanks. Discharge of animal wastes, industrial wastes, petroleum products, and toxic pollutants and other hazardous wastes or substances is prohibited. [Minn. R. 7001.0150, subp. 3(F)]
5.76.278		Facility Maintenance. [Minn. R. 7001]
5.76.279		The Permittee shall adequately protect the wastewater treatment system to prevent damage to it including but not limited to all soil treatment systems/drainfields and the reserve area. The soil treatment systems/drainfields shall be protected from disturbance, compaction, or other damage by staking, fencing, posting, or other effective method(s). [Minn. R. 7001]
5.76.280		A dense vegetative cover shall be maintained over the soil treatment system(s) at all times during the growing season to prevent the growth of unwanted vegetation such as trees, deep rooted nuisance plants, aquatic vegetation, and to prevent erosion. [Minn. R. 7001.0150, subp. 3(F)]
5.76.281		Routine maintenance shall be conducted to discourage the presence of rodents, and burrowing or other animals, on the soil treatment system and to allow inspection of observation ports installed in the soil treatment system(s) inspection pipes. [Minn. R. 7001.0150, subp. 3(F)]
5.76.282		Soil Treatment System Inspection. [Minn. R. 7001]
5.76.283		<p>Ponding depth inspections to determine the condition of each soil treatment system and drainfield standpipe shall be conducted every other month during the time the soil treatment system is in use. The inspection of each soil treatment system shall include:</p> <ul style="list-style-type: none"> A. The identification of wet or saturated areas; B. Depth of effluent ponding in the soil treatment observation ports; C. Evidence of effluent at the surface; D. Frozen components; and E. Measurements in piezometers (if installed). <p>The owner must maintain visual observations and inspection records for a minimum of three years. The results of the inspection are not required to be submitted to the MPCA but shall be made available upon request by MPCA staff. [Minn. R. 7001.0150, subp. 3(F)]</p>
5.76.284		Indications of excessive hydraulic and organic loading to the wastewater treatment facility flow rate include ineffective septic tanks or advanced treatment systems, prolonged saturated soil conditions, vegetative drowning or excessive groundwater mounding (observed from piezometers), and exceeding daily permitted flow rates as indicated by flow meters, event counters, and running time clocks. [Minn. R. 7001.0150, subp. 3(F)]
5.76.285		Expansion. [Minn. R. 7001]
5.76.286		<p>If the application rate to the drainfield(s) or the flow rate to the septic tank(s) prove to be excessive, the Permittee shall submit an application for a permit modification for appropriate expansion of the system in accordance with the permit modifications section of this permit.</p> <p>Indications of excessive flow rate include prolonged saturated soil conditions, vegetative drowning, excessive groundwater mounding, and exceeding daily permitted flow rates as indicated by flow meters. [Minn. R. 7001.0150, subp. 3(F)]</p>
		Industrial Stormwater Sectors: B: Paper and Allied Products Manufacturing, C: Chemical and Allied Products Manufacturing, E: Glass, Clay, Cement, Concrete, and Gypsum Products, K: Hazardous Waste Treatment, Storage, or Disposal Facilities, P: Land Transportation and Warehousing, T: Treatment Works, V: Textile Mills, Apparel, and Other Fabric Products Manufacturing, and Y: Rubber, Miscellaneous Plastic Products, and Miscellaneous Manufacturing Industries
5.77.287		Authorization. [Minn. R. 7000]
5.77.288		This chapter authorizes the Permittee to discharge stormwater associated with industrial activity from industrial activities associated with SIC code(s) 2295, 2297, 2672, 2821, 2824, 2843, 2851, 2865, 2869, 2891, 3069, 3081, 3083, 3089, 3229, 3291, 3299, 4225, and 4953 in accordance with the

	terms and conditions of this chapter. [Minn. R. 7090]
5.77.289	Prohibited Discharges. [Minn. R. 7000]
5.77.290	This chapter does not authorize the discharge of stormwater to prohibited waters as defined in Minn. R. 7050.0335. [Minn. R. 7090]
5.77.291	Limits on Authorization. [Minn. R. 7000]
5.77.292	The following discharges are not authorized under this chapter: A. Non-stormwater discharges containing inks, paints, other hazardous or non-hazardous substances, etc. resulting from an on-site spill, including materials collected in drip pans; B. Wash water from material handling and processing areas; C. Wash water from drum, tank, or container rinsing and cleaning; and D. Discharges of runoff from coal yards and coal piles. The discharge of any coal yard and coal pile runoff is a wastewater and will require a separate NPDES/SDS permit. [Minn. R. 7090]
5.77.293	Water Quality Standards. [Minn. R. 7000]
5.77.294	The Permittee shall operate and maintain the facility and shall control runoff, including stormwater, from the facility to prevent the exceedance of water quality standards specified in Minnesota Rules, chs. 7050 and 7060. [Minn. R. 7050, Minn. R. 7060]
5.77.295	The Permittee shall limit and control the use of materials at the facility that may cause exceedances of groundwater standards specified in Minnesota Rules, ch. 7060. These materials include, but are not limited to, detergents and cleaning agents, solvents, chemical dust suppressants, lubricants, fuels, drilling fluids, oils, fertilizers, explosives and blasting agents. [Minn. R. 7060]
5.77.296	Stormwater Pollution Prevention Plan. [Minn. R. 7000]
5.77.297	The Permittee shall develop and implement a Stormwater Pollution Prevention Plan (SWPPP) to address the specific conditions at the facility. The goal of the SWPPP is to eliminate or minimize contact of stormwater with significant materials that may result in pollution of the runoff. If contact cannot be eliminated or reduced, stormwater that has contacted significant material must be treated before it is discharged from the site. Guidance for preparing the SWPPP can be found on the web at: http://www.pca.state.mn.us . [Minn. R. 7090]
5.77.298	At a minimum, the SWPPP must include: A. A description of the industrial activities conducted at the facility; B. A drainage map (USGS or equivalent) showing: i. Location of all impervious surfaces; ii. Arrows indicating directions of stormwater flow; and iii. Location of all structural and non-structural BMPs. C. An assessment and inventory of all activities or exposed materials that can potentially be sources of pollutants to stormwater discharges; D. A description of all structural and non-structural BMPs the Permittee designs or implements at the facility; E. A list of personnel receiving training to conduct facility inspections; F. Records of all details relating to the monthly visual inspections; G. Information pertaining to maintenance in accordance with Maintenance Requirements section of this permit; H. A spill prevention and response procedure; and I. A Mercury Minimization Plan if the Permittee discovers mercury sources as a result of compliance with the Stormwater Control Measures section of this permit. [Minn. R. 7090]
5.77.299	Additional Sector Specific SWPPP Requirements Sector C In addition to the requirements in the Stormwater Pollution Prevention Plan section of this permit, the Permittee shall also comply with the following: A. Facility Map; and The Permittee shall identify where any of the following come into contact with stormwater: i. Access roads, rail cars, and tracks; ii. Areas where bulk substance transfers occur; and iii. Operating machinery.

B. Potential Pollutant Sources.

The Permittee shall describe the following sources that have potential pollutants associated with them:

- i. Outdoor storage of salt, pallets, coal, drums and containers;
- ii. Access roads, rail cars, and tracks;
- iii. Areas where bulk substance transfers occur; and
- iv. Areas where machinery operates.

Sector E

In addition to the requirements in the Stormwater Pollution Prevention Plan section of this permit, the Permittee shall also comply with the following:

A. Facility Map.

The Permittee shall identify the following locations:

- i. Bag house or other dust control device;
- ii. Recycle/sedimentation pond, clarifier, or any other device the Permittee uses for the treatment of process wastewater; and
- iii. The areas that drain to the treatment device.

Sector P

In addition to the requirements of the Stormwater Pollution Prevention Plan section of this permit, the Permittee shall also comply with the following:

A. Facility Map.

The Permittee shall identify the locations of any of the following activities or sources that may come into contact with stormwater:

- i. Scrap yards and general refuse areas;
- ii. Short- and long-term storage of construction materials, paint equipment, oils, fuels, used and unused solvents, cleaning materials, paint, water treatment chemicals, fertilizer, and pesticides;
- iii. Landfills and construction sites; and
- iv. Stockpile areas (e.g. coal, ash or limestone piles).

Sector T

In addition to the requirements in the Stormwater Pollution Prevention Plan section of this permit, the Permittee shall also comply with the following:

a. Facility Map.

The Permittee shall identify where any of the following may come into contact with stormwater:

- i. Handling, storage, or disposal areas for grit, screenings, and other solids.
- ii. Sludge drying beds.
- iii. Dried sludge piles.
- iv. Compost piles.
- v. Septage or hauled waste receiving station.
- vi. Storage areas for process chemicals, petroleum products, solvents, fertilizers, herbicides, and pesticides.

Sector V

In addition to the requirements in the Stormwater Pollution Prevention Plan section of this permit, the Permittee shall also comply with the following:

A. Potential Pollutant Sources.

The Permittee shall describe the following additional sources and activities that have potential pollutants associated with them:

- i. Backwinding;
- ii. Beaming;
- iii. Bleaching;
- iv. Backing bonding;

	<p>v. Carbonizing; vi. Carding; vii. Cut and sew operations; viii. Desizing; ix. Drawing; x. Dyeing locking; xi. Fulling, knitting; xii. Mercerizing; xiii. Opening; xiv. Packing; xv. Plying; xvi. Scouring; xvii. Slashing; xviii. Spinning; xix. Synthetic-felt processing; xx. Textile waste processing; xxi. Tufting; xxii. Turning; xxiii. Weaving; xxiv. Web forming; xxv. Winging; xxvi. Yarn spinning; and xxvii. Yarn texturing.</p> <p>Sector Y In addition to the requirements in the Stormwater Pollution Prevention Plan section of this permit, the Permittee shall also comply with the following: A. Potential Pollutant Sources. The Permittee shall review the use of zinc at the facility and the possible pathways through which zinc may comingle with stormwater. The Permittee shall list the materials and activities at the facility that are sources of zinc. [Minn. R. 7090]</p>
5.77.300	<p>The Permittee shall evaluate all stormwater conveyances (storm sewers, pipes, tile lines, ditches, etc.) to document if non-stormwater flows are being conveyed. This should be done during dry weather when stormwater flow is not occurring. This evaluation should include sewer inlets and floor drains to determine which inlets/drains are connected to sanitary sewer lines, storm sewer lines, or septic tanks/drainage fields.</p> <p>The Permittee shall document this evaluation with the SWPPP, and include: A. The date of the evaluation; B. A description of the evaluation criteria used; C. A list of monitoring locations observed during the evaluation; D. The different types of non-stormwater flows and source locations; and E. The action(s) taken, such as a list of control measures used to eliminate any unauthorized flow(s) the Permittee identifies.</p> <p>The Permittee shall eliminate all non-stormwater discharges not authorized by this permit or a separate NPDES/SDS permit. [Minn. R. 7090]</p>
5.77.301	<p>The SWPPP must describe measures to prevent or minimize contamination of the storm water runoff from transfer/loading areas. The facility shall consider covering the transfer/loading area, using spill and overflow protection and cleanup equipment, minimizing runoff of storm water to the fueling area, using dry cleaning methods, collecting the stormwater runoff and providing treatment or recycling or other equivalent measures. [Minn. R. 7090]</p>
5.77.302	<p>The SWPPP shall be developed and implemented within 180 days after permit issuance and shall be available to the MPCA upon request. [Minn. R. 7090]</p>
5.77.303	<p>Stormwater Control Measures. [Minn. R. 7000]</p>

5.77.304	The Permittee shall design and implement all stormwater control measures, including BMPs, to reduce or eliminate contact or exposure of pollutants to stormwater, to prevent erosion, control sediment and manage runoff, or remove pollutants from stormwater prior to discharge from the facility. [Minn. R. 7090]
5.77.305	Good Housekeeping. [Minn. R. 7000]
5.77.306	<p>The Permittee shall employ good housekeeping practices to:</p> <ul style="list-style-type: none"> A. Keep exposed areas that may contribute pollutants to stormwater sufficiently clean to reduce or eliminate contaminated stormwater runoff; and B. Remove and properly dispose of significant materials that have been tracked off-site within 72 hours of discovery <p>In addition, the Permittee shall identify and manage all on-site sources of dust to minimize stormwater contamination from the deposition of dust on areas exposed to precipitation. [Minn. R. 7090]</p>
5.77.307	<p>Additional Sector Specific Good Housekeeping Requirements</p> <p>Sector E</p> <p>The Permittee shall prevent or minimize the discharge of spilled cement, aggregate (including sand or gravel), kiln dust, fly ash, or settled dust from paved portions of the facility with exposure to stormwater. The Permittee shall determine the frequency of sweeping or equivalent by the amount of industrial activity occurring in the area and the frequency of exposure to stormwater, but the Permittee shall perform this action least once per week if the Permittee is handling or processing cement, aggregate, kiln dust, fly ash, or settled dust.</p> <p>Sector P</p> <p>The Permittee shall describe and implement procedures to reduce or control the tracking of ash and residue from ash loading areas. The Permittee shall describe and implement housekeeping procedures, such as, dust suppression, containment, or clearing loading areas, floors and roadways of ash and excess water. [Minn. R. 7090]</p>
5.77.308	Salt Storage, Use, and Management at the Facility. [Minn. R. 7000]
5.77.309	<p>The Permittees should implement the following BMPs if salt piles are present at the facility:</p> <ul style="list-style-type: none"> A. Cover salt piles or store the salt piles indoors; B. Minimize the use of salt or other de-icing materials by using the proper equipment, material, and application rates; C. Implement practices to reduce exposure resulting from adding or removing material from the salt piles (e.g., sweeping, diversions, containment); and D. Document within the SWPPP the location of any storage piles containing salt stored outside. <p>[Minn. R. 7090]</p>
5.77.310	Erosion Prevention & Sediment Control. [Minn. R. 7000]
5.77.311	The Permittee shall identify areas at the facility that, due to topography, land disturbance (e.g. construction, grading, landscaping), or other factors, have potential for soil erosion. In those areas, the Permittee shall implement structural, vegetative, and/or stabilization BMPs to prevent or control on-site erosion and reduce sediment loads in stormwater discharges. [Minn. R. 7090]
5.77.312	Chemical Additive Use. [Minn. R. 7000]
5.77.313	<p>The Permittee shall complete an inventory of exposed significant materials. Indicate the types of significant materials handled or stored at the site that may potentially contact stormwater. The following are examples of materials that, if exposed to stormwater, must be included in the inventory:</p> <ul style="list-style-type: none"> A. Raw materials, such as corn feedstock, fuels; solvents; petroleum products; detergents; plastic pellets; materials used in food processing or production; stockpiled sand, salt or coal; B. By-products or intermediate products, such as wood dust, chips or bark; screened limestone, taconite or gravel by-product, recycled blacktop, PFAS deposition and/or contamination on roof tops, other surfaces and/or soil; C. Finished materials, such as ethanol;

	<p>D. Waste products, such as ashes, sludge, solid and liquid wastes, slag, cleaning wastes, off-spec and unusable byproducts; boiler, cooling tower and filter wastes;</p> <p>E. Outdoor storage of salt, pellets, coal, drums and containers; access roads, rail cars and tracks; areas where the transfer of substances in bulk occurs; and areas where machinery operates;</p> <p>F. Hazardous substances designated under section 101(14) of the Comprehensive Environmental Response Compensation and Liability Act (CERCLA); and</p> <p>G. Any chemical the facility is required to report under section 313 of the Emergency Planning and Community Right-to-Know Act (EPCRA). [Minn. R. 7090]</p>
5.77.314	<p>If the Permittee intends to use polymers, flocculants, or other sedimentation treatment chemicals at the facility, the Permittee shall comply with the following minimum requirements:</p> <p>A. The Permittees must use conventional erosion and sediment controls prior to chemical addition to ensure effective treatment;</p> <p>B. Chemicals may only be applied where treated stormwater flows to a sediment control system that allows for filtration or settlement of the floc prior to discharge;</p> <p>C. Chemicals must be selected that are appropriately suited to the types of soils likely to be exposed to stormwater runoff at the facility, and to the expected turbidity, pH, and flow rate of stormwater flowing into the chemical treatment system; and</p> <p>D. Use chemicals in accordance with standard engineering practices, and with dosing specifications and sediment removal design specifications of the manufacturer or chemical supplier. [Minn. R. 7090]</p>
5.77.315	<p>Facility Inspection Requirements. [Minn. R. 7000]</p>
5.77.316	<p>The Permittee shall develop and implement an inspection schedule that includes a minimum of one facility inspection per calendar month. A minimum of one of these inspections must be conducted during a rain or snowmelt runoff event. [Minn. R. 7090]</p>
5.77.317	<p>All facility inspections must include the following:</p> <p>A. An evaluation of the facility to determine that the SWPPP accurately reflects site conditions. At a minimum, the Permittee shall inspect storage tank areas, waste disposal areas, maintenance areas, loading/unloading areas, and raw material, intermediate product, by-product and final product storage areas;</p> <p>B. An evaluation of all structural and non-structural BMPs to determine effectiveness and proper function;</p> <p>C. An evaluation of the facility to determine whether there are new exposed significant materials or activities at the site since completion of the SWPPP; and</p> <p>D. During an inspection conducted during a runoff event, an evaluation of the stormwater runoff to determine discoloration or if other contaminants are visible in the runoff (e.g. oil & grease). [Minn. R. 7090]</p>
5.77.318	<p>The Permittee shall document all inspections and the following information must be stored with the SWPPP:</p> <p>A. Inspection date (i.e. mm/dd/yyyy), time, and weather conditions;</p> <p>B. Inspector name;</p> <p>C. Inspection findings; and</p> <p>D. A description of any necessary corrective actions and a schedule for corrective action completion. [Minn. R. 7090]</p>
5.77.319	<p>Additional Sector Specific Facility Inspection Requirements</p> <p>Sector E The Permittee shall include dust collection and containment systems in the facility inspections.</p> <p>Sectors C, P, and V In addition to the inspection requirements outlined in Stormwater Control Measures section of this permit, the Permittee shall ensure that a total of 2 inspections occur during runoff events, with at least one inspection occurring during a snowmelt runoff event. Each inspection must include a visual assessment of the runoff to identify any visible sheens or films that indicate the presence of oil or grease in the discharge. If sheens are present in stormwater discharges, implement corrective</p>

	<p>actions to prevent sheen and document those corrective actions in the SWPPP.</p> <p>Sector T The Permittee shall include the following areas in all inspections:</p> <p>A. Access roads and rail lines. B. Grit, screenings, and other solids handling. C. Sludge drying beds. D. Dried sludge piles. E. Compost piles. F. Septage or hauled waste receiving stations. [Minn. R. 7090]</p>
5.77.320	If conditions are observed at the site that require changes in the SWPPP, such changes shall be made to the SWPPP prior to submission of the annual report for that calendar year. [Minn. R. 7090]
5.77.321	If the findings of a site inspection indicate that BMPs are not meeting the objectives as identified above, corrective actions shall be initiated within thirty days and the BMP restored to full operation as soon as conditions allow. [Minn. R. 7090]
5.77.322	Maintenance Requirements. [Minn. R. 7000]
5.77.323	BMP Maintenance. [Minn. R. 7000]
5.77.324	<p>The Permittee shall maintain all stormwater BMPs at the facility, to ensure BMP effectiveness.</p> <p>A. The Permittee shall develop a schedule for preventive maintenance of all stormwater BMPs, and store the schedule with the SWPPP;</p> <p>B. If the Permittee identifies BMPs that are not functioning properly, the Permittee shall replace, maintain, or repair the BMPs within 7 calendar days of discovery. If the Permittee cannot complete BMP replacement, maintenance, or repair within 7 calendar days, the Permittee shall implement effective backup BMPs within 48 hours of discovery, and maintain the backup BMPs until the Permittee restores the effectiveness of the original BMPs. The Permittee shall document the justification for an extended replacement, maintenance, or repair schedule of the failed BMPs, and store it with the SWPPP; and</p> <p>C. The Permittee shall record dates of maintenance and repairs. The Permittee shall store these records with the SWPPP. [Minn. R. 7090]</p>
5.77.325	Equipment Preventive Maintenance. [Minn. R. 7000]
5.77.326	The Permittee shall develop and implement a preventive maintenance program and store the information with the SWPPP. The program must require regular inspection, maintenance, and repair of industrial equipment and systems. The inspections must identify conditions that could cause breakdowns or failures, which may result in leaks, spills, and other releases (e.g. hydraulic leaks, torn bag-house filters, etc.), and the discharge of pollutants to stormwater. The preventive maintenance program may incorporate, by reference, a separate Operation and Maintenance Manual (or equivalent), as long as it addresses the items the preventive maintenance program requires above. [Minn. R. 7090]
5.77.327	Spill Prevention and Response Requirements. [Minn. R. 7000]
5.77.328	The Permittee shall develop and implement a spill prevention and response procedure. If the facility already has a separate plan (e.g. Prevention and Response Plan as required by Minn. Stat. ch. 115E, or Spill Prevention Control and Countermeasure (SPCC) Plan as required by Federal Law), that Permittee can incorporate the plan by reference into the SWPPP. [Minn. R. 7090]
5.77.329	All spilled product and other spilled wastes potentially subject to stormwater contact shall be immediately cleaned up and disposed of according to all applicable regulations or Spill Prevention Control and Countermeasure plans. Use of detergents, emulsifiers, or dispersants to clean up spilled product is prohibited except where necessary to comply with state or federal safety regulations (i.e., requirement for non-slippery work surface) except where the cleanup practice does not result in discharges and does not leave residues exposed to future storm events. In all cases, initial cleanup shall be done by physical removal and chemical usage shall be minimized. [Minn. R. 7090]
5.77.330	The Permittee shall ensure the use of infiltration is not part of a spill containment plan. This includes spill plans required under Federal Spill Prevention Containment and Control (SPCC) requirements or Minn. Stat. ch. 115E "The Spill Bill.". [Minn. R. 7090]

5.77.331	<p>The Permittee shall ensure the use of a pond is not part of a spill containment plan, including spill plans required under Federal Spill Prevention Containment and Control (SPCC requirements or Minn. Stat. ch. 115E), unless appropriate controls are in place to contain the spill. If the Permittee uses a pond as part of a spill containment plan, the pond must have a chemically compatible liner for chemical spills that the Permittee expects to enter the pond and must have outlet controls to contain a spill. A plan must also be in place to clean up a spill so that the pond will not continue to be a source of spilled pollutants. The Permittee shall document evaluations with the SWPPP. [Minn. R. 7090]</p>
5.77.332	<p>Employee Training Program. [Minn. R. 7000]</p>
5.77.333	<p>The Permittee shall develop and implement a training program for employees. Training must cover stormwater control measures, components and goals of the SWPPP, monitoring procedures, and other applicable requirements of the permit.</p> <p>The program must include a training schedule that includes training at least annually. Training must correlate with the job function of the employee. At a minimum, the Permittee shall ensure that the following individuals receive training:</p> <ul style="list-style-type: none"> A. Employee(s) responsible for writing, revising, and implementing the SWPPP; B. Employee(s) responsible for installing, inspecting, maintaining, and repairing BMPs; C. Employee(s) whose work involves the regulated industrial activity, including but not limited to loading/unloading areas, processing areas, waste and fluid management areas, fueling areas, and vehicle maintenance areas; and D. Employee(s) who conduct stormwater discharge monitoring. [Minn. R. 7090]
5.77.334	<p>The Permittee shall maintain training records including:</p> <ul style="list-style-type: none"> A. The trainer's name and trainer's organization (internal or external); B. The names (printed first and last) of the employee(s) and date(s) the employee(s) received training; and C. A detailed description of the training provided to each employee. [Minn. R. 7090]
5.77.335	<p>The Permittee shall maintain the training records either in the SWPPP, or in a separate record stored with the SWPPP, for at least three years. [Minn. R. 7090]</p>
5.77.336	<p>Additional Sector Specific Employee Training Program Requirements</p> <p>Sector T</p> <p>The Permittee shall address the following during employee training:</p> <ul style="list-style-type: none"> A. Petroleum product management. B. Process chemical management. C. Fueling procedures. D. Proper procedures for using fertilizer, herbicides, and pesticides. <p>Sector V</p> <p>As part of the employee training program, the Permittee shall address the following activities:</p> <ul style="list-style-type: none"> A. Use of reused and recycled waters; B. Solvents management; C. Proper disposal of dyes; and D. Proper disposal of petroleum products and spent lubricants. [Minn. R. 7000]
5.77.337	<p>Industrial Stormwater Intervention Limits. [Minn. R. 7000]</p>
5.77.338	<p>Each quarterly sample may be collected at any time during the calendar quarter. Quarterly sample results shall be averaged annually, and the annual quarterly average shall be compared to the intervention limit to determine if the intervention limit has been met or exceeded. [Minn. R. 7090]</p>
5.77.339	<p>The Permittee shall comply with the benchmark monitoring procedures and sample collection methods in accordance with the Benchmark Monitoring Fact Sheet on the following website: https://www.pca.state.mn.us/water/industrial-stormwater-individual-ndpes-sds-wastewater-permits-compliance-and-guidance. For the purposes of this permit, Benchmark Monitoring is reflected as intervention limits in the Limits and Monitoring section of this permit. [Minn. R. 7090]</p>
5.77.340	<p>An exceedance of an applicable intervention limit does not constitute a violation under this permit.</p>

	<p>However, the Permittee is required to perform any necessary corrective action(s) to address stormwater control measures, including the maintenance or implementation of BMPs, when an exceedance of an applicable intervention limit occurs. Failure to respond to intervention limit exceedances is a violation of the permit. [Minn. R. 7090]</p>
5.77.341	<p>The Permittee shall complete the following steps if intervention limits are exceeded:</p> <ul style="list-style-type: none">A. Collect at least one sample in the following quarter at the benchmark monitoring location(s) where exceedance(s) have occurred. Calculate the average of the four most recent quarters and compare this new average with the applicable intervention limit(s);B. Modify the SWPPP and document all corrective actions necessary to meet the applicable intervention limits, including improvements to BMPs;C. Initiate modifications and upgrade the SWPPP and BMPs immediately, but no later than 14 days beyond discovery of an intervention limit exceedance; andD. Install a new or repair an existing control measure to make it operational as soon as possible.<ul style="list-style-type: none">i. If the Permittee is unable to complete the installation or repair within 14 calendar days, the Permittee shall document why it is infeasible within the 14-day timeframe.ii. Identify a schedule for completing the work, and document as soon as practicable after the 14-day timeframe but no longer than 45 days after discovery. <p>Include all documentation within or as an attachment to the SWPPP. [Minn. R. 7090]</p>
5.77.342	<p>Records. [Minn. R. 7000]</p>
5.77.343	<p>The SWPPP shall be retained for the duration of the permit. A copy of the SWPPP shall remain on the permitted site whenever Permittee staff is on the site and be available upon request. The Permittee shall maintain the following records for the period of permit coverage:</p> <ul style="list-style-type: none">A. Dates and findings of inspections;B. Completed corrective actions;C. Documentation of all changes to the SWPPP; andD. A copy of all annual reports. [Minn. R. 7090]
5.77.344	<p>Reporting. [Minn. R. 7000]</p>
5.77.345	<p>The Permittee shall submit a stormwater annual report: Due annually, by the 31st of March of each year following permit issuance. The Permittee shall submit the Annual Report online through the electronic submittal system e-Services. [Minn. R. 7090]</p>
5.77.346	<p>The Annual Report must cover those portions of the previous calendar year the Permittee had authorization to discharge industrial stormwater. The Annual Report must include, at a minimum, the following information:</p> <ul style="list-style-type: none">A. A summary of inspection dates, findings, and any BMP maintenance the Permittee conducted during the course of the reporting year;B. The results of any inspection requirements involving oil and grease, as described in the Sector-Specific Requirements section of this permit, if applicable;C. A confirmation that the SWPPP accurately reflects facility conditions;D. A confirmation that newly-exposed significant materials (if any) are identified and that the Permittee modifies the SWPPP to address them;E. A confirmation that the Permittee conducts a review of impaired waters and that the Permittee modifies the SWPPP to address applicable permit requirements of the Stormwater Pollution Prevention Plan and Benchmark Monitoring Requirements sections of this permit, if necessary;F. A confirmation that the Permittee meets the review requirements of USEPA-approved TMDLs that may apply to the facility;G. A description of any SWPPP modification the Permittee makes in accordance with the Stormwater Pollution Prevention Plan section of this permit, including any information supporting the use of a monitoring waiver outlined in the Benchmark Monitoring Requirements Section of this permit;H. A list of all spills and leaks (as pursuant to Minn. Stat. 115.061) occurring at the facility during the reporting year; andI. If applicable, a summary of all facility mobile industrial activities. At a minimum, the summary

	<p>must include a description (including SIC code and/or narrative activity), locations of the mobile industrial activity (including latitude and longitude coordinates), and length of time of the mobile industrial activity occurrence(s).</p> <p>J. For any stormwater monitoring stations that contained any PFAS compound above a MDH Health Based Value (HBV) or MPCA site specific criteria or water quality standard, the report shall include an evaluation and detailed description of the methods and technologies that will be used to eliminate the discharge of stormwater to surface water exceeding the water quality criteria and/or HBV for unsaturated zone discharges. The evaluation and methods considered shall include, but are not limited to, the following:</p> <ul style="list-style-type: none"> a. Eliminating exposure via removing the source(s) and/or covering the source(s) of PFAS. b. Removing collected stormwater from basins via truck and hauling to PFAS treatment (e.g., Building 150, temporary granular activated carbon (GAC) vessels, available Phase 3 treatment system capacity, etc.). c. Diverting additional stormwater into subsurface stormwater capture systems for pumping to PFAS treatment. d. Existing stormwater basins to prevent PFAS discharges to the unsaturated zone. e. Creating additional stormwater basins to provide additional retention capacity prior to PFAS treatment. f. Timeline for implementation. <p>K. A detailed narrative describing the operation and maintenance procedures utilized for PFAS treatment of stormwater that monitored for PFAS breakthrough. Response procedures in place to ensure that PFOS is consistently non-detect after treatment so as to determine changeout frequency consistent with optimizing the technologies shall also be included.</p> <p>L. An analysis of PFAS results from all stormwater monitoring locations with visualizations including graphs depicting the most recent year's monitoring results compared to prior years.</p> <p>M. A visual overlay of calendar year average and maximum PFAS results for all monitoring locations and all parameters. [Minn. R. 7090]</p>
5.77.347	Industrial Stormwater Ponds and Infiltration Systems. [Minn. R. 7000]
5.77.348	Sector B, C, E, P, T, V, and Y industrial facilities may use designed infiltration systems or industrial stormwater ponds for stormwater management. Stormwater ponds/sedimentation basins shall be designed by a registered professional engineer and installed under the direct supervision of a registered professional engineer. If a new stormwater pond/sedimentation basin will be constructed, the Permittee shall follow the guidance located on the website at: http://www.pca.state.mn.us/r4ard68 . [Minn. R. 7090]
5.77.349	No outflow from a stormwater pond shall occur while sediment is being removed from the pond. The sediment removed from the pond shall be disposed of at a site at the facility which drains to the pond or at a landfill authorized to accept the material. [Minn. R. 7090]
5.77.350	Notification. [Minn. R. 7000]
5.77.351	If the Permittee has an industrial stormwater discharge and directly discharges into a regulated Municipal Separate Storm Sewer System (MS4), the Permittee shall notify the MS4 operator that they are discharging industrial stormwater into their storm sewer system. [Minn. R. 7090]
5.77.352	Additional Sector Specific Requirements. [Minn. R. 7000]
5.77.353	<p>Sector P</p> <p>Preventative Maintenance</p> <p>The Permittee shall describe and implement measures that prevent or minimize contamination of stormwater runoff from delivery vehicles carrying significant materials arriving at the facility. The Permittee shall have procedures ensuring overall integrity of the body or container and procedures to deal with leakage or spillage from vehicles or containers.</p> <p>The Permittee shall describe and implement measures that prevent or minimize contamination of surface runoff from oil-bearing equipment in switchyard areas. The Permittee shall use level grades and gravel surfaces to slow down flows and limit the spread of spills from oil-bearing equipment in switchyards, or collect runoff in perimeter ditches from these areas.</p>

	<p>Management of Runoff The Permittee shall describe and implement measures that prevent or minimize contamination of surface runoff from areas adjacent to disposal ponds or landfills. Develop procedures to reduce ash residue that the Permittee may track on to access roads by residue handling vehicles, and reduce ash residue on exit roads leading into and out of residue handling areas.</p> <p>Spill Response and Prevention Requirements The Permittee shall describe and implement measures to reduce the potential for an oil or chemical spill, or reference the appropriate part of the facility SPCC plan. Visually inspect the structural integrity of all aboveground tanks, pipelines, pumps, and related equipment, and conduct any necessary repairs, pursuant to Minnesota tanks program requirements. [Minn. R. 7000]</p>
5.77.354	<p>Sector T</p> <p>Potential Pollutant Sources The Permittee shall describe the following additional sources that have potential pollutants associated with them: A. Grit, screenings, and other solids handling. B. Sludge drying beds. C. Dried sludge piles. D. Compost piles. E. Septage or hauled waste receiving station. F. Access roads and rail lines. [Minn. R. 7090.80, 9]</p>
5.77.355	<p>Sector V</p> <p>Preventative Maintenance The Permittee shall describe and implement measures that prevent or minimize contamination of stormwater from material handling operations by using the following: A. Spill and overflow protection; and B. Covering or enclosing areas where the transfer of materials occurs. The Permittee shall address the replacement or repair of leaking connections, valves, transfer lines, and pipes that carry chemicals, dyes, or wastewater. [Minn. R. 7090.80, 9]</p>
5.77.356	<p>Sector Y</p> <p>Industry Specific Maintenance Requirements The Permittee shall describe and implement specific controls to minimize contact of zinc with stormwater discharges by: A. Using chemicals purchased in pre-weighed, sealed polyethylene bags; B. Storing in-use materials in sealable containers; C. Ensuring an airspace between the container and the cover to minimize "puffing" losses when the Permittee opens the container; D. Using automatic dispensing and weighing equipment; and E. Replacing or repairing improperly operating dust collectors or baghouses. The Permittee shall describe and implement specific controls to minimize contact of plastic resin pellets with stormwater discharges. [Minn. R. 7090.3060]</p>
	Total Residual Oxidants
5.78.357	General Requirements. [Minn. R. 7001]
5.78.358	Total Residual Chlorine (TRC) shall be analyzed immediately. This means within 15 minutes or less of sample collection. [40 CFR 136.6]
5.78.359	A Reporting Limit (RL) shall be established for this parameter. This must be based on the analysis of a standard at or below the RL. [Minn. R. 7001]
5.78.360	A RL of 0.04 mg/L is considered in compliance with the 0.038 mg/L limit. [Minn. R. 7001]

5.78.361	The RL shall be verified against a known standard at least monthly during the monitoring period. For successful verification, the standard needs to be recovered at +/- 40% of the actual value. [Minn. R. 7001]
5.78.362	Monitoring results below the RL should be reported as "<" the RL. If the RL is 0.01 mg/L, based on the analysis of a standard at or below that level, and a parameter is not detected at a value of 0.01 mg/L or greater, the concentration shall be reported as "<0.01 mg/L." The symbol "<" means "less than." [Minn. R. 7001]
5.78.363	Compliance with a Daily Maximum Limit. [Minn. R. 7001]
5.78.364	Compliance with a Daily Maximum limit for Total Residual Chlorine (TRC) concentration limits can be evaluated using one of the two following methods. [State Definitions]
5.78.365	Single Sample Value - A single sample taken in a 24-hour period with a value of 0.038 mg/L or less is considered in compliance. [Minn. R. 7001]
5.78.366	Multiple Sample Value - If the single value sample is greater than 0.038 mg/L, an average can be calculated using two to twelve samples analyzed in a 24-hour period. To calculate using multiple samples: A. The second sample shall be taken two hours after the initial sample; and B. Subsequent samples shall be taken at one-hour intervals not to exceed twelve samples in a 24-hour period The average value of the multiple samples must be 0.038 mg/L or less to be considered in compliance. Values below the RL for TRC are assumed to be zero for averaging purposes only. [Minn. R. 7001]
	Total Facility Requirements (NPDES/SDS)
5.79.367	Definitions. Refer to the Permit User's Manual found on the MPCA's website at https://www.pca.state.mn.us/sites/default/files/wq-wwtp7-09.pdf for standard definitions. [Minn. R. 7001]
5.79.368	Incorporation by Reference. This permit incorporates the following applicable federal and state laws applicable to the Permittee and enforceable parts of this permit: 40 CFR pts. 122.41, 122.42, 136, 403 and 503; Minn. R. chs. 7001, 7041, 7045, 7050, 7052, 7053, 7060, and 7080; and Minn. Stat. chs. 115 and 116. [Minn. R. 7001]
5.79.369	Permittee Responsibility. The Permittee shall perform the actions or conduct the activity authorized by this permit in compliance with the conditions of the permit and, if required, in accordance with the plans and specifications approved by the MPCA. [Minn. R. 7001.0150, subp. 3(E)]
5.79.370	Toxic Discharges Prohibited. Whether or not this permit includes effluent limitations for toxic pollutants, the Permittee shall not discharge a toxic pollutant except according to 40 CFR pts. 400 to 460 and Minn. R. chs. 7050, 7052, 7053 and any other applicable MPCA rules. [Minn. R. 7001.1090, subp. 1(A)]
5.79.371	Nuisance Conditions Prohibited. The Permittee's discharge shall not cause any nuisance conditions including, but not limited to: floating solids, scum and visible oil film, excessive suspended solids, material discoloration, obnoxious odors, gas ebullition, deleterious sludge deposits, undesirable slimes or fungus growths, aquatic habitat degradation, excessive growths of aquatic plants, acutely toxic conditions to aquatic life, or other adverse impact on the receiving water. [Minn. R. 7050.0210, subp. 2]
5.79.372	Property Rights. This permit does not convey a property right or an exclusive privilege. [Minn. R. 7001.0150, subp. 3(C)]
5.79.373	Liability Exemption. In issuing this permit, the State and the MPCA assume no responsibility for damage to persons, property, or the environment caused by the activities of the Permittee in the conduct of its actions, including those activities authorized, directed, or undertaken under this permit. To the extent the State and the MPCA may be liable for the activities of its employees, that liability is explicitly limited to that provided in the Tort Claims Act. [Minn. R. 7001.0150, subp. 3(O)]
5.79.374	The MPCA's issuance of this permit does not obligate the MPCA to enforce local laws, rules, or plans

	beyond what Minnesota statutes authorize. [Minn. R. 7001.0150, subp. 3(D)]
5.79.375	Liabilities. The MPCA's issuance of this permit does not release the Permittee from any liability, penalty, or duty imposed by Minnesota or federal statutes or rules or local ordinances, except the obligation to obtain the permit. [Minn. R. 7001.0150, subp. 3(A)]
5.79.376	The issuance of this permit does not prevent the future adoption by the MPCA of pollution control rules, standards, or orders more stringent than those now in existence and does not prevent the enforcement of these rules, standards, or orders against the Permittee. [Minn. R. 7001.0150, subp. 3(B)]
5.79.377	Severability. The provisions of this permit are severable and, if any provisions of this permit or the application of any provision of this permit to any circumstance are held invalid, the application of such provision to other circumstances and the remainder of this permit shall not be affected thereby. [Minn. R. 7001]
5.79.378	Compliance with Other Rules and Statutes. The Permittee shall comply with all applicable air quality, solid waste, and hazardous waste statutes and rules in the operation and maintenance of the facility. [Minn. R. 7001]
5.79.379	Inspection and Entry. When authorized by Minn. Stat. ch. 115.04, 115B.17, subd. 4, and 116.091, and upon presentation of proper credentials, the Permittee shall allow the MPCA, or an authorized employee or agent of the MPCA, to enter at reasonable times upon the property of the Permittee to examine and copy books, papers, records, or memoranda pertaining to the construction, modification, or operation of the facility covered by the permit or pertaining to the activity covered by the permit; and to conduct surveys and investigations, including sampling or monitoring, pertaining to the construction, modification, or operation of the facility covered by the permit or pertaining to the activity covered by the permit. [Minn. R. 7001.0150, subp. 3(I)]
5.79.380	Control Users. The Permittee shall regulate the users of its facility to prevent the introduction of pollutants or materials that may result in the inhibition or disruption of the conveyance system, treatment facility or processes, or disposal system that would contribute to the violation of the conditions of this permit or any federal, state, or local law or regulation. [Minn. R. 7001.0150, subp. 3(F)]
5.79.381	Sampling. [Minn. R. 7001]
5.79.382	Representative Sampling. The Permittee shall conduct samples and measurements required by this permit as specified in this permit and shall be representative of the discharge or monitored activity. [Minn. R. 7001.0150, subp. 2(B)]
5.79.383	Additional Sampling. If the Permittee monitors more frequently than required, they shall report the results and the frequency of monitoring on their eDMR for that reporting period. [Minn. R. 7001.1090, subp. 1(E)]
5.79.384	Certified/Accredited Laboratory. A laboratory accredited by the Minnesota Department of Health [Minn. R. 4740.2010 through Minn. R. 4740.2120] and/or certified by the MPCA [Minn. R. 7001.4310 through Minn. R. 7001.4390] shall conduct analyses required by this permit, unless approved in writing by the MPCA. A certified/accredited laboratory does not need to complete analyses of dissolved oxygen, pH, temperature, specific conductance, and total residual oxidants (chlorine, bromine). Those analyses shall comply with 40 CFR pt. 136. Dissolved oxygen, pH, and total residual oxidants must be performed on-site. Follow the manufacturer's specifications for equipment maintenance and use. [Minn. R. 4740.2010-4740.2120, Minn. R. 7001.4310-7001.4390]
5.79.385	Sample Preservation and Procedure. Sample preservation and test procedures for the analysis of pollutants shall conform to 40 CFR pt. 136 and Minn. R. 7041.3200. [Minn. R. 7001.0150, subp. 2(B), Minn. R. 7041.3200]
5.79.386	Equipment Calibration. The Permittee shall check and/or calibrate flow meters, pumps, flumes, lift stations, or other flow monitoring equipment used for purposes of determining compliance (within plus or minus ten percent of the true flow values) with permit requirements at least twice annually. [Minn. R. 7001.0150, subp. 2(B & C)]
5.79.387	Maintain Records. The Permittee shall keep the records required by this permit for at least three years, including any calculations, original recordings from automatic monitoring instruments, and laboratory sheets. The Permittee shall extend these record retention periods upon request of the

	<p>MPCA. The Permittee shall maintain records for each sample and measurement. The records shall include the following information:</p> <ul style="list-style-type: none">A. The exact place, date, and time of the sample or measurement;B. The date and time of analysis;C. The name of the person who performed the sample collection, measurement, analysis, or calculation;D. The analytical techniques, procedures, and methods used; andE. The results of the analysis. [Minn. R. 7001.0150, subp. 2(C)]
5.79.388	<p>Completing Reports. The Permittee shall submit the results of the required sampling and monitoring activities on the forms provided, specified, or approved by the MPCA. The Permittee shall record the information in the specified areas on those forms and in the units specified.</p> <p>Required forms may include a Sample Values Form. If required, the Permittee shall record individual values for each sample and measurement on the Sample Values Form provided by the MPCA. The Permittee shall submit Sample Values Form with the appropriate eDMRs. The Permittee may design and use their own Sample Values Form; however, the Permittee shall not use their form until the MPCA reviews and approves the form.</p> <p>Note: The Permittee shall also record required summary information on their eDMR. Permittee submitted summary information contained only on the Sample Values Form does not comply with reporting requirements. [Minn. R. 7001.0150, subp. 2(B), Minn. R. 7001.1090, subp. 1(D)]</p>
5.79.389	<p>Submitting Reports. The Permittee shall submit eDMRs, Sample Values Forms, and other supplemental attachment forms via MPCA e-Services after the MPCA approves their authorization request.</p> <p>The Permittee shall electronically submit eDMRs, Sample Values Forms, and other supplemental attachment forms by the 21st day of the month following the sampling period or otherwise as specified in this permit. The Permittee shall complete eDMR submittal on or before 11:59 p.m. of the 21st day of the month following the sampling period or as otherwise specified in this permit. The Permittee shall submit an eDMR for each required station even if no discharge occurred during the reporting period.</p> <p>The Permittee shall submit other reports required by this permit electronically. The Permittee shall submit reports by the date specified in this permit. The Permittee shall submit on or before 11:59 p.m. on the date specified in this permit.</p> <p>Electronically: wq.submittals.mpca@state.mn.us Include Water quality submittals form: www.pca.state.mn.us/sites/default/files/wq-wwprm7-71.docx. [Minn. R. 7001.0150, subp. 2(B), Minn. R. 7001.0150, subp. 3(H)]</p>
5.79.390	<p>Incomplete or Incorrect Reports. The Permittee shall immediately submit an electronically amended report or eDMR to the MPCA upon discovery by the Permittee or notification by the MPCA that it has submitted an incomplete or incorrect report or eDMR. The amended report or eDMR shall contain the missing or corrected data along with a comment on the eDMR explaining the circumstances of the incomplete or incorrect report. If it is impossible to amend the report or eDMR electronically, the Permittee shall immediately notify the MPCA and the MPCA will provide direction for the amendment submittals. [Minn. R. 7001.0150, subp. 3(G)]</p>
5.79.391	<p>Required Signatures. The Permittee or the duly authorized representative of the Permittee shall sign all eDMRs, forms, reports, and other documents submitted to the MPCA per Minn. R. 7001.0150, subp. 2(D). The person or persons who sign the eDMRs, forms, reports, or other documents shall certify that he or she understands and complies with the certification requirements of Minn. R. chs. 7001.0070 and 7001.0540, including the penalties for submitting false information. A registered professional engineer shall certify technical documents, such as design drawings and</p>

	specifications, and engineering studies submitted as part of a permit application or by permit conditions. [Minn. R. 7001.0540]
5.79.392	<p>Reporting Limit (RL). The Permittee shall report monitoring results below the RL of a particular instrument as "<" the value of the RL. For example, if an instrument has a RL of 0.1 mg/L and a parameter is not detected at a value of 0.1 mg/L or greater, the Permittee shall report the concentration as "< 0.1 mg/L." The Permittee shall not use "non-detected," "undetected," "below detection limit," or "zero" when reporting results. The MPCA considers these terms as permit reporting violations.</p> <p>Where sample values are less than the RL and the permit requires reporting of an average, the Permittee shall calculate the average as follows:</p> <p>A. If some values are less than (<) the RL, substitute zero for all non-detectable values to use in the average calculation;</p> <p>B. If all values are less than (<) the RL, calculate the average and report as < the RL average concentration; and</p> <p>C. To calculate a mass loading with a less than (<) the RL concentration, use the RL value in the calculation and then add the "<" to the product of the concentration and the volume.</p> <p>[Minn. R. 7001.0150, subp. 2(B)]</p>
5.79.393	<p>Records. The Permittee shall, when requested by the MPCA, submit within a reasonable time the information and reports that are relevant to the control of pollution regarding the construction, modification, or operation of the facility covered by the permit or regarding the conduct of the activity covered by the permit. [Minn. R. 7001.0150, subp. 3(H)]</p>
5.79.394	<p>Confidential Information. Except for data determined to be confidential according to Minn. Stat. ch. 116.075, subd. 2, all reports required by this permit are available for public inspection. The MPCA does not consider effluent data confidential. To request the MPCA maintain data as confidential, the Permittee shall follow Minn. R. 7000.1300. [Minn. R. 7000.1300]</p>
5.79.395	<p>Noncompliance and Enforcement. [Minn. R. 7001]</p>
5.79.396	<p>Subject to Enforcement Action and Penalties. Noncompliance with a term or condition of this permit subjects the Permittee to penalties provided by federal and state law set forth in section 309 of the Clean Water Act; United States Code, title 33, section 1319, as amended; and in Minn. Stat. ch. 115.071 and 116.072, including monetary penalties, imprisonment, or both.</p> <p>[Minn. R. 7001.1090, subp. 1(B)]</p>
5.79.397	<p>Criminal Activity. The Permittee shall not knowingly make a false statement, representation, or certification in a record or other document submitted to the MPCA. A person who falsifies a report or document submitted to the MPCA, or tampers with, or knowingly renders inaccurate a monitoring device or method that requires maintenance under this permit is subject to criminal and civil penalties provided by federal and state law.</p> <p>[Minn. R. 7001.0150, subp. 3(G), Minn. R. 7001.1090, subp. 1(G & H), Minn. Stat. ch. 609.671, subd. 1]</p>
5.79.398	<p>Noncompliance Defense. It shall not be a defense for the Permittee in an enforcement action that it would have been necessary to halt or reduce the permitted activity in order to maintain compliance with the conditions of this permit. [40 CFR 122.41(c)]</p>
5.79.399	<p>Effluent Violations. If sampling by the Permittee indicates a violation of any discharge limitation specified in this permit, the Permittee shall immediately make every effort to verify the violation by collecting additional samples, if appropriate, investigate the cause of the violation, and take action to prevent future violations.</p> <p>If the Permittee discovers that noncompliance with a condition of the permit occurred and that the noncompliance could endanger human health, public drinking water supplies, or the environment, the Permittee shall within 24 hours of the discovery of the noncompliance orally notify the Commissioner and submit a written description of the noncompliance within five days of the discovery.</p>

	<p>If the Permittee discovers other noncompliance that does not explicitly endanger human health, public drinking water supplies, or the environment, the Permittee shall report the description of noncompliance within 30 days of the discovery. If no eDMR is required within 30 days, the Permittee shall submit a written report including the description of noncompliance within 30 days of the discovery of the noncompliance. This description shall include the following information:</p> <p>A. A description of the event including volume, duration, monitoring results, and receiving waters;</p> <p>B. The cause of the event;</p> <p>C. The steps taken to reduce, eliminate, and prevent reoccurrence of the event;</p> <p>D. The exact dates and times of the event; and</p> <p>E. Steps taken to reduce any adverse impact resulting from the event.</p> <p>[Minn. R. 7001.0150, subp. 3(K)]</p>
5.79.400	<p>Upset Defense. In the event of temporary noncompliance with applicable effluent limitation(s) resulting from an upset at the Permittee's facility due to factors beyond the control of the Permittee, the Permittee has an affirmative defense to an enforcement action brought by the MPCA as a result of the noncompliance if the Permittee demonstrates by a preponderance of competent evidence:</p> <p>A. The specific cause of the upset;</p> <p>B. That the upset was unintentional;</p> <p>C. That the upset resulted from factors beyond the reasonable control of the Permittee and did not result from operational error, improperly designed treatment facilities, inadequate treatment facilities, lack of preventative maintenance, or increases in production which are beyond the design capability of the treatment facilities;</p> <p>D. That at the time of the upset the facility was being properly operated;</p> <p>E. That the Permittee properly notified the Commissioner of the upset in accordance with Minn. R. 7001.1090, subp. 1(I); and</p> <p>F. That the Permittee implemented the remedial measures required by Minn. R. 7001.0150, subp. 3(J). [Minn. R. 7001.1090]</p>
5.79.401	<p>Release. [Minn. R. 7001]</p>
5.79.402	<p>Unauthorized Releases of Wastewater Prohibited. This permit prohibits overflows, discharges, spills, or other releases of wastewater or materials to the environment, whether intentional or not, except for discharges from outfalls specifically authorized by this permit. The MPCA will consider the Permittee's compliance with permit requirements, frequency of release, quantity, type, location, and other relevant factors when determining appropriate action.</p> <p>[40 CFR 122.41, Minn. Stat. ch. 115.061]</p>
5.79.403	<p>Discovery of a Release. Upon discovery of a release, the Permittee shall:</p> <p>A. Take all reasonable steps to immediately end the release;</p> <p>B. Notify the Minnesota Department of Public Safety Duty Officer at 800-422-0798 or 651-649-5451 (metro area) immediately upon discovery of the release. The Permittee may contact the MPCA during business hours at 800-657-3864 or 651-296-6300 (metro area); and</p> <p>C. Recover as rapidly and as thoroughly as possible all substances and materials released or immediately take other action as may be reasonably possible to minimize or abate pollution to waters of the state or potential impacts to human health caused thereby. If the Permittee cannot immediately or completely recover the released materials or substances, the Permittee shall contact the MPCA. If directed by the MPCA, the Permittee shall consult with other local, state, or federal agencies (such as the Minnesota Department of Natural Resources and/or the Wetland Conservation Act authority) for implementation of additional clean up or remediation activities in wetland or other sensitive areas. [Minn. R. 7001.1090]</p>
5.79.404	<p>Sampling of a Release. Upon discovery of a release, the Permittee shall:</p> <p>A. Collect representative samples of the release. The Permittee shall sample the release for permitted effluent parameters and other parameters of concern immediately following discovery of the release. The Permittee may contact the MPCA during business hours to discuss the sampling parameters and protocol. In addition, the Permittee shall collect fecal coliform bacteria samples where the Permittee determines that the release contains or may contain sewage. If the Permittee</p>

	<p>cannot immediately stop the release, the Permittee shall consult with the MPCA regarding additional sampling requirements. The Permittee shall collect samples at least, but not limited to, two times per week for as long as the release continues; and</p> <p>B. Submit the sampling results on the Release Report located on the MPCA's website at https://www.pca.state.mn.us/business-with-us/discharge-monitoring-reports.</p> <p>The Permittee shall submit the Release Report to the MPCA with the next eDMR or within 30 days, whichever is sooner. [Minn. R. 7001.1090]</p>
5.79.405	Bypass. [Minn. R. 7001]
5.79.406	<p>Anticipated Bypass. The Permittee may allow any bypass to occur that does not cause effluent limitation exceedances, but only if the bypass is for essential maintenance to assure efficient operation of the facility. The Permittee shall submit prior notice to the MPCA at least ten days before the date of the bypass, if possible. The notice of the need for an anticipated bypass shall include the following information:</p> <p>A. The proposed date and estimated duration of the bypass;</p> <p>B. The alternatives to bypassing; and</p> <p>C. A proposal for effluent sampling during the bypass. Any bypass wastewater shall enter waters of the state from outfalls specifically authorized by this permit. Therefore, the Permittee shall collect samples at the frequency and location identified in this permit or two times per week for as long as the bypass continues, whichever is more frequent.</p> <p>[40 CFR 122.41(m)(2 & 3), Minn. R. 7001.1090, subp. 1(J)]</p>
5.79.407	<p>This permit prohibits all other bypasses. The MPCA may take enforcement action against the Permittee for a bypass, unless the specific conditions described in Minn. R. 7001.1090 subp. 1(K) and 40 CFR 122.41(m)(4)(i) are met.</p> <p>In the event of an unanticipated bypass, the Permittee shall:</p> <p>A. Take all reasonable steps to immediately end the bypass;</p> <p>B. Notify the Minnesota Department of Public Safety Duty Officer at 800-422-0798 or 651-649-5451 (metro area) immediately upon commencement of the bypass. The Permittee may contact the MPCA during business hours at 800-657-3864 or 651-296-6300 (metro area);</p> <p>C. Immediately take action as may be reasonably possible to minimize or abate pollution to waters of the state or potential impacts to human health caused thereby. If directed by the MPCA, the Permittee shall consult with other local, state, or federal agencies for implementation of abatement, clean up, or remediation activities; and</p> <p>D. Only allow bypass wastewater as specified in this section to enter waters of the state from outfalls specifically authorized by this permit. The Permittee shall collect samples at the frequency and location identified in this permit or two times per week for as long as the bypass continues, whichever is more frequent. The Permittee shall also follow the reporting requirements for effluent violations as specified in this permit.</p> <p>[40 CFR 122.41(m)(4)i, Minn. R. 7001.1090, subp. 1(K), Minn. Stat. ch. 115.061]</p>
5.79.408	Operation and Maintenance. [Minn. R. 7001]
5.79.409	<p>The Permittee shall at all times properly operate and maintain the facilities and systems of treatment and control, and the appurtenances related to them which are installed or used by the Permittee to achieve compliance with the conditions of the permit. Proper operation and maintenance includes effective performance, adequate funding, adequate operator staffing and training, and adequate laboratory and process controls, including appropriate quality assurance procedures. The Permittee shall install and maintain appropriate backup or auxiliary facilities if they are necessary to achieve compliance with the conditions of the permit and, for all permits other than hazardous waste facility permits, if these backup or auxiliary facilities are technically and economically feasible. [Minn. R. 7001.0150, subp. 3(F)]</p>
5.79.410	<p>In the event of a reduction or loss of effective treatment of wastewater at the facility, the Permittee shall control production or curtail discharges to the extent necessary to maintain compliance with the terms and conditions of this permit. The Permittee shall continue this control or curtailment</p>

	until they restore facility treatment processes or until the Permittee provides an alternative method of treatment. [Minn. R. 7001.1090, subp. 1(C)]
5.79.411	Solids Management. The Permittee shall properly store, transport, and manage biosolids, septage, sediments, residual solids, filter backwash, screenings, oil, grease, and other substances so that pollutants do not enter surface waters or groundwaters of the state. The Permittee shall manage solids in accordance with local, state, and federal requirements. [40 CFR 503, Minn. R. 7041]
5.79.412	Scheduled Maintenance. The Permittee shall schedule maintenance of the treatment works during non-critical water quality periods to prevent water quality degradation, except where the facility requires emergency maintenance to prevent a condition that would be detrimental to water quality or human health. [Minn. R. 7001.0150, subp. 2(B), Minn. R. 7001.0150, subp. 3(F)]
5.79.413	Control Tests. The Permittee shall conduct in-plant control tests at a frequency adequate to ensure compliance with the conditions of this permit. [Minn. R. 7001.0150, subp. 2(B), Minn. R. 7001.0150, subp. 3(F)]
5.79.414	Changes to the Facility or Permit. [Minn. R. 7001]
5.79.415	Permit Modifications. Except as provided under Minn. Stat. ch. 115.07, subd. 1 and 3, no person required by statute or rule to obtain a permit may construct, install, modify, or operate the facility to be permitted, nor shall a person commence an activity for which a permit is required by statute or rule until the MPCA issues a written permit for the facility or activity. Permittees that propose to make changes to the facility or discharge that requires permit modification shall follow Minn. R. 7001.0190. If the Permittee cannot determine whether the proposed changes require a permit modification, the Permittee shall contact the MPCA prior to any action. The MPCA recommends that Permittees submit the application for permit modification to the MPCA at least 180 days prior to the planned change. [Minn. R. 7001.0030]
5.79.416	This permit does not require plans, specifications, and MPCA approval when maintenance dictates the need for installation of new equipment, provided the equipment is the same design size and has the same design intent. For instance, Permittees can replace a broken pipe, lift station pump, aerator, or blower with the same design-sized equipment without MPCA approval. If this permit does not expressly authorize the Permittee proposed construction, the MPCA may require a permit modification. If the proposed construction project requires an Environmental Assessment Worksheet under Minn. R. 4410, no construction shall begin until the MPCA issues a negative declaration and the Permittee receives or implements all approvals. [Minn. R. 7001.0030]
5.79.417	Report Changes. The Permittee shall give advance notice as soon as possible to the MPCA of any substantial changes in operational procedures, activities that may alter the nature or frequency of the discharge, and/or material factors that may affect compliance with the conditions of this permit. [Minn. R. 7001.0150, subp. 3(M)]
5.79.418	Chemical Additives. The Permittee shall receive prior written approval from the MPCA before increasing the use of a chemical additive authorized by this permit, or using a chemical additive not authorized by this permit, in quantities or concentrations that have the potential to change the characteristics, nature, and/or quality of the discharge. The Permittee shall request approval for an increase or new use of a chemical additive at least 60 days, or as soon as possible, before the proposed increase or new use. The Permittee shall include at least the following information for the proposed additive as instructed in the chemical additive approvals section on the MPCA's website at https://www.pca.state.mn.us/business-with-us/wastewater-permit-additional-guidance-and-information : A. The process for which the additive will be used; B. Safety Data Sheet (SDS) which shall include aquatic toxicity, human health, and environmental fate information for the proposed additive. The aquatic toxicity information shall include at minimum the results of: a) a 48-hour LC50 or EC50 acute study for a North American freshwater

	<p>planktonic crustacean (either Ceriodaphnia or Daphnia sp.) and b) a 96-hour LC50 acute study for rainbow trout, bluegill, or fathead minnow or another North American freshwater aquatic species other than a planktonic crustacean;</p> <p>C. A complete product use and instruction label;</p> <p>D. The commercial and chemical names and Chemical Abstract Survey (CAS) number for all ingredients in the additive (If the SDS does not include information on chemical composition, including percentages for each ingredient totaling to 100%, the Permittee shall contact the supplier to have this information provided); and</p> <p>E. The proposed method of application, application frequency, concentration, and daily average and maximum rates of use.</p> <p>Upon review of the information submitted regarding the proposed chemical additive, the MPCA may require additional information be submitted for consideration. This permit may be modified to restrict the use or discharge of a chemical additive and include additional influent and effluent monitoring requirements. Approval for the use of an additive shall not justify the exceedance of any effluent limitation nor shall it be used as a defense against pollutant levels in the discharge causing or contributing to the violation of a water quality standard. [Minn. R. 7001.0170]</p>
5.79.419	<p>MPCA Initiated Permit Modification, Suspension, or Revocation. The MPCA may modify or revoke and reissue this permit pursuant to Minn. R. 7001.0170. The MPCA may revoke without reissuance of this permit pursuant to Minn. R. 7001.0180. [Minn. R. 7001.0170, Minn. R. 7001.0180]</p>
5.79.420	<p>Total Maximum Daily Load (TMDL) Impacts. The MPCA may require facilities that discharge to an impaired surface water, watershed, or drainage basin to comply with additional permits or permit requirements. These requirements can include additional restriction or relaxation of limits and monitoring as authorized by the CWA 303(d)(4)(A) and 40 CFR ch. 122.44(l)(2)(i), necessary to ensure consistency with the assumptions and requirements of any applicable EPA approved wasteload allocations resulting from TMDL studies. [40 CFR 122.44(l)(2)(i)]</p>
5.79.421	<p>Permit Transfer. This permit is not transferable to any person without the express written approval of the MPCA after compliance with the requirements of Minn. R. 7001.0190. A person who receives permit transference shall comply with the conditions of this permit. [Minn. R. 7001.0150, subp. 3(N)]</p>
5.79.422	<p>Facility Closure. The Permittee is responsible for closure and post-closure care of the facility. The Permittee shall notify the MPCA of a significant reduction or cessation of the activities described in this permit at least 180 days before the reduction or cessation. The MPCA may require the Permittee to provide a Facility Closure Plan to the MPCA for approval.</p> <p>The MPCA may require a permit modification or reissuance for facility closure that could result in a potential long-term water quality concern, such as the ongoing discharge of wastewater to surface or groundwater.</p> <p>The MPCA may require the Permittee to establish and maintain financial assurance to ensure performance of certain obligations under this permit, including closure, post-closure care, and remedial action at the facility. If the MPCA requires financial assurance, the MPCA shall approve the amount and type of financial assurance, and proposed modifications to previously MPCA-approved financial assurance. [Minn. Stat. ch. 116.07, subd. 4]</p>
5.79.423	<p>Permit Reissuance. If the Permittee desires to continue permit coverage beyond the date of permit expiration, the Permittee shall submit an application for permit reissuance: Due by 180 days prior to permit expiration. [Minn. R. 7001.0040]</p>
5.79.424	<p>If the Permittee does not intend to continue the activities authorized by this permit after the expiration date of this permit, the Permittee shall notify the MPCA in writing at least 180 days before permit expiration. If the Permittee has submitted a timely application for permit reissuance, the Permittee may continue to conduct the activities authorized by this permit, in compliance with the requirements of this permit, until the MPCA takes final action on the application, unless the MPCA determines any of the following:</p> <p>A. The Permittee is not in substantial compliance with the requirements of this permit, or with a stipulation agreement or compliance schedule designed to bring the Permittee into compliance with</p>

this permit;

B. The MPCA, as a result of an action or failure to act by the Permittee, has been unable to take final action on the application on or before the expiration date of the permit; or

C. The Permittee has submitted an application with major deficiencies or has failed to properly supplement the application in a timely manner after being informed of deficiencies.

[Minn. R. 7001.0040, Minn. R. 7001.0160]

DRAFT

6. Submittal action summary

SD 001	Effluent To Surface Water	
		Facility Specific Limit and Monitoring Requirements
		6.1.1 The Permittee shall submit a monthly DMR: Due by 21 days after the end of each calendar month following permit issuance. [Minn. R. 7001.0150, Subp. 2(B)]
		Priority Pollutant Requirements
	6.2.2	The Permittee shall monitor priority pollutants four times per year for the life of the permit for the following specified priority pollutants and thus shall submit a quarterly report: Due quarterly. [Minn. R. 7001]
SD 002	Effluent To Surface Water	
		Facility Specific Limit and Monitoring Requirements
		6.3.1 The Permittee shall submit a monthly DMR: Due by 21 days after the end of each calendar month following permit issuance. [Minn. R. 7001.0150, Subp. 2(B)]
		Priority Pollutant Requirements
	6.4.2	The Permittee shall monitor priority pollutants four times per year for the life of the permit for the following specified priority pollutants and thus shall submit a quarterly report: Due quarterly. [Minn. R. 7001]
SD 003	Effluent To Surface Water	
		Facility Specific Limit and Monitoring Requirements
		6.5.1 The Permittee shall submit a monthly DMR: Due by 21 days after the end of each calendar month following permit issuance. [Minn. R. 7001.0150, Subp. 2(B)]
		Chronic Toxicity Requirements
	6.6.2	The Permittee shall submit annual chronic toxicity test battery results: Due 180 calendar days after Permit Issuance Date annually thereafter. [Minn. R. 7001]
SD 009	Stormwater, Non-specific Runoff	
		Surface Discharge: Industrial Stormwater Sector K Requirements
	6.7.1	The Permittee shall submit a quarterly DMR: Due by 21 days after the end of each calendar quarter following permit issuance. [Minn. R. 7001.0150, Subp. 2(B)]
SD 010	Stormwater, Non-specific Runoff	
		Facility Specific Limit and Monitoring Requirements
	6.8.1	The Permittee shall submit a quarterly DMR: Due by 21 days after the end of each calendar quarter following permit issuance. [Minn. R. 7001.0150, Subp. 2(B)]

SD 011	Stormwater, Non-specific Runoff	
		Facility Specific Limit and Monitoring Requirements
	6.9.1	The Permittee shall submit a quarterly DMR: Due by 21 days after the end of each calendar quarter following permit issuance. [Minn. R. 7001.0150, Subp. 2(B)]
SD 012	Stormwater, Non-specific Runoff	
		Facility Specific Limit and Monitoring Requirements
	6.10.1	The Permittee shall submit a quarterly DMR: Due by 21 days after the end of each calendar quarter following permit issuance. [Minn. R. 7001.0150, Subp. 2(B)]
SD 013	Stormwater, Non-specific Runoff	
		Facility Specific Limit and Monitoring Requirements
	6.11.1	The Permittee shall submit a quarterly DMR: Due by 21 days after the end of each calendar quarter following permit issuance. [Minn. R. 7001.0150, Subp. 2(B)]
SD 014	Stormwater, Non-specific Runoff	
		Facility Specific Limit and Monitoring Requirements
	6.12.1	The Permittee shall submit a quarterly DMR: Due by 21 days after the end of each calendar quarter following permit issuance. [Minn. R. 7001.0150, Subp. 2(B)]
SD 015	Stormwater, Non-specific Runoff	
		Facility Specific Limit and Monitoring Requirements
	6.13.1	The Permittee shall submit a quarterly DMR: Due by 21 days after the end of each calendar quarter following permit issuance. [Minn. R. 7001.0150, Subp. 2(B)]
SD 016	Stormwater, Non-specific Runoff	
		Facility Specific Limit and Monitoring Requirements
	6.14.1	The Permittee shall submit a quarterly DMR: Due by 21 days after the end of each calendar quarter following permit issuance. [Minn. R. 7001.0150, Subp. 2(B)]
SD 017	Stormwater, Non-specific Runoff	
		Facility Specific Limit and Monitoring Requirements
	6.15.1	The Permittee shall submit a quarterly DMR: Due by 21 days after the end of each calendar quarter following permit issuance. [Minn. R. 7001.0150, Subp. 2(B)]
SD 018	Stormwater, Non-specific Runoff	
		Facility Specific Limit and Monitoring Requirements
	6.16.1	The Permittee shall submit a quarterly DMR: Due by 21 days after the end of each

		calendar quarter following permit issuance. [Minn. R. 7001.0150, Subp. 2(B)]
SD 019	Stormwater, Non-specific Runoff	
		Facility Specific Limit and Monitoring Requirements
	6.17.1	The Permittee shall submit a quarterly DMR: Due by 21 days after the end of each calendar quarter following permit issuance. [Minn. R. 7001.0150, Subp. 2(B)]
SD 020	Stormwater, Non-specific Runoff	
		Facility Specific Limit and Monitoring Requirements
	6.18.1	The Permittee shall submit a quarterly DMR: Due by 21 days after the end of each calendar quarter following permit issuance. [Minn. R. 7001.0150, Subp. 2(B)]
SD 021	Stormwater, Non-specific Runoff	
		Facility Specific Limit and Monitoring Requirements
	6.19.1	The Permittee shall submit a quarterly DMR: Due by 21 days after the end of each calendar quarter following permit issuance. [Minn. R. 7001.0150, Subp. 2(B)]
SD 022	Stormwater, Non-specific Runoff	
		Facility Specific Limit and Monitoring Requirements
	6.20.1	The Permittee shall submit a quarterly DMR: Due by 21 days after the end of each calendar quarter following permit issuance. [Minn. R. 7001.0150, Subp. 2(B)]
SD 023	Stormwater, Non-specific Runoff	
		Facility Specific Limit and Monitoring Requirements
	6.21.1	The Permittee shall submit a quarterly DMR: Due by 21 days after the end of each calendar quarter following permit issuance. [Minn. R. 7001.0150, Subp. 2(B)]
SD 024	Stormwater, Non-specific Runoff	
		Facility Specific Limit and Monitoring Requirements
	6.22.1	The Permittee shall submit a quarterly DMR: Due by 21 days after the end of each calendar quarter following permit issuance. [Minn. R. 7001.0150, Subp. 2(B)]
SD 025	Stormwater, Non-specific Runoff	
		Facility Specific Limit and Monitoring Requirements
	6.23.1	The Permittee shall submit a quarterly DMR: Due by 21 days after the end of each calendar quarter following permit issuance. [Minn. R. 7001.0150, Subp. 2(B)]
SD 026	Stormwater, Non-specific Runoff	

		Facility Specific Limit and Monitoring Requirements
	6.24.1	The Permittee shall submit a quarterly DMR: Due by 21 days after the end of each calendar quarter following permit issuance. [Minn. R. 7001.0150, Subp. 2(B)]
SD 027	Stormwater, Non-specific Runoff	
		Facility Specific Limit and Monitoring Requirements
	6.25.1	The Permittee shall submit a quarterly DMR: Due by 21 days after the end of each calendar quarter following permit issuance. [Minn. R. 7001.0150, Subp. 2(B)]
SD 028	Stormwater, Non-specific Runoff	
		Facility Specific Limit and Monitoring Requirements
	6.26.1	The Permittee shall submit a quarterly DMR: Due by 21 days after the end of each calendar quarter following permit issuance. [Minn. R. 7001.0150, Subp. 2(B)]
SD 029	Stormwater, Non-specific Runoff	
		Facility Specific Limit and Monitoring Requirements
	6.27.1	The Permittee shall submit a quarterly DMR: Due by 21 days after the end of each calendar quarter following permit issuance. [Minn. R. 7001.0150, Subp. 2(B)]
SW 001	Stream/River/Ditch, Upstream	
		Facility Specific Limit and Monitoring Requirements
	6.28.1	The Permittee shall submit a quarterly DMR: Due by 21 days after the end of each calendar quarter following permit issuance. [Minn. R. 7001.0150, Subp. 2(B)]
SW 002	Stream/River/Ditch, Downstream	
		Facility Specific Limit and Monitoring Requirements
	6.29.1	The Permittee shall submit a quarterly DMR: Due by 21 days after the end of each calendar quarter following permit issuance. [Minn. R. 7001.0150, Subp. 2(B)]
SW 003	Stream/River/Ditch, Upstream	
		Facility Specific Limit and Monitoring Requirements
	6.30.1	The Permittee shall submit a quarterly DMR: Due by 21 days after the end of each calendar quarter following permit issuance. [Minn. R. 7001.0150, Subp. 2(B)]
SW 004	Stream/River/Ditch, Downstream	
		Facility Specific Limit and Monitoring Requirements
	6.31.1	The Permittee shall submit a quarterly DMR: Due by 21 days after the end of each calendar quarter following permit issuance. [Minn. R. 7001.0150, Subp. 2(B)]

WS 001	Internal Waste Stream	
		Facility Specific Limit and Monitoring Requirements
	6.32.1	The Permittee shall submit a monthly DMR: Due by 21 days after the end of each calendar month following permit issuance. [Minn. R. 7001.0150, Subp. 2(B)]
WS 002	Internal Waste Stream	
		Facility Specific Limit and Monitoring Requirements
	6.33.1	The Permittee shall submit a monthly DMR: Due by 21 days after the end of each calendar month following permit issuance. [Minn. R. 7001.0150, Subp. 2(B)]
WS 003	Internal Waste Stream	
		Facility Specific Limit and Monitoring Requirements
	6.34.1	The Permittee shall submit a monthly DMR: Due by 21 days after the end of each calendar month following permit issuance. [Minn. R. 7001.0150, Subp. 2(B)]
WS 004	Internal Waste Stream	
		Facility Specific Limit and Monitoring Requirements
	6.35.1	The Permittee shall submit a monthly DMR: Due by 21 days after the end of each calendar month following permit issuance. [Minn. R. 7001.0150, Subp. 2(B)]
WS 005	Internal Waste Stream	
		Facility Specific Limit and Monitoring Requirements
	6.36.1	The Permittee shall submit a monthly DMR: Due by 21 days after the end of each calendar month following permit issuance. [Minn. R. 7001.0150, Subp. 2(B)]
WS 006	Internal Waste Stream	
		Facility Specific Limit and Monitoring Requirements
	6.37.1	The Permittee shall submit a monthly DMR: Due by 21 days after the end of each calendar month following permit issuance. [Minn. R. 7001.0150, Subp. 2(B)]
WS 007	Internal Waste Stream	
		Facility Specific Limit and Monitoring Requirements
	6.38.1	The Permittee shall submit a monthly DMR: Due by 21 days after the end of each calendar month following permit issuance. [Minn. R. 7001.0150, Subp. 2(B)]
WS 008	Internal Waste Stream	
		Facility Specific Limit and Monitoring Requirements
	6.39.1	The Permittee shall submit an annual DMR: Due by 21 days after the end of each

		calendar year following permit issuance. [Minn. R. 7001.0150, Subp. 2(B)]
WS 009	Internal Waste Stream	
		Facility Specific Limit and Monitoring Requirements
	6.40.1	The Permittee shall submit an annual DMR: Due by 21 days after the end of each calendar year following permit issuance. [Minn. R. 7001.0150, Subp. 2(B)]
WS 010	Internal Waste Stream	
		Facility Specific Limit and Monitoring Requirements
	6.41.1	The Permittee shall submit an annual DMR: Due by 21 days after the end of each calendar year following permit issuance. [Minn. R. 7001.0150, Subp. 2(B)]
WS 011	Internal Waste Stream	
		Facility Specific Limit and Monitoring Requirements
	6.42.1	The Permittee shall submit an annual DMR: Due by 21 days after the end of each calendar year following permit issuance. [Minn. R. 7001.0150, Subp. 2(B)]
WS 012	Internal Waste Stream	
		Facility Specific Limit and Monitoring Requirements
	6.43.1	The Permittee shall submit an annual DMR: Due by 21 days after the end of each calendar year following permit issuance. [Minn. R. 7001.0150, Subp. 2(B)]
WS 013	Internal Waste Stream	
		Facility Specific Limit and Monitoring Requirements
	6.44.1	The Permittee shall submit an annual DMR: Due by 21 days after the end of each calendar year following permit issuance. [Minn. R. 7001.0150, Subp. 2(B)]
WS 014	Internal Waste Stream	
		Facility Specific Limit and Monitoring Requirements
	6.45.1	The Permittee shall submit an annual DMR: Due by 21 days after the end of each calendar year following permit issuance. [Minn. R. 7001.0150, Subp. 2(B)]
WS 015	Internal Waste Stream	
		Facility Specific Limit and Monitoring Requirements
	6.46.1	The Permittee shall submit an annual DMR: Due by 21 days after the end of each calendar year following permit issuance. [Minn. R. 7001.0150, Subp. 2(B)]
WS 016	Internal Waste Stream	

		Facility Specific Limit and Monitoring Requirements
	6.47.1	The Permittee shall submit an annual DMR: Due by 21 days after the end of each calendar year following permit issuance. [Minn. R. 7001.0150, Subp. 2(B)]
WS 017	Internal Waste Stream	
		Facility Specific Limit and Monitoring Requirements
	6.48.1	The Permittee shall submit an annual DMR: Due by 21 days after the end of each calendar year following permit issuance. [Minn. R. 7001.0150, Subp. 2(B)]
WS 018	Internal Waste Stream	
		Facility Specific Limit and Monitoring Requirements
	6.49.1	The Permittee shall submit an annual DMR: Due by 21 days after the end of each calendar year following permit issuance. [Minn. R. 7001.0150, Subp. 2(B)]
WS 019	Internal Waste Stream	
		Facility Specific Limit and Monitoring Requirements
	6.50.1	The Permittee shall submit an annual DMR: Due by 21 days after the end of each calendar year following permit issuance. [Minn. R. 7001.0150, Subp. 2(B)]
WS 020	Intermediate: WW to Land	
		Facility Specific Limit and Monitoring Requirements
	6.51.1	The Permittee shall submit a quarterly DMR: Due by 21 days after the end of each calendar quarter following permit issuance. [Minn. R. 7001.0150, Subp. 2(B)]
WS 021	Internal Waste Stream	
		Facility Specific Limit and Monitoring Requirements
	6.52.1	The Permittee shall submit an annual DMR: Due by 21 days after the end of each calendar year following permit issuance. [Minn. R. 7001.0150, Subp. 2(B)]
WS 022	Internal Waste Stream	
		Facility Specific Limit and Monitoring Requirements
	6.53.1	The Permittee shall submit an annual DMR: Due by 21 days after the end of each calendar year following permit issuance. [Minn. R. 7001.0150, Subp. 2(B)]
WS 023	Intermediate: WW to Land	
		Facility Specific Limit and Monitoring Requirements
	6.54.1	The Permittee shall submit a quarterly DMR: Due by 21 days after the end of each calendar quarter following permit issuance. [Minn. R. 7001.0150, Subp. 2(B)]

WS 024	Internal Waste Stream	
		Facility Specific Limit and Monitoring Requirements
	6.55.1	The Permittee shall submit an annual DMR: Due by 21 days after the end of each calendar year following permit issuance. [Minn. R. 7001.0150, Subp. 2(B)]
WS 025	Internal Waste Stream	
		Facility Specific Limit and Monitoring Requirements
	6.56.1	The Permittee shall submit an annual DMR: Due by 21 days after the end of each calendar year following permit issuance. [Minn. R. 7001.0150, Subp. 2(B)]
WS 026	Internal Waste Stream	
		Facility Specific Limit and Monitoring Requirements
	6.57.1	The Permittee shall submit an annual DMR: Due by 21 days after the end of each calendar year following permit issuance. [Minn. R. 7001.0150, Subp. 2(B)]
WS 027	Internal Waste Stream	
		Facility Specific Limit and Monitoring Requirements
	6.58.1	The Permittee shall submit an annual DMR: Due by 21 days after the end of each calendar year following permit issuance. [Minn. R. 7001.0150, Subp. 2(B)]
MN0001449	3M Cottage Grove Center	
		Compliance Schedule
	6.59.1	As soon as possible and no later than March 31, 2025, the Permittee shall complete construction of the proposed advanced wastewater treatment system. The Permittee shall submit a notice of initiation of operation within 90 days of initiating startup operations. The Permittee shall submit notice of initiation of operation: Due 06/30/2025. [Minn. R. 7001]
	6.59.2	The facility shall attain compliance with final effluent limits: Due 12/31/2026 for the advanced treatment system. [Minn. R. 7001]
	6.59.3	The Permittee shall submit an annual progress report: Due annually following permit issuance The progress report shall discuss actions taken during the calendar year in order to meet the final compliance schedule date. [Minn. R. 7001]
	6.59.4	The Permittee shall submit as-built drawings: Due 06/30/2027. [Minn. R. 7001]
	6.59.5	Final Effluent Limits for PFBS, PFBA, and PFHxA The Permittee shall attain compliance with final effluent limitations for PFBS, PFBA, and PFHxA (Phases 3 and 4) at SD 001 and SD 002 as prescribed by the conditions in this permit by no later than December 31, 2026. The Permittee shall attain compliance with final effluent limits: Due 12/31/2026. Prior to final effluent limits becoming effective, the Permittee shall meet the applicable interim limits established for PFBS, PFBA, and PFHxA (Phases 1 and 2). [Minn. R. 7001]

6.59.6	<p>Final Effluent Limits for PFOS, PFOA, and PFHxS</p> <p>The Permittee shall attain compliance with final effluent limitations for PFOS, PFOA, and PFHxS (Phases 3 and 4) at SD 001 and SD 002 as prescribed by the conditions in this permit by no later than December 31, 2026, unless the Permittee requests by October 31, 2026, a modification of this compliance schedule or other appropriate provisions of the permit (with supporting documentation), based on its determination that the limits and associated compliance demonstration for PFOS and/or PFOA and/or PFHxS are not consistently attainable with the advanced wastewater treatment system. The Permittee shall attain compliance with final effluent limits: Due 12/31/2026.</p> <p>Prior to final effluent limits becoming effective, the Permittee shall meet the applicable interim limits established for PFOS, PFOA, and PFHxS (Phases 1 and 2). [Minn. R. 7001]</p>
6.59.7	<p>Final Effluent Limits for Antimony, Cadmium, Mercury, Selenium, and Bis(ethylhexyl)phthalate</p> <p>By twelve months after permit issuance, and annually thereafter, the Permittee shall report progress made in attaining compliance with the final effluent limitations for antimony, cadmium, mercury, selenium, and bis(ethylhexyl)phthalate (Phase 4) at SD 001 and SD 002. The Permittee shall submit an annual progress report: Due annually following permit issuance. [Minn. R. 7001]</p>
6.59.8	<p>Final Effluent Limits for Antimony, Cadmium, Mercury, Selenium, and Bis(ethylhexyl)phthalate</p> <p>By 24 months after permit issuance, the Permittee shall submit a report that describes wastewater treatment technology upgrades, operation and management practices, or source control measures for attaining compliance with the final effluent limitations for antimony, cadmium, mercury, selenium, and bis(ethylhexyl)phthalate (Phase 4) at SD 001 and SD 002. The report must include a description of the measure(s) determined to meet the final effluent limitations. The Permittee shall submit a report: Due by two years after permit issuance. [Minn. R. 7001]</p>
6.59.9	<p>Final Effluent Limits for Antimony, Cadmium, Mercury, Selenium, and Bis(ethylhexyl)phthalate</p> <p>By five years after permit issuance, the Permittee shall complete the construction or implementation of the selected treatment system or other method and attain compliance with the final effluent limits for antimony, cadmium, mercury, selenium, and bis(ethylhexyl)phthalate (Phase 4) at SD 001 and SD 002. The Permittee shall attain compliance with final effluent limits: Due by permit expiration.</p> <p>Prior to final effluent limits becoming effective, the Permittee shall meet the applicable interim limits established for the above parameters (Phases 1, 2, and 3). [Minn. R. 7001]</p>
6.59.10	<p>ISTS Systems</p> <p>As soon as possible and no later than October 31, 2027, the Permittee shall have the five systems associated with B30, B64, B66, B108, and B142 connected to the main wastewater treatment system and/or a pump and haul system in place with the requisite oversight of a certified SSTS maintainer. The Permittee shall submit a completion report certifying to MPCA that all of the referenced systems have been connected to the main wastewater treatment system and/or a pump and haul system and that the land treatment components are no longer in use. The report may be in a format of the Permittee's choosing and include photos, work plans, work receipts, etc.</p> <p>During the interim period of developing a long-term solution, all wastewater from</p>

		<p>these sites shall be pumped and hauled by a certified SSTS maintainer for treatment.</p> <p>The Permittee shall submit a report: Due 10/31/2027. [Minn. R. 7001]</p>
6.59.11	<p>ISTS Systems</p> <p>As soon as possible and no later than October 31, 2027, the Permittee shall have the trap range shelter system connected to a holding tank. The tank contents shall be pumped and hauled to the main wastewater treatment system. The Permittee shall submit a completion report certifying to MPCA that the trap range shelter system has been connected to a holding tank and the land treatment component is no longer in use. The report may be in a format of the Permittee's choosing and include photos, work plans, work receipts, etc.</p> <p>During the interim period of developing a long-term solution, all wastewater from this site shall be pumped and hauled by a certified SSTS maintainer for treatment.</p> <p>The Permittee shall submit a report: Due 10/31/2027. [Minn. R. 7001]</p>	
6.59.12	<p>Flow Monitoring at SW 001</p> <p>Flow monitoring (once per day) is required to be conducted at surface water station SW 001. By one year after permit issuance, the Permittee shall have installed a flow monitoring device at station SW 001 so daily flow monitoring may be conducted. The Permittee shall notify the MPCA once installation is complete and the device is operational. Flow monitoring and eDMR reporting of flow (Phases 2, 3, and 4) will become effective once the MPCA receives notification. The Permittee shall submit notice of equipment installation: Due by one year after permit issuance. [Minn. R. 7001]</p>	
6.59.13	<p>Phase 3</p> <p>The Permittee shall submit quarterly progress reports detailing its intentions and plan for Phase 3 water. The Permittee shall submit a progress report: Due by the end of each calendar quarter following permit issuance. [Minn. R. 7001]</p>	
	<p>Special Requirements</p>	
6.60.14	<p>Annual PFAS Certification Statement</p> <p>The Permittee shall submit an Annual PFAS Certification Statement by January 21 of each year. Certification statements shall certify that the Permittee is monitoring for all PFAS believed to be present in its water(s) based upon but not limited to the following:</p> <ul style="list-style-type: none"> A. A review of stormwater and wastewater discharge characteristics from other Permittee PFAS manufacturing facilities; B. A review of both targeted and non-targeted analysis of stormwater and wastewater; and C. A review of PFAS analysis in air, rooftop, and other potential stormwater sources. <p>The Permittee shall submit a certification statement: Due by January 21 of each year following permit issuance. [Minn. R. 7001]</p>	
6.60.15	<p>Annual PFAS Source Identification and Reduction Report</p> <p>The Permittee shall submit an Annual PFAS Source Identification and Reduction Report by March 31 of each year. The report shall contain a detailed account for the most likely/probable source of each PFAS compound found in the facility's discharge(s), what source reduction and/or elimination efforts the Permittee has taken in the prior calendar year, and corrective actions planned for the future. The Permittee shall submit a PFAS source identification and reduction report: Due annually, by the 31st of March. [Minn. R. 7001]</p>	

6.60.16	<p>Annual Laboratory Analytical Method Report</p> <p>The Permittee shall submit an Annual Laboratory Analytical Method Report by March 31 of each year. The report shall identify the laboratory analytical methods, method detection and reporting limits, and reference standards for the PFAS it currently or historically has had the capability of quantifying for in wastewater, surface water, fish tissue, and groundwater. The report shall identify the year that each existing method was first developed. This report shall also include research into new PFAS compounds methodology capable of detecting PFAS to the minimum reporting levels available. The Permittee shall submit an annual report: Due annually, by the 31st of March.</p> <p>The annual report shall include but not be limited to method development status of the following PFAS compounds: (FHSAA) - CAS # 1003193-99-4 (6:2 FTA) - CAS# 1383438-86-5 (2,2,3,3,5,5,6,6- Octafluoro-4-[1,2,2- trifluoro-2-(2,2,2-trifluoroethoxy)ethyl]morpholine (PFAS compound)) - CAS # 1600-71-1 (TBBP or TBMOPP) - CAS # 332350-90-0 (2-FPDA) - CAS# 473-87-0 (3,5-Bis(heptafluoropropyl)-1H-1,2,4-triazole (C8HF14N3)) - CAS# 709-62-6 (N-TamP-FhxSA) - CAS# 38850-51-0 (C10H3F18NO2) (C13H3F18N3O4) (C15H21F13N2O2S) (Methyl 2-[[bis(trifluoromethyl)amino]-difluoromethyl]-2,3,3,3-tetrafluoropropanoate (C7H3F12NO2)) (MeFBSEA) - CAS# 67584-55-8. [Minn. R. 7001]</p>
6.60.17	<p>Annual PFAS Removal and Disposal Report</p> <p>The Permittee must report the annual (Jan-Dec) combined removal of each PFAS compound across all PFAS treatment systems in units of kilograms per year and percent removal. The goal is to quantify the total PFAS captured on all GAC and IX media in one year and explain the methodology by which the quantification was performed. The Permittee must also report where the captured PFAS is sent for disposal and whether that PFAS is fully destroyed. The Permittee shall submit an annual report: Due annually, by the 31st of March. [Minn. R. 7001]</p>
6.60.18	<p>Non-targeted Analysis (NTA) sampling shall have results submitted to the MPCA within six months of sample collection. All new PFAS compounds identified as being present within the water(s) discharged from the facility shall have a MPCA verified Chemical Abstract Service (CAS) number provided along with their chemical structure. At least one (1) NTA Sampling Result Report shall be submitted every five years. The Permittee plans to phase out all PFAS manufacturing and processing by the end of 2025. The Permittee shall submit a report: Due by permit expiration. Subsequent results/reports shall continue to be submitted every five years (even beyond permit expiration, until reissuance where this requirement will have been reassessed). [Minn. R. 7001]</p>
6.60.19	<p>By January 1, 2026, the Permittee shall submit a work plan for review and approval by MPCA for an instream PFAS characterization study (Characterization Study) of surface water, sediments, and fish tissue PFAS as outlined in the PFAS Surface Water Monitoring Protocol (Appendix A). If the Permittee would like to request a reduction in sampling from what was in required in the 2023 instream characterization study, they must explain why the reduction is reasonable and needed. The MPCA reserves the right to make any changes to the sampling plan prior to approval. The Permittee shall submit a work plan: Due 01/01/2026. The MPCA will review and approve the</p>

		work plan by March 1, 2026.
	6.60.20	By January 1, 2028, the Permittee shall submit the results of the instream PFAS characterization study (Characterization Study) of surface water, sediments, and fish tissue for the PFAS as outlined in the Surface Water Monitoring Protocol (Appendix A). The Permittee shall submit sampling results: Due 01/01/2028. [Minn. R. 7001]
	6.60.21	The Permittee shall continue to submit subsequent Characterization Study results every five years. [Minn. R. 7001]
	6.60.22	The Permittee shall conduct a meeting annually to disclose factual information to the community regarding facility operations, changes made or planned to reduce pollutants in discharges, management of hazardous materials and compliance with environmental permits and regulations. The Permittee shall provide the time, date, location, format, and agenda of the meeting to the public 60 days before the meeting. The Permittee shall hold a meeting: Due annually, by the 31st of December. Submit a written notification following each meeting. [Minn. R. 7001.0150, subp. 2, Minn. Stat. ch. 115.03, subd. 1(2), Minn. Stat. ch. 115.03, subd. 1(8)]
	6.60.23	Within 60 days of permit issuance the Permittee shall submit its current version of a Foam Release, Detection, and Recovery (FRDR) Plan for review and approval. The Permittee shall immediately implement and comply with the FRDR plan version submitted for approval by MPCA once approved by MPCA. The Permittee shall submit a plan: Due by 60 days after permit issuance. [Minn. R. 7001]
	6.60.24	<p>Underground Piping Integrity Plan</p> <p>The Permittee shall submit an implementation plan within 90 days after permit issuance detailing the following:</p> <ul style="list-style-type: none"> A. Timeline (maximum of three years for high priority/high risk pipes and maximum of ten years for all other pipes) for assessing condition of all underground piping conveying water at the facility; B. Timeline (maximum of one year) for restoring integrity of any underground piping found to have defects allowing either infiltration or exfiltration of water; and C. Maps, drawings, and diagrams along with methods for both pipe assessment and restoration of integrity. <p>High priority/high risk pipes include but are not limited to (Reference: Cottage Grove Sewer Operations and Maintenance Manual dated July 28, 2023 Revision 0):</p> <ul style="list-style-type: none"> Chem Sewer Phase 1 Group 3 Sanitary Sewer Group 1 Sanitary Sewer Group 2 Sanitary Sewer Group 3 Chem Sewer Phase 1 Group 2 Storm Sewer Group 2 Storm Sewer Group 3 Chem Sewer Phase 2 Group 3 <p>The Permittee shall submit a plan: Due by 90 days after permit issuance. [Minn. R. 7001]</p>
	6.60.25	<p>Annual Underground Piping Report</p> <p>The Permittee shall submit an Annual Underground Piping Report by March 31 of each year. The report shall include findings (e.g. including but not limited to televising footage) and summaries of actions taken responsive to the Underground Piping Integrity Plan. The Permittee shall submit an annual report: Due annually, by the 31st of March. [Minn. R. 7001]</p>
	6.60.26	<p>RO & IX O&M Manual</p> <p>Within 60 days after the advanced wastewater treatment system start-up date, the</p>

		<p>Permittee shall submit its Ion Exchange (IX) operations and maintenance (O&M) manual. The O&M manual shall contain a dedicated section highlighting the PFAS breakthrough monitoring, procedures, breakthrough thresholds/determination procedure and response procedure. The Permittee shall immediately implement and comply with the IX O&M manual and submit a revised version within 365 days of any future revisions being made. The Permittee shall submit an operations and maintenance (O & M) manual: Due 05/31/2025. [Minn. R. 7001]</p>
6.60.27		<p>GAC O&M Manual Within 60 days of permit issuance the Permittee shall submit its current GAC O&M manual(s) for each building that contains the GAC treatment technology. The O&M manual(s) shall contain a dedicated section highlighting the PFAS breakthrough monitoring, procedures, breakthrough thresholds/determination procedure and response procedure. The Permittee shall immediately implement and comply with the GAC O&M manual(s) and submit revised versions within 30 days of any future revisions being made. The Permittee shall submit an operations and maintenance (O & M) manual: Due by 60 days after permit issuance. [Minn. R. 7001]</p>
6.60.28		<p>WWTP O&M Manual Within 60 days of permit issuance the Permittee shall submit its Wastewater Treatment Plant (WWTP) O&M manual. The WWTP O&M manual shall contain a dedicated section highlighting the PFAS breakthrough monitoring, procedures, breakthrough thresholds/determination procedure and response procedure. The Permittee shall immediately implement and comply with the WWTP O&M manual and submit a revised version within 30 days of any future revisions being made. The Permittee shall submit an operations and maintenance (O & M) manual: Due by 60 days after permit issuance. [Minn. R. 7001]</p>
6.60.29		<p>As soon as possible and no later than September 30, 2024, the Permittee shall submit the currently in effect editions/revisions of O&M manuals for all PFAS treatment technology buildings and equipment at its facility. The manuals shall specify the control system alarms and setpoints. The Permittee shall submit an operations and maintenance (O & M) manual: Due 09/30/2024. [Minn. R. 7001]</p>
6.60.30		<p>As soon as possible and no later than September 30, 2024, the Permittee shall submit the currently in effect editions/revisions of Standard Operating Procedures (SOPs) for all PFAS treatment technology buildings and equipment at its facility. The Permittee shall submit a submittal: Due 09/30/2024. [Minn. R. 7001]</p>
6.60.31		<p>As soon as possible and no later than September 30, 2024, the Permittee shall submit the currently in effect editions/revisions of Operator Forms for all PFAS treatment technology buildings and equipment at its facility. The Permittee shall submit a submittal: Due 09/30/2024. [Minn. R. 7001]</p>
6.60.32		<p>Annual O&M Deviation & WWTP Optimization Report The Permittee shall submit an Annual O&M Deviation & WWTP Optimization Report by March 31 of each year. The report shall include all instances of effluent and intervention limit exceedances at any stations where and when related O&M deviations (e.g. including but not limited to carbon and IX changeouts not occurring prior to breakthrough and other set points established in both the IX and GAC O&M manuals) occurred.</p> <p>The report shall also contain an evaluation of the WS 001 - WS 002 PFAS treatment performance relative to the following compounds and thresholds: PFHpS: 10 ng/L PFHxA: 10 ng/L PFPeS: 9.4 ng/L PFPeA: 10 ng/L</p>

		<p>PFPRA: 370 ng/L 2233-TFPA: 500 ng/L TFA: 10,700 ng/L TFMS: 25 ng/L</p> <p>If any of the treatment performance thresholds above are not achieved, the report shall address what, if any optimization steps the Permittee intends on implementing and in accordance with what timeline to achieve the performance thresholds above.</p> <p>The Permittee shall submit an annual report: Due annually, by the 31st of March. [Minn. R. 7001]</p>
		Industrial Pond System
	6.61.33	The Permittee shall submit pond performance evaluation plan: Due by 180 days prior to permit expiration. [Minn. R. 7001]
	6.61.34	The Permittee shall submit an industrial pond system report: Due by 180 days prior to permit expiration. [Minn. R. 7001]
	6.61.35	The Permittee shall submit a report: Due by 180 days prior to permit expiration. The report shall describe the findings of the inspection of the wastewater treatment ponds, related conveyances, and appurtenances to the pond system at the permitted facility. [Minn. R. 7001]
	6.61.36	Based on the inspection, the Permittee shall certify to the MPCA: Due by the end of each calendar five years following permit issuance that the pond system maintains structural integrity, complete containment, and compliance with performance standards in the Stabilization Pond Systems Operations, Maintenance, Management (2013) or most recent version. [Minn. R. 7001]
		Industrial Stormwater Sectors: B: Paper and Allied Products Manufacturing, C: Chemical and Allied Products Manufacturing, E: Glass, Clay, Cement, Concrete, and Gypsum Products, K: Hazardous Waste Treatment, Storage, or Disposal Facilities, P: Land Transportation and Warehousing, T: Treatment Works, V: Textile Mills, Apparel, and Other Fabric Products Manufacturing, and Y: Rubber, Miscellaneous Plastic Products, and Miscellaneous Manufacturing Industries
	6.62.37	The Permittee shall submit a stormwater annual report: Due annually, by the 31st of March of each year following permit issuance. The Permittee shall submit the Annual Report online through the electronic submittal system e-Services. [Minn. R. 7090]
		Total Facility Requirements (NPDES/SDS)
	6.63.38	Permit Reissuance. If the Permittee desires to continue permit coverage beyond the date of permit expiration, the Permittee shall submit an application for permit reissuance: Due by 180 days prior to permit expiration. [Minn. R. 7001.0040]

7. Limits and monitoring

The Permittee shall comply with the limits and monitoring requirements as specified below.

Subject item	Parameter	Discharge limitations						Monitoring requirements				Notes
		Quantity /Loading avg.	Quantity /Loading max.	Quantity /Loading units	Quality /Conc. min.	Quality /Conc. avg.	Quality /Conc. max.	Quality/ Conc. units	Frequency	Sample type	Effective period	
SD 001 Process & Sanitary Effluent												
SD 001 Process & Sanitary Effluent	(Perfluorobutyl) sulfonamido acetic acid (FBSAA)					Monitor only. calendar month average	Monitor only. daily maximum	nanograms per liter	once per month	24-Hour Flow Composite	Jan-Dec	
SD 001 Process & Sanitary Effluent	1,1,1-Trichloroethane					21 calendar month average	54 daily maximum	micrograms per liter	once per month	Grab	Jan-Dec	
SD 001 Process & Sanitary Effluent	1,1,2,2-Tetrafluoro-2-[(1,1,1,2,3,3,4,4-octafluorobutan-2-yl)oxy]ethane-1-sulfonic acid (R-PSDCA / Byproduct 6)					Monitor only. calendar month average	Monitor only. daily maximum	nanograms per liter	once per month	24-Hour Flow Composite	Jan-Dec	
SD 001 Process & Sanitary Effluent	1,1,2-Trichloroethane					21 calendar month average	54 daily maximum	micrograms per liter	once per month	Grab	Jan-Dec	
SD 001 Process & Sanitary Effluent	1,1-Dichloroethane					22 calendar month average	59 daily maximum	micrograms per liter	once per month	Grab	Jan-Dec	
SD 001 Process & Sanitary Effluent	1,1-Dichloroethylene (Vinylidene chloride)					16 calendar month average	25 daily maximum	micrograms per liter	once per month	Grab	Jan-Dec	
SD 001 Process & Sanitary	1,2,4-Trichlorobenzene					68 calendar	140 daily maximum	micrograms per liter	once per month	Grab	Jan-Dec	

Subject item	Parameter	Discharge limitations					Monitoring requirements					Notes
		Quantity /Loading avg.	Quantity /Loading max.	Quantity /Loading units	Quality /Conc. min.	Quality /Conc. avg.	Quality /Conc. max.	Quality/ Conc. units	Frequency	Sample type	Effective period	
Effluent						month average						
SD 001 Process & Sanitary Effluent	1,2-Dichlorobenzene (orth-)					77 calendar month average	163 daily maximum	micrograms per liter	once per month	Grab	Jan-Dec	
SD 001 Process & Sanitary Effluent	1,2-Dichloroethane					68 calendar month average	211 daily maximum	micrograms per liter	once per month	Grab	Jan-Dec	
SD 001 Process & Sanitary Effluent	1,2-Dichloroethylene (trans-)					21 calendar month average	54 daily maximum	micrograms per liter	once per month	Grab	Jan-Dec	
SD 001 Process & Sanitary Effluent	1,2-Dichloropropane					153 calendar month average	230 daily maximum	micrograms per liter	once per month	Grab	Jan-Dec	
SD 001 Process & Sanitary Effluent	1,3-Dichlorobenzene					31 calendar month average	44 daily maximum	micrograms per liter	once per month	Grab	Jan-Dec	
SD 001 Process & Sanitary Effluent	1,3-Dichloropropene					29 calendar month average	44 daily maximum	micrograms per liter	once per month	Grab	Jan-Dec	
SD 001 Process & Sanitary Effluent	1,4-Dichlorobenzene (para-)					15 calendar month average	28 daily maximum	micrograms per liter	once per month	Grab	Jan-Dec	
SD 001 Process & Sanitary Effluent	10:2 Fluorotelomer sulfonic acid (10:2 FTSA)					Monitor only. calendar month	Monitor only. daily maximum	nanograms per liter	once per month	24-Hour Flow Composite	Jan-Dec	

Subject item	Parameter	Discharge limitations					Monitoring requirements					Notes
		Quantity /Loading avg.	Quantity /Loading max.	Quantity /Loading units	Quality /Conc. min.	Quality /Conc. avg.	Quality /Conc. max.	Quality/ Conc. units	Frequency	Sample type	Effective period	
SD 001 Process & Sanitary Effluent	11-Chloroperfluoro-3-oxaundecanesulfonic acid (11Cl-PF3OUdS / F-53B Minor)					average	Monitor only. daily maximum	nanograms per liter	once per month	24-Hour Flow Composite	Jan-Dec	
SD 001 Process & Sanitary Effluent	2,2'-(((Nonafluorobutyl)sulfonyl)imino)diacetic acid (FBSEE diacid)					Monitor only. daily calendar month average	Monitor only. daily maximum	nanograms per liter	once per month	24-Hour Flow Composite	Jan-Dec	
SD 001 Process & Sanitary Effluent	2,2,3,3-Tetrafluoro-3-methoxypropanoic acid (MTP)					Monitor only. daily calendar month average	Monitor only. daily maximum	nanograms per liter	once per month	24-Hour Flow Composite	Jan-Dec	
SD 001 Process & Sanitary Effluent	2,2,3,3-Tetrafluoro-3-[1,1,1,2,3,3-hexafluoro-3-(1,2,2,2-tetrafluoroethoxy)propan-2-yl]oxypropanoic acid (Hydro-EVE Acid)					Monitor only. daily calendar month average	Monitor only. daily maximum	nanograms per liter	once per month	24-Hour Flow Composite	Jan-Dec	
SD 001 Process & Sanitary Effluent	2,3,3,3-Tetrafluoro-2-(trifluoromethyl)propanamide (PIBA)					Monitor only. daily calendar month average	Monitor only. daily maximum	nanograms per liter	once per month	24-Hour Flow Composite	Jan-Dec	
SD 001 Process & Sanitary Effluent	2,3,3,3-Tetrafluoropropanoic acid (2333-TFPA)					Monitor only. daily calendar month average	Monitor only. daily maximum	nanograms per liter	once per month	24-Hour Flow Composite	Jan-Dec	
SD 001 Process & Sanitary	2,4-Dichlorophenol					39 calendar	112 daily maximum	micrograms per liter	once per month	Grab	Jan-Dec	

Subject item	Parameter	Discharge limitations					Monitoring requirements					Notes
		Quantity /Loading avg.	Quantity /Loading max.	Quantity /Loading units	Quality /Conc. min.	Quality /Conc. avg.	Quality /Conc. max.	Quality/ Conc. units	Frequency	Sample type	Effective period	
Effluent						month average						
SD 001 Process & Sanitary Effluent	2,4-Dimethylphenol					18 calendar month average	36 daily maximum	micrograms per liter	once per month	Grab	Jan-Dec	
SD 001 Process & Sanitary Effluent	2,4-Dinitrophenol					71 calendar month average	123 daily maximum	micrograms per liter	once per month	Grab	Jan-Dec	
SD 001 Process & Sanitary Effluent	2,4-Dinitrotoluene					113 calendar month average	285 daily maximum	micrograms per liter	once per month	Grab	Jan-Dec	
SD 001 Process & Sanitary Effluent	2,6-Dinitrotoluene					255 calendar month average	641 daily maximum	micrograms per liter	once per month	Grab	Jan-Dec	
SD 001 Process & Sanitary Effluent	2-(N-(Perfluorobutylsulfonyl)-N-methylamino)ethanol (MeFBSE)					Monitor only. calendar month average	Monitor only. daily maximum	nanograms per liter	once per month	24-Hour Flow Composite	Jan-Dec	
SD 001 Process & Sanitary Effluent	2-(N-Ethylperfluorooctanesulfonamido)acetic acid (N-EtFOSAA / NEtFOSAA / EtFOSAA)					Monitor only. calendar month average	Monitor only. daily maximum	nanograms per liter	once per month	24-Hour Flow Composite	Jan-Dec	
SD 001 Process & Sanitary Effluent	2-(N-methylperfluoro-1-octanesulfonamido)-ethanol (NMeFOSE)					Monitor only. calendar month average	Monitor only. daily maximum	nanograms per liter	once per month	24-Hour Flow Composite	Jan-Dec	
SD 001 Process	2-(N-					Monitor	Monitor	nanograms	once per	24-Hour Flow	Jan-Dec	

Subject item	Parameter	Discharge limitations					Monitoring requirements					Notes
		Quantity /Loading avg.	Quantity /Loading max.	Quantity /Loading units	Quality /Conc. min.	Quality /Conc. avg.	Quality /Conc. max.	Quality/ Conc. units	Frequency	Sample type	Effective period	
& Sanitary Effluent	Methylperfluorooctanesulfonamido)acetic acid (N-MeFOSAA / NMeFOSAA / MeFOSAA)					only. calendar month average	only. daily maximum	per liter	month	Composite		
SD 001 Process & Sanitary Effluent	2-(Perfluorodecyl)ethanoic acid (10:2 FTCA / FDEA)					Monitor only. calendar month average	Monitor only. daily maximum	nanograms per liter	once per month	24-Hour Flow Composite	Jan-Dec	
SD 001 Process & Sanitary Effluent	2-(Perfluorodecyl)ethanol (10:2 FTOH)					Monitor only. calendar month average	Monitor only. daily maximum	nanograms per liter	once per month	24-Hour Flow Composite	Jan-Dec	
SD 001 Process & Sanitary Effluent	2-(Perfluorohexyl)ethanoic acid (6:2 FTCA / FHEA)					Monitor only. calendar month average	Monitor only. daily maximum	nanograms per liter	once per month	24-Hour Flow Composite	Jan-Dec	
SD 001 Process & Sanitary Effluent	2-(Perfluorohexyl)ethanol (6:2 FTOH)					Monitor only. calendar month average	Monitor only. daily maximum	nanograms per liter	once per month	24-Hour Flow Composite	Jan-Dec	
SD 001 Process & Sanitary Effluent	2-(Perfluorooctyl)ethanoic acid (8:2 FTCA)					Monitor only. calendar month average	Monitor only. daily maximum	nanograms per liter	once per month	24-Hour Flow Composite	Jan-Dec	
SD 001 Process & Sanitary Effluent	2-(Perfluorooctyl)ethanol (8:2 FTOH)					Monitor only. calendar month average	Monitor only. daily maximum	nanograms per liter	once per month	24-Hour Flow Composite	Jan-Dec	

Subject item	Parameter	Discharge limitations						Monitoring requirements				Notes
		Quantity /Loading avg.	Quantity /Loading max.	Quantity /Loading units	Quality /Conc. min.	Quality /Conc. avg.	Quality /Conc. max.	Quality/ Conc. units	Frequency	Sample type	Effective period	
SD 001 Process & Sanitary Effluent	2-Chlorophenol					31 calendar month average	98 daily maximum	micrograms per liter	once per month	Grab	Jan-Dec	
SD 001 Process & Sanitary Effluent	2-Nitrophenol					41 calendar month average	69 daily maximum	micrograms per liter	once per month	Grab	Jan-Dec	
SD 001 Process & Sanitary Effluent	2H,2H,3H,3H-Perfluorooctanoic acid (5:3 FTCA)					Monitor only. calendar month average	Monitor only. daily maximum	nanograms per liter	once per month	24-Hour Flow Composite	Jan-Dec	
SD 001 Process & Sanitary Effluent	2H-Perfluoro-2-decenoic acid (8:2 FTUCA)					Monitor only. calendar month average	Monitor only. daily maximum	nanograms per liter	once per month	24-Hour Flow Composite	Jan-Dec	
SD 001 Process & Sanitary Effluent	2H-Perfluoro-2-dodecenoate (10:2 FTUCA)					Monitor only. calendar month average	Monitor only. daily maximum	nanograms per liter	once per month	24-Hour Flow Composite	Jan-Dec	
SD 001 Process & Sanitary Effluent	2H-Perfluoro-2-octenoic acid (6:2) (6:2 FTUCA)					Monitor only. calendar month average	Monitor only. daily maximum	nanograms per liter	once per month	24-Hour Flow Composite	Jan-Dec	
SD 001 Process & Sanitary Effluent	3-((3-((2-Carboxyethyl)((tridecafluorohexyl)sulfonyl)amino)propyl)(dimethyl)azaniumyl)propanoate (PHSA-DC)					Monitor only. calendar month average	Monitor only. daily maximum	nanograms per liter	once per month	24-Hour Flow Composite	Jan-Dec	

Subject item	Parameter	Discharge limitations					Monitoring requirements					Notes
		Quantity /Loading avg.	Quantity /Loading max.	Quantity /Loading units	Quality /Conc. min.	Quality /Conc. avg.	Quality /Conc. max.	Quality/ Conc. units	Frequency	Sample type	Effective period	
SD 001 Process & Sanitary Effluent	3-((3-((2-Hydroxyethyl)(dimethyl)azaniumyl)propyl)((p erfluorobutyl)sulfonyl) amino)propane-1-sulfonate (PBSA-S1)					Monitor only. calendar month average	Monitor only. daily maximum	nanograms per liter	once per month	24-Hour Flow Composite	Jan-Dec	
SD 001 Process & Sanitary Effluent	3-((3-((N-(2-Carboxyethyl)-perfluorobutyl)sulfonamido)propyl)-dimethylammonio)propanoate (PBSA-DC)					Monitor only. calendar month average	Monitor only. daily maximum	nanograms per liter	once per month	24-Hour Flow Composite	Jan-Dec	
SD 001 Process & Sanitary Effluent	3-(Dimethyl(3-(((tridecafluorohexyl)sulfonyl)amino)propyl)azaniumyl)-2-hydroxypropane-1-sulfonate (PHSA-OH1)					Monitor only. calendar month average	Monitor only. daily maximum	nanograms per liter	once per month	24-Hour Flow Composite	Jan-Dec	
SD 001 Process & Sanitary Effluent	3-(Dimethyl(3-(((tridecafluorohexyl)sulfonyl)amino)propyl)azaniumyl)propanoate (PHSA-C2)					Monitor only. calendar month average	Monitor only. daily maximum	nanograms per liter	once per month	24-Hour Flow Composite	Jan-Dec	
SD 001 Process & Sanitary Effluent	3-(Perfluoroheptyl)propanoic acid (7:3 FTCA)					Monitor only. calendar month average	Monitor only. daily maximum	nanograms per liter	once per month	24-Hour Flow Composite	Jan-Dec	
SD 001 Process & Sanitary Effluent	3-(3-((2-Hydroxyethyl)(dimethyl)azaniumyl)propyl)((p erfluorohexyl)sulfonyl) amino)-1-propanesulfonate (PHSA-S1)					Monitor only. calendar month average	Monitor only. daily maximum	nanograms per liter	once per month	24-Hour Flow Composite	Jan-Dec	

Subject item	Parameter	Discharge limitations					Monitoring requirements					Notes
		Quantity /Loading avg.	Quantity /Loading max.	Quantity /Loading units	Quality /Conc. min.	Quality /Conc. avg.	Quality /Conc. max.	Quality/ Conc. units	Frequency	Sample type	Effective period	
SD 001 Process & Sanitary Effluent	3-[[3-(Dimethylamino)propyl][[(1,1,2,2,3,3,4,4,5,5,6,6,6-tridecafluorohexyl)sulfonyl]amino]-1-propanesulfonic acid (PHSA-S3)					Monitor only. calendar month average	Monitor only. daily maximum	nanograms per liter	once per month	24-Hour Flow Composite	Jan-Dec	
SD 001 Process & Sanitary Effluent	3:3 Fluorotelomer carboxylic acid (3:3 FTCA)					Monitor only. calendar month average	Monitor only. daily maximum	nanograms per liter	once per month	24-Hour Flow Composite	Jan-Dec	
SD 001 Process & Sanitary Effluent	4,6-Dinitro-o-cresol (2-Methyl-4,6-dinitrophenol)					78 calendar month average	277 daily maximum	micrograms per liter	once per month	Grab	Jan-Dec	
SD 001 Process & Sanitary Effluent	4,8-Dioxa-3H-perfluorononanoic acid (ADONA)					Monitor only. calendar month average	Monitor only. daily maximum	nanograms per liter	once per month	24-Hour Flow Composite	Jan-Dec	
SD 001 Process & Sanitary Effluent	4-(2-Carboxy-1,1,2,2-tetrafluoroethoxy)-perfluoropentanoic acid (R-EVE)					Monitor only. calendar month average	Monitor only. daily maximum	nanograms per liter	once per month	24-Hour Flow Composite	Jan-Dec	
SD 001 Process & Sanitary Effluent	4-Nitrophenol					72 calendar month average	124 daily maximum	micrograms per liter	once per month	Grab	Jan-Dec	
SD 001 Process & Sanitary Effluent	4:2 Fluorotelomer alcohol (4:2 FTOH)					Monitor only. calendar	Monitor only. daily maximum	nanograms per liter	once per month	24-Hour Flow Composite	Jan-Dec	

Subject item	Parameter	Discharge limitations					Monitoring requirements					Notes
		Quantity /Loading avg.	Quantity /Loading max.	Quantity /Loading units	Quality /Conc. min.	Quality /Conc. avg.	Quality /Conc. max.	Quality/ Conc. units	Frequency	Sample type	Effective period	
						month average						
SD 001 Process & Sanitary Effluent	4H-Perfluorobutanoic acid (4H-PFBA)					Monitor only. calendar month average	Monitor only. daily maximum	nanograms per liter	once per month	24-Hour Flow Composite	Jan-Dec	
SD 001 Process & Sanitary Effluent	5-(1,2,2,2-Tetrafluoro)ethoxy-perfluoro-3-oxa-4-methylpentanesulfonic acid (Hydro-PS Acid / PFESA BP 2)					Monitor only. calendar month average	Monitor only. daily maximum	nanograms per liter	once per month	24-Hour Flow Composite	Jan-Dec	
SD 001 Process & Sanitary Effluent	6:2 Fluorotelomer sulfonic acid (6:2 FTS)					Monitor only. calendar month average	Monitor only. daily maximum	nanograms per liter	once per month	24-Hour Flow Composite	Jan-Dec	
SD 001 Process & Sanitary Effluent	7:2 sFluorotelomer alcohol (7:2 FTOH)					Monitor only. calendar month average	Monitor only. daily maximum	nanograms per liter	once per month	24-Hour Flow Composite	Jan-Dec	
SD 001 Process & Sanitary Effluent	Acenaphthene					22 calendar month average	59 daily maximum	micrograms per liter	once per month	Grab	Jan-Dec	
SD 001 Process & Sanitary Effluent	Acenaphthylene					22 calendar month average	59 daily maximum	micrograms per liter	once per month	Grab	Jan-Dec	
SD 001 Process & Sanitary Effluent	Acrylonitrile					96 calendar month	242 daily maximum	micrograms per liter	once per month	Grab	Jan-Dec	

Subject item	Parameter	Discharge limitations					Monitoring requirements					Notes
		Quantity /Loading avg.	Quantity /Loading max.	Quantity /Loading units	Quality /Conc. min.	Quality /Conc. avg.	Quality /Conc. max.	Quality/ Conc. units	Frequency	Sample type	Effective period	
						average						
SD 001 Process & Sanitary Effluent	Anthracene					22 calendar month average	59 daily maximum	micrograms per liter	once per month	Grab	Jan-Dec	
SD 001 Process & Sanitary Effluent Phase 1	Antimony, Total (as Sb)						1,044 calendar month maximum	micrograms per liter	twice per month	24-Hour Flow Composite	Jan-Dec	
SD 001 Process & Sanitary Effluent Phase 2	Antimony, Total (as Sb)						1,044 calendar month maximum	micrograms per liter	twice per month	24-Hour Flow Composite	Jan-Dec	
SD 001 Process & Sanitary Effluent Phase 3	Antimony, Total (as Sb)						1,044 calendar month maximum	micrograms per liter	twice per month	24-Hour Flow Composite	Jan-Dec	
SD 001 Process & Sanitary Effluent Phase 4	Antimony, Total (as Sb)					20 calendar month average	53.5 daily maximum	micrograms per liter	twice per month	24-Hour Flow Composite	Jan-Dec	
SD 001 Process & Sanitary Effluent	Benzene					37 calendar month average	136 daily maximum	micrograms per liter	once per month	Grab	Jan-Dec	
SD 001 Process & Sanitary Effluent	Benzo(a)anthracene					22 calendar month average	59 daily maximum	micrograms per liter	once per month	Grab	Jan-Dec	
SD 001 Process & Sanitary Effluent	Benzo(b)fluoranthene					23 calendar month average	61 daily maximum	micrograms per liter	once per month	Grab	Jan-Dec	
SD 001 Process	Benzo(k)fluoranthene					22	59 daily	micrograms	once per	Grab	Jan-Dec	

Subject item	Parameter	Discharge limitations					Monitoring requirements					Notes
		Quantity /Loading avg.	Quantity /Loading max.	Quantity /Loading units	Quality /Conc. min.	Quality /Conc. avg.	Quality /Conc. max.	Quality/ Conc. units	Frequency	Sample type	Effective period	
& Sanitary Effluent						calendar month average	maximum	per liter	month			
SD 001 Process & Sanitary Effluent	Benzo[a]pyrene					23 calendar month average	61 daily maximum	micrograms per liter	once per month	Grab	Jan-Dec	
SD 001 Process & Sanitary Effluent	Benzyltriphenylphosphonium (TPBP)					Monitor only. calendar month average	Monitor only. daily maximum	nanograms per liter	once per month	24-Hour Flow Composite	Jan-Dec	
SD 001 Process & Sanitary Effluent Phase 1	Bis(2-ethylhexyl) phthalate						73.1 calendar month maximum	micrograms per liter	twice per month	24-Hour Flow Composite	Jan-Dec	
SD 001 Process & Sanitary Effluent Phase 2	Bis(2-ethylhexyl) phthalate						73.1 calendar month maximum	micrograms per liter	twice per month	24-Hour Flow Composite	Jan-Dec	
SD 001 Process & Sanitary Effluent Phase 3	Bis(2-ethylhexyl) phthalate						73.1 calendar month maximum	micrograms per liter	twice per month	24-Hour Flow Composite	Jan-Dec	
SD 001 Process & Sanitary Effluent Phase 4	Bis(2-ethylhexyl) phthalate					3 calendar month average	5.10 daily maximum	micrograms per liter	twice per month	24-Hour Flow Composite	Jan-Dec	
SD 001 Process & Sanitary Effluent	Bisphenol AF (BPAF)					Monitor only. calendar month average	Monitor only. daily maximum	nanograms per liter	once per month	24-Hour Flow Composite	Jan-Dec	
SD 001 Process	BOD, 05 Day (20 Deg					24	64 daily	milligrams	3 times per	24-Hour Flow	Jan-Dec	

Subject item	Parameter	Discharge limitations					Monitoring requirements					Notes
		Quantity /Loading avg.	Quantity /Loading max.	Quantity /Loading units	Quality /Conc. min.	Quality /Conc. avg.	Quality /Conc. max.	Quality/ Conc. units	Frequency	Sample type	Effective period	
& Sanitary Effluent	C)					calendar month average	maximum	per liter	week	Composite		
SD 001 Process & Sanitary Effluent	BOD, Carbonaceous 05 Day (20 Deg C)	614 calendar month average	Monitor only. maximum calendar week average	kilograms per day		25 calendar month average	40 maximum calendar week average	milligrams per liter	3 times per week	24-Hour Flow Composite	Jan-Dec	
SD 001 Process & Sanitary Effluent Phase 1	Cadmium, Total (as Cd)						11.8 calendar month maximum	micrograms per liter	twice per month	24-Hour Flow Composite	Jan-Dec	
SD 001 Process & Sanitary Effluent Phase 2	Cadmium, Total (as Cd)						11.8 calendar month maximum	micrograms per liter	twice per month	24-Hour Flow Composite	Jan-Dec	
SD 001 Process & Sanitary Effluent Phase 3	Cadmium, Total (as Cd)						11.8 calendar month maximum	micrograms per liter	twice per month	24-Hour Flow Composite	Jan-Dec	
SD 001 Process & Sanitary Effluent Phase 4	Cadmium, Total (as Cd)					2.5 calendar month average	4.3 daily maximum	micrograms per liter	twice per month	24-Hour Flow Composite	Jan-Dec	
SD 001 Process & Sanitary Effluent	Carbon tetrachloride					18 calendar month average	38 daily maximum	micrograms per liter	once per month	Grab	Jan-Dec	
SD 001 Process & Sanitary Effluent	Chloride, Total						Monitor only. calendar quarter maximum	milligrams per liter	once per quarter	24-Hour Flow Composite	Mar, Jun, Sep, Dec	

Subject item	Parameter	Discharge limitations					Monitoring requirements					Notes
		Quantity /Loading avg.	Quantity /Loading max.	Quantity /Loading units	Quality /Conc. min.	Quality /Conc. avg.	Quality /Conc. max.	Quality/ Conc. units	Frequency	Sample type	Effective period	
SD 001 Process & Sanitary Effluent	Chlorobenzene (Monochlorobenzene)					15 calendar month average	28 daily maximum	micrograms per liter	once per month	Grab	Jan-Dec	
SD 001 Process & Sanitary Effluent	Chloroethane					104 calendar month average	268 daily maximum	micrograms per liter	once per month	Grab	Jan-Dec	
SD 001 Process & Sanitary Effluent	Chloroform					21 calendar month average	46 daily maximum	micrograms per liter	once per month	Grab	Jan-Dec	
SD 001 Process & Sanitary Effluent	Chloromethane					86 calendar month average	190 daily maximum	micrograms per liter	once per month	Grab	Jan-Dec	
SD 001 Process & Sanitary Effluent	Chromium, Hexavalent (as Cr)						Monitor only. daily maximum	micrograms per liter	once per month	24-Hour Flow Composite	Jan-Dec	
SD 001 Process & Sanitary Effluent	Chromium, Total (as Cr)					1110 calendar month average	2770 daily maximum	micrograms per liter	once per month	24-Hour Flow Composite	Jan-Dec	
SD 001 Process & Sanitary Effluent	Chromium, Trivalent (as Cr+3)						Monitor only. daily maximum	micrograms per liter	once per month	24-Hour Flow Composite	Jan-Dec	
SD 001 Process & Sanitary Effluent	Chrysene					22 calendar month average	59 daily maximum	micrograms per liter	once per month	Grab	Jan-Dec	
SD 001 Process & Sanitary Effluent	Copper, Total (as Cu)						68 daily maximum	micrograms per liter	once per month	24-Hour Flow Composite	Jan-Dec	
SD 001 Process	Cyanide, Free (as CN)						Monitor	micrograms	once per	24-Hour Flow	Jan-Dec	

Subject item	Parameter	Discharge limitations					Monitoring requirements					Notes
		Quantity /Loading avg.	Quantity /Loading max.	Quantity /Loading units	Quality /Conc. min.	Quality /Conc. avg.	Quality /Conc. max.	Quality/ Conc. units	Frequency	Sample type	Effective period	
& Sanitary Effluent							only. daily maximum	per liter	month	Composite		
SD 001 Process & Sanitary Effluent	Cyanide, Total (as CN)					1200 calendar month average	420 daily maximum	micrograms per liter	once per month	24-Hour Flow Composite	Jan-Dec	
SD 001 Process & Sanitary Effluent	Dibutyl phthalate (Di-n-butyl phthalate)					27 calendar month average	57 daily maximum	micrograms per liter	once per month	Grab	Jan-Dec	
SD 001 Process & Sanitary Effluent	Dichloromethane (Methylene chloride)					40 calendar month average	89 daily maximum	micrograms per liter	once per month	Grab	Jan-Dec	
SD 001 Process & Sanitary Effluent	Diethyl phthalate					81 calendar month average	203 daily maximum	micrograms per liter	once per month	Grab	Jan-Dec	
SD 001 Process & Sanitary Effluent	Dimethyl phthalate					19 calendar month average	47 daily maximum	micrograms per liter	once per month	Grab	Jan-Dec	
SD 001 Process & Sanitary Effluent	Ethylbenzene					32 calendar month average	108 daily maximum	micrograms per liter	once per month	Grab	Jan-Dec	
SD 001 Process & Sanitary Effluent	Fecal Coliform, MPN or Membrane Filter 44.5C					200 calendar month geometric mean		organisms per 100 milliliter	twice per week	Grab	Apr-Oct	
SD 001 Process & Sanitary Effluent	Flow		Monitor only. calendar	million gallons		Monitor only. calendar	Monitor only. calendar	million gallons per day	once per day	Measurement, Continuous	Jan-Dec	

Subject item	Parameter	Discharge limitations					Monitoring requirements					Notes
		Quantity /Loading avg.	Quantity /Loading max.	Quantity /Loading units	Quality /Conc. min.	Quality /Conc. avg.	Quality /Conc. max.	Quality/ Conc. units	Frequency	Sample type	Effective period	
			month total			month average	month maximum					
SD 001 Process & Sanitary Effluent	Fluoranthene					25 calendar month average	68 daily maximum	micrograms per liter	once per month	Grab	Jan-Dec	
SD 001 Process & Sanitary Effluent	Fluorene					22 calendar month average	59 daily maximum	micrograms per liter	once per month	Grab	Jan-Dec	
SD 001 Process & Sanitary Effluent	Fluorine, Total Organic (TOF)					Monitor only. calendar month average	Monitor only. daily maximum	nanograms per liter	once per month	24-Hour Flow Composite	Jan-Dec	
SD 001 Process & Sanitary Effluent	Fluoro[perfluoro-2-(perfluoro-2-sulfoethoxy)propoxy]acetic acid (Hydrolyzed PSDA / 49 Byproduct 5)					Monitor only. calendar month average	Monitor only. daily maximum	nanograms per liter	once per month	24-Hour Flow Composite	Jan-Dec	
SD 001 Process & Sanitary Effluent	Hardness, Calcium & Magnesium, Calculated (as CaCO3)						Monitor only. calendar quarter maximum	milligrams per liter	once per quarter	24-Hour Flow Composite	Mar, Jun, Sep, Dec	
SD 001 Process & Sanitary Effluent	Hexachlorobenzene					15 calendar month average	28 daily maximum	micrograms per liter	once per month	Grab	Jan-Dec	
SD 001 Process & Sanitary Effluent	Hexachlorobutadiene					20 calendar month average	49 daily maximum	micrograms per liter	once per month	Grab	Jan-Dec	

Subject item	Parameter	Discharge limitations					Monitoring requirements					Notes
		Quantity /Loading avg.	Quantity /Loading max.	Quantity /Loading units	Quality /Conc. min.	Quality /Conc. avg.	Quality /Conc. max.	Quality/ Conc. units	Frequency	Sample type	Effective period	
SD 001 Process & Sanitary Effluent	Hexachloroethane					21 calendar month average	54 daily maximum	micrograms per liter	once per month	Grab	Jan-Dec	
SD 001 Process & Sanitary Effluent	Lead, Total (as Pb)					320 calendar month average	690 daily maximum	micrograms per liter	once per month	24-Hour Flow Composite	Jan-Dec	
SD 001 Process & Sanitary Effluent	Lithium bis[(trifluoromethyl)sulfonyl]azanide (HQ-115 / TFSI-LI)					Monitor only. calendar month average	Monitor only. daily maximum	nanograms per liter	once per month	24-Hour Flow Composite	Jan-Dec	
SD 001 Process & Sanitary Effluent	Lithium, Total (as Li)						Monitor only. daily maximum	micrograms per liter	once per quarter	24-Hour Flow Composite	Mar, Jun, Sep, Dec	
SD 001 Process & Sanitary Effluent	Mercury, Dissolved (as Hg)					Monitor only. calendar month average	Monitor only. daily maximum	nanograms per liter	twice per month	Grab	Jan-Dec	
SD 001 Process & Sanitary Effluent Phase 1	Mercury, Total (as Hg)						11.8 calendar month maximum	nanograms per liter	twice per month	Grab	Jan-Dec	
SD 001 Process & Sanitary Effluent Phase 2	Mercury, Total (as Hg)						11.8 calendar month maximum	nanograms per liter	twice per month	Grab	Jan-Dec	
SD 001 Process & Sanitary Effluent Phase 3	Mercury, Total (as Hg)						11.8 calendar month maximum	nanograms per liter	twice per month	Grab	Jan-Dec	
SD 001 Process	Mercury, Total (as Hg)					9.7	16.8 daily	nanograms	twice per	Grab	Jan-Dec	

Subject item	Parameter	Discharge limitations					Monitoring requirements					Notes
		Quantity /Loading avg.	Quantity /Loading max.	Quantity /Loading units	Quality /Conc. min.	Quality /Conc. avg.	Quality /Conc. max.	Quality/ Conc. units	Frequency	Sample type	Effective period	
& Sanitary Effluent Phase 4						calendar month average	maximum	per liter	month			
SD 001 Process & Sanitary Effluent	Methane, bis[(trifluoromethyl)sulfonyl]- (MEDSULF)					Monitor only. calendar month average	Monitor only. daily maximum	nanograms per liter	once per month	24-Hour Flow Composite	Jan-Dec	
SD 001 Process & Sanitary Effluent	N,N-Bis(2-hydroxyethyl)perfluorobutanesulfonamide (FBSEE / FBSEE Diol)					Monitor only. calendar month average	Monitor only. daily maximum	nanograms per liter	once per month	24-Hour Flow Composite	Jan-Dec	
SD 001 Process & Sanitary Effluent	N-(2-Hydroxyethyl)-N,N-dimethyl-3-(((tridecafluorohexyl)sulfonyl)amino)propan-1-aminium (PHSA-E1)					Monitor only. calendar month average	Monitor only. daily maximum	nanograms per liter	once per month	24-Hour Flow Composite	Jan-Dec	
SD 001 Process & Sanitary Effluent	N-(3-(Dimethylamino)propyl) perfluorohexane sulfonamide (PHSA)					Monitor only. calendar month average	Monitor only. daily maximum	nanograms per liter	once per month	24-Hour Flow Composite	Jan-Dec	
SD 001 Process & Sanitary Effluent	N-(Methyl)nonafluorobutanesulfonamide (MeFBSA)					Monitor only. calendar month average	Monitor only. daily maximum	nanograms per liter	once per month	24-Hour Flow Composite	Jan-Dec	
SD 001 Process & Sanitary Effluent	N-(Perfluorobutanesulfonyl)-N-(3-dimethylaminopropyl)-3-aminopropanoic acid (PBSA-C1)					Monitor only. calendar month average	Monitor only. daily maximum	nanograms per liter	once per month	24-Hour Flow Composite	Jan-Dec	

Subject item	Parameter	Discharge limitations					Monitoring requirements					Notes
		Quantity /Loading avg.	Quantity /Loading max.	Quantity /Loading units	Quality /Conc. min.	Quality /Conc. avg.	Quality /Conc. max.	Quality/ Conc. units	Frequency	Sample type	Effective period	
SD 001 Process & Sanitary Effluent	N-(Perfluorohexanesulfonyl)-N-(3-dimethylaminopropyl)-3-aminopropanoic acid (PHSA-C1)					Monitor only. calendar month average	Monitor only. daily maximum	nanograms per liter	once per month	24-Hour Flow Composite	Jan-Dec	
SD 001 Process & Sanitary Effluent	N-Ethyl-N-(2-hydroxyethyl)perfluorooctane sulfonamide (N-EtFOSE)					Monitor only. calendar month average	Monitor only. daily maximum	nanograms per liter	once per month	24-Hour Flow Composite	Jan-Dec	
SD 001 Process & Sanitary Effluent	N-Ethylperfluorooctanesulfonamide (EtFOSA / N-EtFOSA)					Monitor only. calendar month average	Monitor only. daily maximum	nanograms per liter	once per month	24-Hour Flow Composite	Jan-Dec	
SD 001 Process & Sanitary Effluent	N-Methyl-N-[(perfluorobutyl)sulfonyl]glycine (MeFBSAA)					Monitor only. calendar month average	Monitor only. daily maximum	nanograms per liter	once per month	24-Hour Flow Composite	Jan-Dec	
SD 001 Process & Sanitary Effluent	N-methylperfluoro-1-octanesulfonamide (MeFOSA / NMeFOSA)					Monitor only. calendar month average	Monitor only. daily maximum	nanograms per liter	once per month	24-Hour Flow Composite	Jan-Dec	
SD 001 Process & Sanitary Effluent	Naphthalene					22 calendar month average	59 daily maximum	micrograms per liter	once per month	Grab	Jan-Dec	
SD 001 Process & Sanitary Effluent	Nickel, Total (as Ni)						480 daily maximum	micrograms per liter	once per month	Grab	Jan-Dec	
SD 001 Process	Nitrite Plus Nitrate,					Monitor		milligrams	once per	24-Hour Flow	Jan-Dec	

Subject item	Parameter	Discharge limitations					Monitoring requirements					Notes
		Quantity /Loading avg.	Quantity /Loading max.	Quantity /Loading units	Quality /Conc. min.	Quality /Conc. avg.	Quality /Conc. max.	Quality/ Conc. units	Frequency	Sample type	Effective period	
& Sanitary Effluent	Total (as N)					only. calendar month average		per liter	month	Composite		
SD 001 Process & Sanitary Effluent	Nitrobenzene					27 calendar month average	68 daily maximum	micrograms per liter	once per month	Grab	Jan-Dec	
SD 001 Process & Sanitary Effluent	Nitrogen, Ammonia, Total (as N)	27.0 calendar month average		kilograms per day		1.1 calendar month average		milligrams per liter	once per month	24-Hour Flow Composite	Dec-Mar	
SD 001 Process & Sanitary Effluent	Nitrogen, Ammonia, Total (as N)	24.6 calendar month average		kilograms per day		1.0 calendar month average		milligrams per liter	once per month	24-Hour Flow Composite	Apr-Nov	
SD 001 Process & Sanitary Effluent	Nitrogen, Ammonia, Un-ionized (as N)						0.458 daily maximum	milligrams per liter	once per day	24-Hour Flow Composite	Jan-Dec	
SD 001 Process & Sanitary Effluent	Nitrogen, Kjeldahl, Total					Monitor only. calendar month average		milligrams per liter	once per month	24-Hour Flow Composite	Jan-Dec	
SD 001 Process & Sanitary Effluent	Nitrogen, Total (as N)					Monitor only. calendar month average		milligrams per liter	once per month	Calculation	Jan-Dec	
SD 001 Process & Sanitary Effluent	Oil & Grease, Total Recoverable (Hexane Extraction)						10 daily maximum	milligrams per liter	twice per week	Grab	Jan-Dec	
SD 001 Process & Sanitary	Oxidants, Total Residual						Monitor only. daily	milligrams per liter	twice per year	24-Hour Flow Composite	Mar, Sep	

Subject item	Parameter	Discharge limitations					Monitoring requirements					Notes
		Quantity /Loading avg.	Quantity /Loading max.	Quantity /Loading units	Quality /Conc. min.	Quality /Conc. avg.	Quality /Conc. max.	Quality/ Conc. units	Frequency	Sample type	Effective period	
Effluent							maximum					
SD 001 Process & Sanitary Effluent	Perfluoro(2-((6-chlorohexyl)oxy)ethanesulfonic acid) (9Cl-PF3ONS / F53B Major)					Monitor only. calendar month average	Monitor only. daily maximum	nanograms per liter	once per month	24-Hour Flow Composite	Jan-Dec	
SD 001 Process & Sanitary Effluent	Perfluoro(4-methoxybutanoic acid) (PFECA-A / PFMBA)					Monitor only. calendar month average	Monitor only. daily maximum	nanograms per liter	once per month	24-Hour Flow Composite	Jan-Dec	
SD 001 Process & Sanitary Effluent	Perfluoro-2-(perfluoromethoxy)propanoic acid (PMPA / PFECA F)					Monitor only. calendar month average	Monitor only. daily maximum	nanograms per liter	once per month	24-Hour Flow Composite	Jan-Dec	
SD 001 Process & Sanitary Effluent	Perfluoro-2-ethoxyethanesulfonic acid (PFEEESA)					Monitor only. calendar month average	Monitor only. daily maximum	nanograms per liter	once per month	24-Hour Flow Composite	Jan-Dec	
SD 001 Process & Sanitary Effluent	Perfluoro-2-ethoxypropanoic acid (PEPA)					Monitor only. calendar month average	Monitor only. daily maximum	nanograms per liter	once per month	24-Hour Flow Composite	Jan-Dec	
SD 001 Process & Sanitary Effluent	Perfluoro-2-methoxyacetic acid (PFMOAA)					Monitor only. calendar month average	Monitor only. daily maximum	nanograms per liter	once per month	24-Hour Flow Composite	Jan-Dec	
SD 001 Process & Sanitary Effluent	Perfluoro-2-methyl-3-oxahexanoic acid (HFPO-DA / GenX)					Monitor only. calendar	Monitor only. daily maximum	nanograms per liter	once per month	24-Hour Flow Composite	Jan-Dec	

Subject item	Parameter	Discharge limitations					Monitoring requirements					Notes
		Quantity /Loading avg.	Quantity /Loading max.	Quantity /Loading units	Quality /Conc. min.	Quality /Conc. avg.	Quality /Conc. max.	Quality/ Conc. units	Frequency	Sample type	Effective period	
SD 001 Process & Sanitary Effluent	Perfluoro-3,5,7,9,11-pentaoxadodecanoic acid (PFO5DA)					month average	Monitor only. calendar month average	nanograms per liter	once per month	24-Hour Flow Composite	Jan-Dec	
SD 001 Process & Sanitary Effluent	Perfluoro-3,5,7,9-butaoadecanoic acid (PFO4DA)					Monitor only. calendar month average	Monitor only. daily maximum	nanograms per liter	once per month	24-Hour Flow Composite	Jan-Dec	
SD 001 Process & Sanitary Effluent	Perfluoro-3,5,7-trioxaoctanoic acid (PFO3OA)					Monitor only. calendar month average	Monitor only. daily maximum	nanograms per liter	once per month	24-Hour Flow Composite	Jan-Dec	
SD 001 Process & Sanitary Effluent	Perfluoro-3,5-dioxaheptanoic acid (PFO2HxA)					Monitor only. calendar month average	Monitor only. daily maximum	nanograms per liter	once per month	24-Hour Flow Composite	Jan-Dec	
SD 001 Process & Sanitary Effluent	Perfluoro-3,6-dioxa-4-methyl-7-octene-1-sulfonic acid (PS Acid / PFESA BP 1)					Monitor only. calendar month average	Monitor only. daily maximum	nanograms per liter	once per month	24-Hour Flow Composite	Jan-Dec	
SD 001 Process & Sanitary Effluent	Perfluoro-3,6-dioxaheptanoic acid (PFECA-B / NFDHA)					Monitor only. calendar month average	Monitor only. daily maximum	nanograms per liter	once per month	24-Hour Flow Composite	Jan-Dec	
SD 001 Process & Sanitary	Perfluoro-3-methoxypropanoic					Monitor only.	Monitor only. daily	nanograms per liter	once per month	24-Hour Flow Composite	Jan-Dec	

Subject item	Parameter	Discharge limitations					Monitoring requirements					Notes
		Quantity /Loading avg.	Quantity /Loading max.	Quantity /Loading units	Quality /Conc. min.	Quality /Conc. avg.	Quality /Conc. max.	Quality/ Conc. units	Frequency	Sample type	Effective period	
Effluent	acid (PFMPA)					calendar month average	maximum					
SD 001 Process & Sanitary Effluent	Perfluoro-3-[1-(ethenoxy)propan-2-yl]oxypropanoic acid (EVE Acid)					Monitor only. calendar month average	Monitor only. daily maximum	nanograms per liter	once per month	24-Hour Flow Composite	Jan-Dec	
SD 001 Process & Sanitary Effluent	Perfluoro-4-(2-sulfoethoxy)pentanoic acid (R-PSDA / BPFESA)					Monitor only. calendar month average	Monitor only. daily maximum	nanograms per liter	once per month	24-Hour Flow Composite	Jan-Dec	
SD 001 Process & Sanitary Effluent	Perfluoro-4-isopropoxybutanoic acid (PFECA-G)					Monitor only. calendar month average	Monitor only. daily maximum	nanograms per liter	once per month	24-Hour Flow Composite	Jan-Dec	
SD 001 Process & Sanitary Effluent	Perfluorobutane-1-sulfinic acid (PFBSi)					Monitor only. calendar month average	Monitor only. daily maximum	nanograms per liter	once per month	24-Hour Flow Composite	Jan-Dec	
SD 001 Process & Sanitary Effluent	Perfluorobutane-1-sulfonamidoethanol (FBSE)					Monitor only. calendar month average	Monitor only. daily maximum	nanograms per liter	once per month	24-Hour Flow Composite	Jan-Dec	
SD 001 Process & Sanitary Effluent	Perfluorobutane-N-(3-(dimethylamino)propyl)-1-sulfonamide sulfonamido amine (PBSA)					Monitor only. calendar month average	Monitor only. daily maximum	nanograms per liter	once per month	24-Hour Flow Composite	Jan-Dec	
SD 001 Process	Perfluorobutanesulfon					Monitor	Monitor	nanograms	once per	24-Hour Flow	Jan-Dec	

Subject item	Parameter	Discharge limitations					Monitoring requirements					Notes
		Quantity /Loading avg.	Quantity /Loading max.	Quantity /Loading units	Quality /Conc. min.	Quality /Conc. avg.	Quality /Conc. max.	Quality/ Conc. units	Frequency	Sample type	Effective period	
& Sanitary Effluent	amide (FBSA)					only. calendar month average	only. daily maximum	per liter	month	Composite		
SD 001 Process & Sanitary Effluent Phase 1	Perfluorobutanesulfonic acid (PFBS)					20,782 calendar month maximum		nanograms per liter	once per week	24-Hour Flow Composite	Jan-Dec	
SD 001 Process & Sanitary Effluent Phase 2	Perfluorobutanesulfonic acid (PFBS)					20,782 calendar month maximum		nanograms per liter	once per week	24-Hour Flow Composite	Jan-Dec	
SD 001 Process & Sanitary Effluent Phase 3	Perfluorobutanesulfonic acid (PFBS)	103,394 calendar month average		grams per day	4,208 calendar month average	7,290 daily maximum		nanograms per liter	once per week	24-Hour Flow Composite	Jan-Dec	
SD 001 Process & Sanitary Effluent Phase 4	Perfluorobutanesulfonic acid (PFBS)	103,394 calendar month average		grams per day	4,208 calendar month average	7,290 daily maximum		nanograms per liter	once per week	24-Hour Flow Composite	Jan-Dec	
SD 001 Process & Sanitary Effluent Phase 1	Perfluorobutanoic acid (PFBA)					288,125 calendar month maximum		nanograms per liter	once per week	24-Hour Flow Composite	Jan-Dec	
SD 001 Process & Sanitary Effluent Phase 2	Perfluorobutanoic acid (PFBA)					288,125 calendar month maximum		nanograms per liter	once per week	24-Hour Flow Composite	Jan-Dec	
SD 001 Process & Sanitary Effluent Phase 3	Perfluorobutanoic acid (PFBA)	861,622 calendar month average		grams per day	35,068 calendar month average	60,752 daily maximum		nanograms per liter	once per week	24-Hour Flow Composite	Jan-Dec	
SD 001 Process & Sanitary	Perfluorobutanoic acid (PFBA)	861,622 calendar		grams per day	35,068 calendar	60,752 daily		nanograms per liter	once per week	24-Hour Flow Composite	Jan-Dec	

Subject item	Parameter	Discharge limitations					Monitoring requirements					Notes
		Quantity /Loading avg.	Quantity /Loading max.	Quantity /Loading units	Quality /Conc. min.	Quality /Conc. avg.	Quality /Conc. max.	Quality/ Conc. units	Frequency	Sample type	Effective period	
Effluent Phase 4		month average				month average	maximum					
SD 001 Process & Sanitary Effluent	Perfluorodecanesulfonic acid (PFDS)					Monitor only. calendar month average	Monitor only. daily maximum	nanograms per liter	once per month	24-Hour Flow Composite	Jan-Dec	
SD 001 Process & Sanitary Effluent	Perfluorodecanoic acid (PFDA)					Monitor only. calendar month average	Monitor only. daily maximum	nanograms per liter	once per month	24-Hour Flow Composite	Jan-Dec	
SD 001 Process & Sanitary Effluent	Perfluorododecanesulfonic acid (PFDoS)					Monitor only. calendar month average	Monitor only. daily maximum	nanograms per liter	once per month	24-Hour Flow Composite	Jan-Dec	
SD 001 Process & Sanitary Effluent	Perfluorododecanoic acid (PFDoA)					Monitor only. calendar month average	Monitor only. daily maximum	nanograms per liter	once per month	24-Hour Flow Composite	Jan-Dec	
SD 001 Process & Sanitary Effluent	Perfluoroethanesulfonic acid (PFES / PFETs)					Monitor only. calendar month average	Monitor only. daily maximum	nanograms per liter	once per month	24-Hour Flow Composite	Jan-Dec	
SD 001 Process & Sanitary Effluent	Perfluoroheptanesulfonic acid (PFHpS)					Monitor only. calendar month average	Monitor only. daily maximum	nanograms per liter	once per month	24-Hour Flow Composite	Jan-Dec	
SD 001 Process & Sanitary	Perfluoroheptanoic acid (PFHpA)					Monitor only.	Monitor only. daily	nanograms per liter	once per month	24-Hour Flow Composite	Jan-Dec	

Subject item	Parameter	Discharge limitations						Monitoring requirements				Notes
		Quantity /Loading avg.	Quantity /Loading max.	Quantity /Loading units	Quality /Conc. min.	Quality /Conc. avg.	Quality /Conc. max.	Quality/ Conc. units	Frequency	Sample type	Effective period	
Effluent						calendar month average	maximum					
SD 001 Process & Sanitary Effluent	Perfluorohexadecanoic acid (PFHxDA)					Monitor only. calendar month average	Monitor only. daily maximum	nanograms per liter	once per month	24-Hour Flow Composite	Jan-Dec	
SD 001 Process & Sanitary Effluent	Perfluorohexanesulfonamide (PFHxSA)					Monitor only. calendar month average	Monitor only. daily maximum	nanograms per liter	once per month	24-Hour Flow Composite	Jan-Dec	
SD 001 Process & Sanitary Effluent Phase 1	Perfluorohexanesulfonic acid (PFH1S / PFHS / PFHxS)						1,615 calendar month maximum	nanograms per liter	once per week	24-Hour Flow Composite	Jan-Dec	
SD 001 Process & Sanitary Effluent Phase 2	Perfluorohexanesulfonic acid (PFH1S / PFHS / PFHxS)						1,615 calendar month maximum	nanograms per liter	once per week	24-Hour Flow Composite	Jan-Dec	
SD 001 Process & Sanitary Effluent Phase 3	Perfluorohexanesulfonic acid (PFH1S / PFHS / PFHxS)	0.079 calendar month average		grams per day		2.1 calendar month average	2.1 daily maximum	nanograms per liter	once per week	24-Hour Flow Composite	Jan-Dec	The final WQBELs are 0.0056 ng/L as a daily maximum and 0.0032 ng/L as a calendar month average. These limits are below the conventional (<2-4 ng/L) reporting limit for currently available analytical technology. Therefore, a separate compliance limit (2.1 ng/L) has been established for the purpose of reporting limit compliance data to the MPCA.
SD 001 Process & Sanitary	Perfluorohexanesulfonic acid (PFH1S / PFHS / PFHxS)	0.079 calendar		grams per day		2.1 calendar	2.1 daily maximum	nanograms per liter	once per week	24-Hour Flow Composite	Jan-Dec	The final WQBELs are 0.0056 ng/L as a daily maximum and

Subject item	Parameter	Discharge limitations						Monitoring requirements				Notes	
		Quantity /Loading avg.	Quantity /Loading max.	Quantity /Loading units	Quality /Conc. min.	Quality /Conc. avg.	Quality /Conc. max.	Quality/ Conc. units	Frequency	Sample type	Effective period		
Effluent Phase 4	PFHxS)	month average				month average							0.0032 ng/L as a calendar month average. These limits are below the conventional (<2-4 ng/L) reporting limit for currently available analytical technology. Therefore, a separate compliance limit (2.1 ng/L) has been established for the purpose of reporting limit compliance data to the MPCA.
SD 001 Process & Sanitary Effluent Phase 1	Perfluorohexanoic acid (PFHxA)						1,720 calendar month maximum	nanograms per liter	once per week	24-Hour Flow Composite	Jan-Dec		
SD 001 Process & Sanitary Effluent Phase 2	Perfluorohexanoic acid (PFHxA)						1,720 calendar month maximum	nanograms per liter	once per week	24-Hour Flow Composite	Jan-Dec		
SD 001 Process & Sanitary Effluent Phase 3	Perfluorohexanoic acid (PFHxA)	151,645 calendar month average		grams per day		6,172 calendar month average	10,692 daily maximum	nanograms per liter	once per week	24-Hour Flow Composite	Jan-Dec		
SD 001 Process & Sanitary Effluent Phase 4	Perfluorohexanoic acid (PFHxA)	151,645 calendar month average		grams per day		6,172 calendar month average	10,692 daily maximum	nanograms per liter	once per week	24-Hour Flow Composite	Jan-Dec		
SD 001 Process & Sanitary Effluent	Perfluorononanesulfonic acid (PFNS)					Monitor only. calendar month average	Monitor only. daily maximum	nanograms per liter	once per month	24-Hour Flow Composite	Jan-Dec		
SD 001 Process & Sanitary Effluent	Perfluorononanoic acid (PFNA)					Monitor only. calendar month	Monitor only. daily maximum	nanograms per liter	once per month	24-Hour Flow Composite	Jan-Dec		

Subject item	Parameter	Discharge limitations					Monitoring requirements					Notes
		Quantity /Loading avg.	Quantity /Loading max.	Quantity /Loading units	Quality /Conc. min.	Quality /Conc. avg.	Quality /Conc. max.	Quality/ Conc. units	Frequency	Sample type	Effective period	
SD 001 Process & Sanitary Effluent	Perfluorooctadecanoic acid (PFODA)					average	Monitor only. daily maximum	nanograms per liter	once per month	24-Hour Flow Composite	Jan-Dec	
SD 001 Process & Sanitary Effluent	Perfluorooctanesulfonamide (PFOSA / FOSA)					Monitor only. daily calendar month average	Monitor only. daily maximum	nanograms per liter	once per month	24-Hour Flow Composite	Jan-Dec	
SD 001 Process & Sanitary Effluent Phase 1	Perfluorooctanesulfonic acid (PFOS)					7 calendar month average	14 calendar month maximum	nanograms per liter	once per week	24-Hour Flow Composite	Jan-Dec	
SD 001 Process & Sanitary Effluent Phase 2	Perfluorooctanesulfonic acid (PFOS)					7 calendar month average	14 calendar month maximum	nanograms per liter	once per week	24-Hour Flow Composite	Jan-Dec	
SD 001 Process & Sanitary Effluent Phase 3	Perfluorooctanesulfonic acid (PFOS)	0.93 calendar month average		grams per day		2.2 calendar month average	2.2 daily maximum	nanograms per liter	once per week	24-Hour Flow Composite	Jan-Dec	The final WQBELs are 0.066 ng/L as a daily maximum and 0.038 ng/L as a calendar month average. These limits are below the conventional (<2-4 ng/L) reporting limit for currently available analytical technology. Therefore, a separate compliance limit (2.2 ng/L) has been established for the purpose of reporting limit compliance data to the MPCA.
SD 001 Process & Sanitary Effluent Phase 4	Perfluorooctanesulfonic acid (PFOS)	0.93 calendar month average		grams per day		2.2 calendar month average	2.2 daily maximum	nanograms per liter	once per week	24-Hour Flow Composite	Jan-Dec	The final WQBELs are 0.066 ng/L as a daily maximum and 0.038 ng/L as a calendar month average. These limits are below

Subject item	Parameter	Discharge limitations						Monitoring requirements			Notes	
		Quantity /Loading avg.	Quantity /Loading max.	Quantity /Loading units	Quality /Conc. min.	Quality /Conc. avg.	Quality /Conc. max.	Quality/ Conc. units	Frequency	Sample type		Effective period
												the conventional (<2-4 ng/L) reporting limit for currently available analytical technology. Therefore, a separate compliance limit (2.2 ng/L) has been established for the purpose of reporting limit compliance data to the MPCA.
SD 001 Process & Sanitary Effluent Phase 1	Perfluorooctanoic acid (PFOA)						1,798 calendar month maximum	nanograms per liter	once per week	24-Hour Flow Composite	Jan-Dec	
SD 001 Process & Sanitary Effluent Phase 2	Perfluorooctanoic acid (PFOA)						1,798 calendar month maximum	nanograms per liter	once per week	24-Hour Flow Composite	Jan-Dec	
SD 001 Process & Sanitary Effluent Phase 3	Perfluorooctanoic acid (PFOA)	0.32 calendar month average		grams per day		2.1 calendar month average	2.1 daily maximum	nanograms per liter	once per week	24-Hour Flow Composite	Jan-Dec	The final WQBELs are 0.022 ng/L as a daily maximum and 0.013 ng/L as a calendar month average. These limits are below the conventional (<2-4 ng/L) reporting limit for currently available analytical technology. Therefore, a separate compliance limit (2.1 ng/L) has been established for the purpose of reporting limit compliance data to the MPCA.
SD 001 Process & Sanitary Effluent Phase 4	Perfluorooctanoic acid (PFOA)	0.32 calendar month average		grams per day		2.1 calendar month average	2.1 daily maximum	nanograms per liter	once per week	24-Hour Flow Composite	Jan-Dec	The final WQBELs are 0.022 ng/L as a daily maximum and 0.013 ng/L as a calendar month average. These limits are below the conventional (<2-4 ng/L) reporting limit for currently available analytical technology.

Subject item	Parameter	Discharge limitations					Monitoring requirements					Notes
		Quantity /Loading avg.	Quantity /Loading max.	Quantity /Loading units	Quality /Conc. min.	Quality /Conc. avg.	Quality /Conc. max.	Quality/ Conc. units	Frequency	Sample type	Effective period	
												Therefore, a separate compliance limit (2.1 ng/L) has been established for the purpose of reporting limit compliance data to the MPCA.
SD 001 Process & Sanitary Effluent	Perfluoropentanesulfonic acid (PFPeS)					Monitor only. calendar month average	Monitor only. daily maximum	nanograms per liter	once per month	24-Hour Flow Composite	Jan-Dec	
SD 001 Process & Sanitary Effluent	Perfluoropentanoic acid (PFPeA)					Monitor only. calendar month average	Monitor only. daily maximum	nanograms per liter	once per month	24-Hour Flow Composite	Jan-Dec	
SD 001 Process & Sanitary Effluent	Perfluoropropanesulfonic acid (PFPrS)					Monitor only. calendar month average	Monitor only. daily maximum	nanograms per liter	once per month	24-Hour Flow Composite	Jan-Dec	
SD 001 Process & Sanitary Effluent	Perfluoropropanoic acid (PFPA / PFPrA)					Monitor only. calendar month average	Monitor only. daily maximum	nanograms per liter	once per month	24-Hour Flow Composite	Jan-Dec	
SD 001 Process & Sanitary Effluent	Perfluorotetradecanoic acid (PFTeDA / PFTeA / PFTA)					Monitor only. calendar month average	Monitor only. daily maximum	nanograms per liter	once per month	24-Hour Flow Composite	Jan-Dec	
SD 001 Process & Sanitary Effluent	Perfluorotridecanoic acid (PFTrA / PFTrDA)					Monitor only. calendar month average	Monitor only. daily maximum	nanograms per liter	once per month	24-Hour Flow Composite	Jan-Dec	

Subject item	Parameter	Discharge limitations					Monitoring requirements					Notes
		Quantity /Loading avg.	Quantity /Loading max.	Quantity /Loading units	Quality /Conc. min.	Quality /Conc. avg.	Quality /Conc. max.	Quality/ Conc. units	Frequency	Sample type	Effective period	
SD 001 Process & Sanitary Effluent	Perfluoroundecanoic acid (PFUnA)					Monitor only. calendar month average	Monitor only. daily maximum	nanograms per liter	once per month	24-Hour Flow Composite	Jan-Dec	
SD 001 Process & Sanitary Effluent	pH				6.0 calendar month minimum		9.0 calendar month maximum	standard units	once per day	Measurement, Continuous	Jan-Dec	
SD 001 Process & Sanitary Effluent	Phenanthrene					22 calendar month average	59 daily maximum	micrograms per liter	once per month	Grab	Jan-Dec	
SD 001 Process & Sanitary Effluent	Phenol					15 calendar month average	26 daily maximum	micrograms per liter	once per month	Grab	Jan-Dec	
SD 001 Process & Sanitary Effluent	Phenols, Total	1.5 calendar month average	3.6 daily maximum	kilograms per day		Monitor only. calendar month average	Monitor only. daily maximum	micrograms per liter	twice per week	Grab	Jan-Dec	
SD 001 Process & Sanitary Effluent	Phosphorus, Total (as P)					Monitor only. calendar month average		milligrams per liter	once per week	24-Hour Flow Composite	Jan-Dec	
SD 001 Process & Sanitary Effluent	Potassium 2,2,3,3-tetrafluoropropanoate (2233-TFPA)					Monitor only. calendar month average	Monitor only. daily maximum	nanograms per liter	once per month	24-Hour Flow Composite	Jan-Dec	
SD 001 Process & Sanitary	Potassium N,N-bis(perfluorobutanesul					Monitor only.	Monitor only. daily	nanograms per liter	once per month	24-Hour Flow Composite	Jan-Dec	

Subject item	Parameter	Discharge limitations					Monitoring requirements					Notes
		Quantity /Loading avg.	Quantity /Loading max.	Quantity /Loading units	Quality /Conc. min.	Quality /Conc. avg.	Quality /Conc. max.	Quality/ Conc. units	Frequency	Sample type	Effective period	
Effluent	fonyl)amide (DBI)					calendar month average	maximum					
SD 001 Process & Sanitary Effluent	Potassium perfluoro-4-ethylcyclohexanesulfonate (PECHS / PFECHS)					Monitor only. calendar month average	Monitor only. daily maximum	nanograms per liter	once per month	24-Hour Flow Composite	Jan-Dec	
SD 001 Process & Sanitary Effluent	Pyrene					25 calendar month average	67 daily maximum	micrograms per liter	once per month	Grab	Jan-Dec	
SD 001 Process & Sanitary Effluent Phase 1	Selenium, Total (as Se)						29.6 calendar month maximum	micrograms per liter	twice per month	24-Hour Flow Composite	Jan-Dec	
SD 001 Process & Sanitary Effluent Phase 2	Selenium, Total (as Se)						29.6 calendar month maximum	micrograms per liter	twice per month	24-Hour Flow Composite	Jan-Dec	
SD 001 Process & Sanitary Effluent Phase 3	Selenium, Total (as Se)						29.6 calendar month maximum	micrograms per liter	twice per month	24-Hour Flow Composite	Jan-Dec	
SD 001 Process & Sanitary Effluent Phase 4	Selenium, Total (as Se)					4.7 calendar month average	8.2 daily maximum	micrograms per liter	twice per month	24-Hour Flow Composite	Jan-Dec	
SD 001 Process & Sanitary Effluent	Sodium 1,1,2,2-tetrafluoro-2-(1,2,2,2-tetrafluoroethoxy)ethane-1-sulfonate (NVHOS)					Monitor only. calendar month average	Monitor only. daily maximum	nanograms per liter	once per month	24-Hour Flow Composite	Jan-Dec	
SD 001 Process	Solids, Total Dissolved						Monitor	milligrams	once per	24-Hour Flow	Mar, Jun,	

Subject item	Parameter	Discharge limitations					Monitoring requirements					Notes
		Quantity /Loading avg.	Quantity /Loading max.	Quantity /Loading units	Quality /Conc. min.	Quality /Conc. avg.	Quality /Conc. max.	Quality/ Conc. units	Frequency	Sample type	Effective period	
& Sanitary Effluent	(TDS)						only. calendar quarter maximum	per liter	quarter	Composite	Sep, Dec	
SD 001 Process & Sanitary Effluent	Solids, Total Suspended (TSS)	545 calendar month average	1100 maximum calendar week average	kilograms per day		30 calendar month average	45 maximum calendar week average	milligrams per liter	3 times per week	24-Hour Flow Composite	Jan-Dec	
SD 001 Process & Sanitary Effluent	Solids, Total Suspended (TSS), grab (Mercury)					Monitor only. calendar month average	Monitor only. daily maximum	milligrams per liter	twice per month	Grab	Jan-Dec	
SD 001 Process & Sanitary Effluent	Specific Conductance						Monitor only. calendar quarter maximum	micromhos per cm	once per quarter	Measurement	Mar, Jun, Sep, Dec	
SD 001 Process & Sanitary Effluent	Sulfate, Total (as SO4)						Monitor only. calendar quarter maximum	milligrams per liter	once per quarter	24-Hour Flow Composite	Mar, Jun, Sep, Dec	
SD 001 Process & Sanitary Effluent	Temperature, Water (F)				Monitor only. calendar month minimum		Monitor only. calendar month maximum	degrees Fahrenheit	once per day	Measurement, Instantaneous	Jan-Dec	
SD 001 Process & Sanitary Effluent	Tetrachloroethylene (Perchloroethylene)					22 calendar month average	56 daily maximum	micrograms per liter	once per month	Grab	Jan-Dec	
SD 001 Process	Toluene					26	80 daily	micrograms	once per	Grab	Jan-Dec	

Subject item	Parameter	Discharge limitations					Monitoring requirements					Notes
		Quantity /Loading avg.	Quantity /Loading max.	Quantity /Loading units	Quality /Conc. min.	Quality /Conc. avg.	Quality /Conc. max.	Quality/ Conc. units	Frequency	Sample type	Effective period	
& Sanitary Effluent						calendar month average	maximum	per liter	month			
SD 001 Process & Sanitary Effluent	Trichloroethylene (TCE)					21 calendar month average	54 daily maximum	micrograms per liter	once per month	Grab	Jan-Dec	
SD 001 Process & Sanitary Effluent	Trifluoroacetic acid (TFA)					Monitor only. calendar month average	Monitor only. daily maximum	nanograms per liter	once per month	24-Hour Flow Composite	Jan-Dec	
SD 001 Process & Sanitary Effluent	Trifluoromethanesulfonic acid (TFMS / PFMS)					Monitor only. calendar month average	Monitor only. daily maximum	nanograms per liter	once per month	24-Hour Flow Composite	Jan-Dec	
SD 001 Process & Sanitary Effluent	Vinyl chloride (chloroethene)					104 calendar month average	268 daily maximum	micrograms per liter	once per month	Grab	Jan-Dec	
SD 001 Process & Sanitary Effluent	Zinc, Total (as Zn)					167 calendar month average	288 daily maximum	micrograms per liter	twice per month	24-Hour Flow Composite	Jan-Dec	
SD 001 Process & Sanitary Effluent	[3-(Heptadecafluorooctyl sulfonylamino)propyl] dimethylamine N-oxide (AOF)					Monitor only. calendar month average	Monitor only. daily maximum	nanograms per liter	once per month	24-Hour Flow Composite	Jan-Dec	
SD 002 NCCW, GW, & ISW Effluent												
SD 002 NCCW, GW, & ISW Effluent	(Perfluorobutyl) sulfonamido acetic acid (FBSAA)					Monitor only. calendar	Monitor only. daily maximum	nanograms per liter	once per month	24-Hour Flow Composite	Jan-Dec	

Subject item	Parameter	Discharge limitations					Monitoring requirements					Notes
		Quantity /Loading avg.	Quantity /Loading max.	Quantity /Loading units	Quality /Conc. min.	Quality /Conc. avg.	Quality /Conc. max.	Quality/ Conc. units	Frequency	Sample type	Effective period	
SD 002 NCCW, GW, & ISW Effluent	1,1,2,2-Tetrafluoro-2-[[1,1,1,2,3,3,4,4-octafluorobutan-2-yl)oxy]ethane-1-sulfonic acid (R-PSDCA / Byproduct 6)					month average	Monitor only. calendar month average	nanograms per liter	once per month	24-Hour Flow Composite	Jan-Dec	
SD 002 NCCW, GW, & ISW Effluent	10:2 Fluorotelomer sulfonic acid (10:2 FTSA)					month average	Monitor only. calendar month average	nanograms per liter	once per month	24-Hour Flow Composite	Jan-Dec	
SD 002 NCCW, GW, & ISW Effluent	11-Chloroperfluoro-3-oxaundecanesulfonic acid (11Cl-PF3OUdS / F-53B Minor)					month average	Monitor only. calendar month average	nanograms per liter	once per month	24-Hour Flow Composite	Jan-Dec	
SD 002 NCCW, GW, & ISW Effluent	2,2'-(((Nonafluorobutyl)sulfonyl)imino)diacetic acid (FBSEE diacid)					month average	Monitor only. calendar month average	nanograms per liter	once per month	24-Hour Flow Composite	Jan-Dec	
SD 002 NCCW, GW, & ISW Effluent	2,2,3,3-Tetrafluoro-3-methoxypropanoic acid (MTP)					month average	Monitor only. calendar month average	nanograms per liter	once per month	24-Hour Flow Composite	Jan-Dec	
SD 002 NCCW, GW, & ISW Effluent	2,2,3,3-Tetrafluoro-3-[1,1,1,2,3,3-hexafluoro-3-(1,2,2,2-tetrafluoroethoxy)propan-2-yl]oxypropanoic acid (Hydro-EVE Acid)					month average	Monitor only. calendar month average	nanograms per liter	once per month	24-Hour Flow Composite	Jan-Dec	

Subject item	Parameter	Discharge limitations					Monitoring requirements					Notes
		Quantity /Loading avg.	Quantity /Loading max.	Quantity /Loading units	Quality /Conc. min.	Quality /Conc. avg.	Quality /Conc. max.	Quality/ Conc. units	Frequency	Sample type	Effective period	
SD 002 NCCW, GW, & ISW Effluent	2,3,3,3-Tetrafluoro-2-(trifluoromethyl)propanamide (PIBA)					Monitor only. calendar month average	Monitor only. daily maximum	nanograms per liter	once per month	24-Hour Flow Composite	Jan-Dec	
SD 002 NCCW, GW, & ISW Effluent	2,3,3,3-Tetrafluoropropanoic acid (2333-TFPA)					Monitor only. calendar month average	Monitor only. daily maximum	nanograms per liter	once per month	24-Hour Flow Composite	Jan-Dec	
SD 002 NCCW, GW, & ISW Effluent	2-(N-(Perfluorobutylsulfonyl)-N-methylamino)ethanol (MeFBSE)					Monitor only. calendar month average	Monitor only. daily maximum	nanograms per liter	once per month	24-Hour Flow Composite	Jan-Dec	
SD 002 NCCW, GW, & ISW Effluent	2-(N-Ethylperfluorooctanesulfonamido)acetic acid (N-EtFOSAA / NEtFOSAA / EtFOSAA)					Monitor only. calendar month average	Monitor only. daily maximum	nanograms per liter	once per month	24-Hour Flow Composite	Jan-Dec	
SD 002 NCCW, GW, & ISW Effluent	2-(N-methylperfluoro-1-octanesulfonamido)-ethanol (NMeFOSE)					Monitor only. calendar month average	Monitor only. daily maximum	nanograms per liter	once per month	24-Hour Flow Composite	Jan-Dec	
SD 002 NCCW, GW, & ISW Effluent	2-(N-Methylperfluorooctanesulfonamido)acetic acid (N-MeFOSAA / NMeFOSAA / MeFOSAA)					Monitor only. calendar month average	Monitor only. daily maximum	nanograms per liter	once per month	24-Hour Flow Composite	Jan-Dec	
SD 002 NCCW, GW, & ISW Effluent	2-(Perfluorodecyl)ethanoic acid (10:2 FTCA /					Monitor only. calendar	Monitor only. daily maximum	nanograms per liter	once per month	24-Hour Flow Composite	Jan-Dec	

Subject item	Parameter	Discharge limitations					Monitoring requirements					Notes
		Quantity /Loading avg.	Quantity /Loading max.	Quantity /Loading units	Quality /Conc. min.	Quality /Conc. avg.	Quality /Conc. max.	Quality/ Conc. units	Frequency	Sample type	Effective period	
	FDEA)					month average						
SD 002 NCCW, GW, & ISW Effluent	2-(Perfluorodecyl)ethanol (10:2 FTOH)					Monitor only. calendar month average	Monitor only. daily maximum	nanograms per liter	once per month	24-Hour Flow Composite	Jan-Dec	
SD 002 NCCW, GW, & ISW Effluent	2-(Perfluorohexyl)ethanoic acid (6:2 FTCA / FHEA)					Monitor only. calendar month average	Monitor only. daily maximum	nanograms per liter	once per month	24-Hour Flow Composite	Jan-Dec	
SD 002 NCCW, GW, & ISW Effluent	2-(Perfluorohexyl)ethanol (6:2 FTOH)					Monitor only. calendar month average	Monitor only. daily maximum	nanograms per liter	once per month	24-Hour Flow Composite	Jan-Dec	
SD 002 NCCW, GW, & ISW Effluent	2-(Perfluorooctyl)ethanoic acid (8:2 FTCA)					Monitor only. calendar month average	Monitor only. daily maximum	nanograms per liter	once per month	24-Hour Flow Composite	Jan-Dec	
SD 002 NCCW, GW, & ISW Effluent	2-(Perfluorooctyl)ethanol (8:2 FTOH)					Monitor only. calendar month average	Monitor only. daily maximum	nanograms per liter	once per month	24-Hour Flow Composite	Jan-Dec	
SD 002 NCCW, GW, & ISW Effluent	2H,2H,3H,3H-Perfluorooctanoic acid (5:3 FTCA)					Monitor only. calendar month average	Monitor only. daily maximum	nanograms per liter	once per month	24-Hour Flow Composite	Jan-Dec	
SD 002 NCCW, GW, & ISW	2H-Perfluoro-2-decanoic acid (8:2					Monitor only.	Monitor only. daily	nanograms per liter	once per month	24-Hour Flow Composite	Jan-Dec	

Subject item	Parameter	Discharge limitations					Monitoring requirements					Notes
		Quantity /Loading avg.	Quantity /Loading max.	Quantity /Loading units	Quality /Conc. min.	Quality /Conc. avg.	Quality /Conc. max.	Quality/ Conc. units	Frequency	Sample type	Effective period	
Effluent	FTUCA)					calendar month average	maximum					
SD 002 NCCW, GW, & ISW Effluent	2H-Perfluoro-2-dodecenoate (10:2 FTUCA)					Monitor only. calendar month average	Monitor only. daily maximum	nanograms per liter	once per month	24-Hour Flow Composite	Jan-Dec	
SD 002 NCCW, GW, & ISW Effluent	2H-Perfluoro-2-octenoic acid (6:2) (6:2 FTUCA)					Monitor only. calendar month average	Monitor only. daily maximum	nanograms per liter	once per month	24-Hour Flow Composite	Jan-Dec	
SD 002 NCCW, GW, & ISW Effluent	3-((3-((2-Carboxyethyl)((tridecafluorohexyl)sulfonyl)amino)propyl)(dimethyl)azaniumyl)propanoate (PHSA-DC)					Monitor only. calendar month average	Monitor only. daily maximum	nanograms per liter	once per month	24-Hour Flow Composite	Jan-Dec	
SD 002 NCCW, GW, & ISW Effluent	3-((3-((2-Hydroxyethyl)(dimethyl)azaniumyl)propyl)((perfluorobutyl)sulfonyl)amino)propane-1-sulfonate (PBSA-S1)					Monitor only. calendar month average	Monitor only. daily maximum	nanograms per liter	once per month	24-Hour Flow Composite	Jan-Dec	
SD 002 NCCW, GW, & ISW Effluent	3-((3-((N-(2-Carboxyethyl)-perfluorobutyl)sulfonamido)propyl)-dimethylammonio)propanoate (PBSA-DC)					Monitor only. calendar month average	Monitor only. daily maximum	nanograms per liter	once per month	24-Hour Flow Composite	Jan-Dec	
SD 002 NCCW, GW, & ISW Effluent	3-(Dimethyl(3-(((tridecafluorohexyl)sulfonyl)amino)propyl)azaniumyl)-2-					Monitor only. calendar month	Monitor only. daily maximum	nanograms per liter	once per month	24-Hour Flow Composite	Jan-Dec	

Subject item	Parameter	Discharge limitations						Monitoring requirements				Notes
		Quantity /Loading avg.	Quantity /Loading max.	Quantity /Loading units	Quality /Conc. min.	Quality /Conc. avg.	Quality /Conc. max.	Quality/ Conc. units	Frequency	Sample type	Effective period	
	hydroxypropane-1-sulfonate (PHSA-OH1)					average						
SD 002 NCCW, GW, & ISW Effluent	3-(Dimethyl(3-(((tridecafluorohexyl)sulfonyl)amino)propyl)azaniumyl)propanoate (PHSA-C2)					Monitor only. calendar month average	Monitor only. daily maximum	nanograms per liter	once per month	24-Hour Flow Composite	Jan-Dec	
SD 002 NCCW, GW, & ISW Effluent	3-(Perfluoroheptyl)propanoic acid (7:3 FTCA)					Monitor only. calendar month average	Monitor only. daily maximum	nanograms per liter	once per month	24-Hour Flow Composite	Jan-Dec	
SD 002 NCCW, GW, & ISW Effluent	3-(3-[(2-Hydroxyethyl)(dimethyl)azaniumyl]propyl[(perfluorohexyl)sulfonyl]amino)-1-propanesulfonate (PHSA-S1)					Monitor only. calendar month average	Monitor only. daily maximum	nanograms per liter	once per month	24-Hour Flow Composite	Jan-Dec	
SD 002 NCCW, GW, & ISW Effluent	3-[[3-(Dimethylamino)propyl][(1,1,2,2,3,3,4,4,5,5,6,6,6-tridecafluorohexyl)sulfonyl]amino]-1-propanesulfonic acid (PHSA-S3)					Monitor only. calendar month average	Monitor only. daily maximum	nanograms per liter	once per month	24-Hour Flow Composite	Jan-Dec	
SD 002 NCCW, GW, & ISW Effluent	3:3 Fluorotelomer carboxylic acid (3:3 FTCA)					Monitor only. calendar month average	Monitor only. daily maximum	nanograms per liter	once per month	24-Hour Flow Composite	Jan-Dec	
SD 002 NCCW, GW, & ISW Effluent	4,8-Dioxa-3H-perfluorononanoic acid (ADONA)					Monitor only. calendar	Monitor only. daily maximum	nanograms per liter	once per month	24-Hour Flow Composite	Jan-Dec	

Subject item	Parameter	Discharge limitations					Monitoring requirements					Notes
		Quantity /Loading avg.	Quantity /Loading max.	Quantity /Loading units	Quality /Conc. min.	Quality /Conc. avg.	Quality /Conc. max.	Quality/ Conc. units	Frequency	Sample type	Effective period	
						month average						
SD 002 NCCW, GW, & ISW Effluent	4-(2-Carboxy-1,1,2,2-tetrafluoroethoxy)-perfluoropentanoic acid (R-EVE)					Monitor only. calendar month average	Monitor only. daily maximum	nanograms per liter	once per month	24-Hour Flow Composite	Jan-Dec	
SD 002 NCCW, GW, & ISW Effluent	4:2 Fluorotelomer alcohol (4:2 FTOH)					Monitor only. calendar month average	Monitor only. daily maximum	nanograms per liter	once per month	24-Hour Flow Composite	Jan-Dec	
SD 002 NCCW, GW, & ISW Effluent	4H-Perfluorobutanoic acid (4H-PFBA)					Monitor only. calendar month average	Monitor only. daily maximum	nanograms per liter	once per month	24-Hour Flow Composite	Jan-Dec	
SD 002 NCCW, GW, & ISW Effluent	5-(1,2,2,2-Tetrafluoro)ethoxy-perfluoro-3-oxa-4-methylpentanesulfonic acid (Hydro-PS Acid / PFESA BP 2)					Monitor only. calendar month average	Monitor only. daily maximum	nanograms per liter	once per month	24-Hour Flow Composite	Jan-Dec	
SD 002 NCCW, GW, & ISW Effluent	6:2 Fluorotelomer sulfonic acid (6:2 FTS)					Monitor only. calendar month average	Monitor only. daily maximum	nanograms per liter	once per month	24-Hour Flow Composite	Jan-Dec	
SD 002 NCCW, GW, & ISW Effluent	7:2 sFluorotelomer alcohol (7:2 FTOH)					Monitor only. calendar month average	Monitor only. daily maximum	nanograms per liter	once per month	24-Hour Flow Composite	Jan-Dec	
SD 002 NCCW,	Benzyltriphenylphosph					Monitor	Monitor	nanograms	once per	24-Hour Flow	Jan-Dec	

Subject item	Parameter	Discharge limitations					Monitoring requirements					Notes
		Quantity /Loading avg.	Quantity /Loading max.	Quantity /Loading units	Quality /Conc. min.	Quality /Conc. avg.	Quality /Conc. max.	Quality/ Conc. units	Frequency	Sample type	Effective period	
GW, & ISW Effluent	onium (TPBP)					only. calendar month average	only. daily maximum	per liter	month	Composite		
SD 002 NCCW, GW, & ISW Effluent Phase 1	Bis(2-ethylhexyl) phthalate						72 calendar month maximum	micrograms per liter	twice per month	24-Hour Flow Composite	Jan-Dec	
SD 002 NCCW, GW, & ISW Effluent Phase 2	Bis(2-ethylhexyl) phthalate						72 calendar month maximum	micrograms per liter	twice per month	24-Hour Flow Composite	Jan-Dec	
SD 002 NCCW, GW, & ISW Effluent Phase 3	Bis(2-ethylhexyl) phthalate						72 calendar month maximum	micrograms per liter	twice per month	24-Hour Flow Composite	Jan-Dec	
SD 002 NCCW, GW, & ISW Effluent Phase 4	Bis(2-ethylhexyl) phthalate					2.9 calendar month average	5.1 daily maximum	micrograms per liter	twice per month	24-Hour Flow Composite	Jan-Dec	
SD 002 NCCW, GW, & ISW Effluent	Bisphenol AF (BPAF)					Monitor only. calendar month average	Monitor only. daily maximum	nanograms per liter	once per month	24-Hour Flow Composite	Jan-Dec	
SD 002 NCCW, GW, & ISW Effluent	BOD, 05 Day (20 Deg C)		1644 maximum calendar week average	kilograms per day			50 maximum calendar week average	milligrams per liter	once per week	24-Hour Flow Composite	Jan-Dec	
SD 002 NCCW, GW, & ISW Effluent	BOD, Carbonaceous 05 Day (20 Deg C)	822 calendar month average		kilograms per day		25 calendar month average		milligrams per liter	once per week	24-Hour Flow Composite	Jan-Dec	

Subject item	Parameter	Discharge limitations					Monitoring requirements					Notes
		Quantity /Loading avg.	Quantity /Loading max.	Quantity /Loading units	Quality /Conc. min.	Quality /Conc. avg.	Quality /Conc. max.	Quality/ Conc. units	Frequency	Sample type	Effective period	
SD 002 NCCW, GW, & ISW Effluent	Chloride, Total						Monitor only. calendar quarter maximum	milligrams per liter	once per quarter	24-Hour Flow Composite	Mar, Jun, Sep, Dec	
SD 002 NCCW, GW, & ISW Effluent	Chlorine, Total Residual						0.038 daily maximum	milligrams per liter	once per week	Grab	Jan-Dec	
SD 002 NCCW, GW, & ISW Effluent	Cyanide, Free (as CN)						Monitor only. calendar quarter maximum	micrograms per liter	once per quarter	24-Hour Flow Composite	Mar, Jun, Sep, Dec	
SD 002 NCCW, GW, & ISW Effluent	Flow		Monitor only. calendar month total	million gallons		Monitor only. calendar month average	Monitor only. calendar month maximum	million gallons per day	once per day	Measurement, Continuous	Jan-Dec	
SD 002 NCCW, GW, & ISW Effluent	Fluorine, Total Organic (TOF)					Monitor only. calendar month average	Monitor only. daily maximum	nanograms per liter	once per month	24-Hour Flow Composite	Jan-Dec	
SD 002 NCCW, GW, & ISW Effluent	Fluoro[perfluoro-2-(perfluoro-2-sulfoethoxy)propoxy]acetic acid (Hydrolyzed PSDA / 49 Byproduct 5)					Monitor only. calendar month average	Monitor only. daily maximum	nanograms per liter	once per month	24-Hour Flow Composite	Jan-Dec	
SD 002 NCCW, GW, & ISW Effluent	Hardness, Calcium & Magnesium, Calculated (as CaCO3)						Monitor only. calendar quarter maximum	milligrams per liter	once per quarter	24-Hour Flow Composite	Mar, Jun, Sep, Dec	

Subject item	Parameter	Discharge limitations					Monitoring requirements					Notes
		Quantity /Loading avg.	Quantity /Loading max.	Quantity /Loading units	Quality /Conc. min.	Quality /Conc. avg.	Quality /Conc. max.	Quality/ Conc. units	Frequency	Sample type	Effective period	
SD 002 NCCW, GW, & ISW Effluent	Lead, Total (as Pb)					12 calendar month average	20 daily maximum	micrograms per liter	twice per month	24-Hour Flow Composite	Jan-Dec	
SD 002 NCCW, GW, & ISW Effluent	Lithium bis[(trifluoromethyl)sulfonyl]azanide (HQ-115 / TFSI-LI)					Monitor only. calendar month average	Monitor only. daily maximum	nanograms per liter	once per month	24-Hour Flow Composite	Jan-Dec	
SD 002 NCCW, GW, & ISW Effluent	Lithium, Total (as Li)						Monitor only. calendar quarter maximum	micrograms per liter	once per quarter	24-Hour Flow Composite	Mar, Jun, Sep, Dec	
SD 002 NCCW, GW, & ISW Effluent	Mercury, Dissolved (as Hg)					Monitor only. calendar month average	Monitor only. daily maximum	nanograms per liter	twice per month	Grab	Jan-Dec	
SD 002 NCCW, GW, & ISW Effluent Phase 1	Mercury, Total (as Hg)						11.8 calendar month maximum	nanograms per liter	twice per month	Grab	Jan-Dec	
SD 002 NCCW, GW, & ISW Effluent Phase 2	Mercury, Total (as Hg)						11.8 calendar month maximum	nanograms per liter	twice per month	Grab	Jan-Dec	
SD 002 NCCW, GW, & ISW Effluent Phase 3	Mercury, Total (as Hg)						11.8 calendar month maximum	nanograms per liter	twice per month	Grab	Jan-Dec	
SD 002 NCCW, GW, & ISW Effluent Phase 4	Mercury, Total (as Hg)					9.7 calendar month	16.8 daily maximum	nanograms per liter	twice per month	Grab	Jan-Dec	

Subject item	Parameter	Discharge limitations					Monitoring requirements					Notes
		Quantity /Loading avg.	Quantity /Loading max.	Quantity /Loading units	Quality /Conc. min.	Quality /Conc. avg.	Quality /Conc. max.	Quality/ Conc. units	Frequency	Sample type	Effective period	
SD 002 NCCW, GW, & ISW Effluent	Methane, bis[(trifluoromethyl)sulfonyl]- (MEDSULF)					average	Monitor only. daily maximum	nanograms per liter	once per month	24-Hour Flow Composite	Jan-Dec	
SD 002 NCCW, GW, & ISW Effluent	N,N-Bis(2-hydroxyethyl)perfluorobutanesulfonamide (FBSEE / FBSEE Diol)					Monitor only. daily maximum	Monitor only. daily maximum	nanograms per liter	once per month	24-Hour Flow Composite	Jan-Dec	
SD 002 NCCW, GW, & ISW Effluent	N-(2-Hydroxyethyl)-N,N-dimethyl-3-(((tridecafluorohexyl)sulfonyl)amino)propan-1-aminium (PHSA-E1)					Monitor only. daily maximum	Monitor only. daily maximum	nanograms per liter	once per month	24-Hour Flow Composite	Jan-Dec	
SD 002 NCCW, GW, & ISW Effluent	N-(3-(Dimethylamino)propyl) perfluorohexane sulfonamide (PHSA)					Monitor only. daily maximum	Monitor only. daily maximum	nanograms per liter	once per month	24-Hour Flow Composite	Jan-Dec	
SD 002 NCCW, GW, & ISW Effluent	N-(Methyl)nonafluorobutanesulfonamide (MeFBSA)					Monitor only. daily maximum	Monitor only. daily maximum	nanograms per liter	once per month	24-Hour Flow Composite	Jan-Dec	
SD 002 NCCW, GW, & ISW Effluent	N-(Perfluorobutanesulfonyl)-N-(3-dimethylaminopropyl)-3-aminopropanoic acid (PBSA-C1)					Monitor only. daily maximum	Monitor only. daily maximum	nanograms per liter	once per month	24-Hour Flow Composite	Jan-Dec	
SD 002 NCCW, GW, & ISW	N-(Perfluorohexanesulfo					Monitor only.	Monitor only. daily	nanograms per liter	once per month	24-Hour Flow Composite	Jan-Dec	

Subject item	Parameter	Discharge limitations						Monitoring requirements				Notes
		Quantity /Loading avg.	Quantity /Loading max.	Quantity /Loading units	Quality /Conc. min.	Quality /Conc. avg.	Quality /Conc. max.	Quality/ Conc. units	Frequency	Sample type	Effective period	
Effluent	nyl)-N-(3-dimethylaminopropyl)-3-aminopropanoic acid (PHSA-C1)					calendar month average	maximum					
SD 002 NCCW, GW, & ISW Effluent	N-Ethyl-N-(2-hydroxyethyl)perfluoro octane sulfonamide (N-EtFOSE)					Monitor only. calendar month average	Monitor only. daily maximum	nanograms per liter	once per month	24-Hour Flow Composite	Jan-Dec	
SD 002 NCCW, GW, & ISW Effluent	N-Ethylperfluorooctanes ulfonamide (EtFOSA / N-EtFOSA)					Monitor only. calendar month average	Monitor only. daily maximum	nanograms per liter	once per month	24-Hour Flow Composite	Jan-Dec	
SD 002 NCCW, GW, & ISW Effluent	N-Methyl-N-[(perfluorobutyl)sulfonyl]glycine (MeFBSAA)					Monitor only. calendar month average	Monitor only. daily maximum	nanograms per liter	once per month	24-Hour Flow Composite	Jan-Dec	
SD 002 NCCW, GW, & ISW Effluent	N-methylperfluoro-1-octanesulfonamide (MeFOSA / NMeFOSA)					Monitor only. calendar month average	Monitor only. daily maximum	nanograms per liter	once per month	24-Hour Flow Composite	Jan-Dec	
SD 002 NCCW, GW, & ISW Effluent	Nitrite Plus Nitrate, Total (as N)						Monitor only. daily maximum	milligrams per liter	twice per year	24-Hour Flow Composite	Mar, Sep	
SD 002 NCCW, GW, & ISW Effluent	Nitrogen, Ammonia, Total (as N)					Monitor only. calendar month average		milligrams per liter	once per month	24-Hour Flow Composite	Jan-Dec	
SD 002 NCCW, GW, & ISW	Nitrogen, Kjeldahl, Total						Monitor only. daily	milligrams per liter	twice per year	24-Hour Flow Composite	Mar, Sep	

Subject item	Parameter	Discharge limitations					Monitoring requirements					Notes
		Quantity /Loading avg.	Quantity /Loading max.	Quantity /Loading units	Quality /Conc. min.	Quality /Conc. avg.	Quality /Conc. max.	Quality/ Conc. units	Frequency	Sample type	Effective period	
Effluent							maximum					
SD 002 NCCW, GW, & ISW Effluent	Nitrogen, Total (as N)						Monitor only. daily maximum	milligrams per liter	twice per year	Calculation	Mar, Sep	
SD 002 NCCW, GW, & ISW Effluent	Oil & Grease, Total Recoverable (Hexane Extraction)						10 daily maximum	milligrams per liter	once per week	Grab	Jan-Dec	
SD 002 NCCW, GW, & ISW Effluent	Oxidants, Total Residual						Monitor only. daily maximum	milligrams per liter	twice per year	24-Hour Flow Composite	Mar, Sep	
SD 002 NCCW, GW, & ISW Effluent	Perfluoro(2-((6-chlorohexyl)oxy)ethanesulfonic acid) (9CI-PF3ONS / F53B Major)					Monitor only. calendar month average	Monitor only. daily maximum	nanograms per liter	once per month	24-Hour Flow Composite	Jan-Dec	
SD 002 NCCW, GW, & ISW Effluent	Perfluoro(4-methoxybutanoic acid) (PFECA-A / PFMBA)					Monitor only. calendar month average	Monitor only. daily maximum	nanograms per liter	once per month	24-Hour Flow Composite	Jan-Dec	
SD 002 NCCW, GW, & ISW Effluent	Perfluoro-2-(perfluoromethoxy)propanoic acid (PMPA / PFECA F)					Monitor only. calendar month average	Monitor only. daily maximum	nanograms per liter	once per month	24-Hour Flow Composite	Jan-Dec	
SD 002 NCCW, GW, & ISW Effluent	Perfluoro-2-ethoxyethanesulfonic acid (PFEEESA)					Monitor only. calendar month average	Monitor only. daily maximum	nanograms per liter	once per month	24-Hour Flow Composite	Jan-Dec	
SD 002 NCCW, GW, & ISW Effluent	Perfluoro-2-ethoxypropanoic acid (PEPA)					Monitor only. calendar month	Monitor only. daily maximum	nanograms per liter	once per month	24-Hour Flow Composite	Jan-Dec	

Subject item	Parameter	Discharge limitations					Monitoring requirements					Notes
		Quantity /Loading avg.	Quantity /Loading max.	Quantity /Loading units	Quality /Conc. min.	Quality /Conc. avg.	Quality /Conc. max.	Quality/ Conc. units	Frequency	Sample type	Effective period	
SD 002 NCCW, GW, & ISW Effluent	Perfluoro-2-methoxyacetic acid (PFMOAA)					average	Monitor only. daily calendar month average	nanograms per liter	once per month	24-Hour Flow Composite	Jan-Dec	
SD 002 NCCW, GW, & ISW Effluent	Perfluoro-2-methyl-3-oxahexanoic acid (HFPO-DA / GenX)					average	Monitor only. daily calendar month average	nanograms per liter	once per month	24-Hour Flow Composite	Jan-Dec	
SD 002 NCCW, GW, & ISW Effluent	Perfluoro-3,5,7,9,11-pentaoxadodecanoic acid (PFO5DA)					average	Monitor only. daily calendar month average	nanograms per liter	once per month	24-Hour Flow Composite	Jan-Dec	
SD 002 NCCW, GW, & ISW Effluent	Perfluoro-3,5,7,9-butaoadecanoic acid (PFO4DA)					average	Monitor only. daily calendar month average	nanograms per liter	once per month	24-Hour Flow Composite	Jan-Dec	
SD 002 NCCW, GW, & ISW Effluent	Perfluoro-3,5,7-trioxaoctanoic acid (PFO3OA)					average	Monitor only. daily calendar month average	nanograms per liter	once per month	24-Hour Flow Composite	Jan-Dec	
SD 002 NCCW, GW, & ISW Effluent	Perfluoro-3,5-dioxa hexanoic acid (PFO2HxA)					average	Monitor only. daily calendar month average	nanograms per liter	once per month	24-Hour Flow Composite	Jan-Dec	
SD 002 NCCW, GW, & ISW Effluent	Perfluoro-3,6-dioxa-4-methyl-7-octene-1-sulfonic acid (PS Acid /					calendar	Monitor only. daily calendar	nanograms per liter	once per month	24-Hour Flow Composite	Jan-Dec	

Subject item	Parameter	Discharge limitations					Monitoring requirements					Notes
		Quantity /Loading avg.	Quantity /Loading max.	Quantity /Loading units	Quality /Conc. min.	Quality /Conc. avg.	Quality /Conc. max.	Quality/ Conc. units	Frequency	Sample type	Effective period	
	PFESA BP 1)					month average						
SD 002 NCCW, GW, & ISW Effluent	Perfluoro-3,6-dioxaheptanoic acid (PFECA-B / NFDHA)					Monitor only. calendar month average	Monitor only. daily maximum	nanograms per liter	once per month	24-Hour Flow Composite	Jan-Dec	
SD 002 NCCW, GW, & ISW Effluent	Perfluoro-3-methoxypropanoic acid (PFMPA)					Monitor only. calendar month average	Monitor only. daily maximum	nanograms per liter	once per month	24-Hour Flow Composite	Jan-Dec	
SD 002 NCCW, GW, & ISW Effluent	Perfluoro-3-[1-(ethenyl)oxypropanoic acid (EVE Acid)					Monitor only. calendar month average	Monitor only. daily maximum	nanograms per liter	once per month	24-Hour Flow Composite	Jan-Dec	
SD 002 NCCW, GW, & ISW Effluent	Perfluoro-4-(2-sulfoethoxy)pentanoic acid (R-PSDA / BPFESA)					Monitor only. calendar month average	Monitor only. daily maximum	nanograms per liter	once per month	24-Hour Flow Composite	Jan-Dec	
SD 002 NCCW, GW, & ISW Effluent	Perfluoro-4-isopropoxybutanoic acid (PFECA-G)					Monitor only. calendar month average	Monitor only. daily maximum	nanograms per liter	once per month	24-Hour Flow Composite	Jan-Dec	
SD 002 NCCW, GW, & ISW Effluent	Perfluorobutane-1-sulfinic acid (PFBSi)					Monitor only. calendar month average	Monitor only. daily maximum	nanograms per liter	once per month	24-Hour Flow Composite	Jan-Dec	
SD 002 NCCW, GW, & ISW	Perfluorobutane-1-sulfonamidoethanol					Monitor only.	Monitor only. daily	nanograms per liter	once per month	24-Hour Flow Composite	Jan-Dec	

Subject item	Parameter	Discharge limitations					Monitoring requirements					Notes
		Quantity /Loading avg.	Quantity /Loading max.	Quantity /Loading units	Quality /Conc. min.	Quality /Conc. avg.	Quality /Conc. max.	Quality/ Conc. units	Frequency	Sample type	Effective period	
Effluent	(FBSE)					calendar month average	maximum					
SD 002 NCCW, GW, & ISW Effluent	Perfluorobutane-N-(3-(dimethylamino)propyl)-1-sulfonamide sulfonamido amine (PBSA)					Monitor only. calendar month average	Monitor only. daily maximum	nanograms per liter	once per month	24-Hour Flow Composite	Jan-Dec	
SD 002 NCCW, GW, & ISW Effluent	Perfluorobutanesulfonamide (FBSA)					Monitor only. calendar month average	Monitor only. daily maximum	nanograms per liter	once per month	24-Hour Flow Composite	Jan-Dec	
SD 002 NCCW, GW, & ISW Effluent Phase 1	Perfluorobutanesulfonic acid (PFBS)						7,299 calendar month maximum	nanograms per liter	once per week	24-Hour Flow Composite	Jan-Dec	
SD 002 NCCW, GW, & ISW Effluent Phase 2	Perfluorobutanesulfonic acid (PFBS)						7,299 calendar month maximum	nanograms per liter	once per week	24-Hour Flow Composite	Jan-Dec	
SD 002 NCCW, GW, & ISW Effluent Phase 3	Perfluorobutanesulfonic acid (PFBS)	138,390 calendar month average		grams per day		4,208 calendar month average	7,290 daily maximum	nanograms per liter	once per week	24-Hour Flow Composite	Jan-Dec	
SD 002 NCCW, GW, & ISW Effluent Phase 4	Perfluorobutanesulfonic acid (PFBS)	138,390 calendar month average		grams per day		4,208 calendar month average	7,290 daily maximum	nanograms per liter	once per week	24-Hour Flow Composite	Jan-Dec	
SD 002 NCCW, GW, & ISW Effluent	Perfluorobutanoic acid (PFBA)					Monitor only. calendar month average	Monitor only. daily maximum	nanograms per liter	once per week	24-Hour Flow Composite	Jan-Dec	

Subject item	Parameter	Discharge limitations					Monitoring requirements					Notes
		Quantity /Loading avg.	Quantity /Loading max.	Quantity /Loading units	Quality /Conc. min.	Quality /Conc. avg.	Quality /Conc. max.	Quality/ Conc. units	Frequency	Sample type	Effective period	
SD 002 NCCW, GW, & ISW Effluent	Perfluorodecanesulfonic acid (PFDS)					Monitor only. calendar month average	Monitor only. daily maximum	nanograms per liter	once per month	24-Hour Flow Composite	Jan-Dec	
SD 002 NCCW, GW, & ISW Effluent	Perfluorodecanoic acid (PFDA)					Monitor only. calendar month average	Monitor only. daily maximum	nanograms per liter	once per month	24-Hour Flow Composite	Jan-Dec	
SD 002 NCCW, GW, & ISW Effluent	Perfluorododecanesulfonic acid (PFDoS)					Monitor only. calendar month average	Monitor only. daily maximum	nanograms per liter	once per month	24-Hour Flow Composite	Jan-Dec	
SD 002 NCCW, GW, & ISW Effluent	Perfluorododecanoic acid (PFDoA)					Monitor only. calendar month average	Monitor only. daily maximum	nanograms per liter	once per month	24-Hour Flow Composite	Jan-Dec	
SD 002 NCCW, GW, & ISW Effluent	Perfluoroethanesulfonic acid (PFES / PFETs)					Monitor only. calendar month average	Monitor only. daily maximum	nanograms per liter	once per month	24-Hour Flow Composite	Jan-Dec	
SD 002 NCCW, GW, & ISW Effluent	Perfluoroheptanesulfonic acid (PFHpS)					Monitor only. calendar month average	Monitor only. daily maximum	nanograms per liter	once per month	24-Hour Flow Composite	Jan-Dec	
SD 002 NCCW, GW, & ISW Effluent	Perfluoroheptanoic acid (PFHpA)					Monitor only. calendar month	Monitor only. daily maximum	nanograms per liter	once per month	24-Hour Flow Composite	Jan-Dec	

Subject item	Parameter	Discharge limitations					Monitoring requirements					Notes
		Quantity /Loading avg.	Quantity /Loading max.	Quantity /Loading units	Quality /Conc. min.	Quality /Conc. avg.	Quality /Conc. max.	Quality/ Conc. units	Frequency	Sample type	Effective period	
SD 002 NCCW, GW, & ISW Effluent	Perfluorohexadecanoic acid (PFHxDA)					average	Monitor only. daily maximum	nanograms per liter	once per month	24-Hour Flow Composite	Jan-Dec	
SD 002 NCCW, GW, & ISW Effluent	Perfluorohexanesulfonamide (PFHxSA)					Monitor only. daily maximum	Monitor only. daily maximum	nanograms per liter	once per month	24-Hour Flow Composite	Jan-Dec	
SD 002 NCCW, GW, & ISW Effluent Phase 1	Perfluorohexanesulfonic acid (PFH1S / PFHS / PFHxS)					9,250 calendar month maximum	9,250 calendar month maximum	nanograms per liter	once per week	24-Hour Flow Composite	Jan-Dec	
SD 002 NCCW, GW, & ISW Effluent Phase 2	Perfluorohexanesulfonic acid (PFH1S / PFHS / PFHxS)					9,250 calendar month maximum	9,250 calendar month maximum	nanograms per liter	once per week	24-Hour Flow Composite	Jan-Dec	
SD 002 NCCW, GW, & ISW Effluent Phase 3	Perfluorohexanesulfonic acid (PFH1S / PFHS / PFHxS)	0.11 calendar month average		grams per day		2.1 calendar month average	2.1 daily maximum	nanograms per liter	once per week	24-Hour Flow Composite	Jan-Dec	The final WQBELs are 0.0056 ng/L as a daily maximum and 0.0032 ng/L as a calendar month average. These limits are below the conventional (<2-4 ng/L) reporting limit for currently available analytical technology. Therefore, a separate compliance limit (2.1 ng/L) has been established for the purpose of reporting limit compliance data to the MPCA.
SD 002 NCCW, GW, & ISW Effluent Phase 4	Perfluorohexanesulfonic acid (PFH1S / PFHS / PFHxS)	0.11 calendar month average		grams per day		2.1 calendar month average	2.1 daily maximum	nanograms per liter	once per week	24-Hour Flow Composite	Jan-Dec	The final WQBELs are 0.0056 ng/L as a daily maximum and 0.0032 ng/L as a calendar month average. These limits are below

Subject item	Parameter	Discharge limitations						Monitoring requirements			Notes	
		Quantity /Loading avg.	Quantity /Loading max.	Quantity /Loading units	Quality /Conc. min.	Quality /Conc. avg.	Quality /Conc. max.	Quality/ Conc. units	Frequency	Sample type		Effective period
												the conventional (<2-4 ng/L) reporting limit for currently available analytical technology. Therefore, a separate compliance limit (2.1 ng/L) has been established for the purpose of reporting limit compliance data to the MPCA.
SD 002 NCCW, GW, & ISW Effluent Phase 1	Perfluorohexanoic acid (PFHxA)						6,729 calendar month maximum	nanograms per liter	once per week	24-Hour Flow Composite	Jan-Dec	
SD 002 NCCW, GW, & ISW Effluent Phase 2	Perfluorohexanoic acid (PFHxA)						6,729 calendar month maximum	nanograms per liter	once per week	24-Hour Flow Composite	Jan-Dec	
SD 002 NCCW, GW, & ISW Effluent Phase 3	Perfluorohexanoic acid (PFHxA)	202,972 calendar month average		grams per day		6,172 calendar month average	10,692 daily maximum	nanograms per liter	once per week	24-Hour Flow Composite	Jan-Dec	
SD 002 NCCW, GW, & ISW Effluent Phase 4	Perfluorohexanoic acid (PFHxA)	202,972 calendar month average		grams per day		6,172 calendar month average	10,692 daily maximum	nanograms per liter	once per week	24-Hour Flow Composite	Jan-Dec	
SD 002 NCCW, GW, & ISW Effluent	Perfluorononanesulfonic acid (PFNS)					Monitor only. calendar month average	Monitor only. daily maximum	nanograms per liter	once per month	24-Hour Flow Composite	Jan-Dec	
SD 002 NCCW, GW, & ISW Effluent	Perfluorononanoic acid (PFNA)					Monitor only. calendar month average	Monitor only. daily maximum	nanograms per liter	once per month	24-Hour Flow Composite	Jan-Dec	

Subject item	Parameter	Discharge limitations					Monitoring requirements					Notes
		Quantity /Loading avg.	Quantity /Loading max.	Quantity /Loading units	Quality /Conc. min.	Quality /Conc. avg.	Quality /Conc. max.	Quality/ Conc. units	Frequency	Sample type	Effective period	
SD 002 NCCW, GW, & ISW Effluent	Perfluorooctadecanoic acid (PFODA)					Monitor only. calendar month average	Monitor only. daily maximum	nanograms per liter	once per month	24-Hour Flow Composite	Jan-Dec	
SD 002 NCCW, GW, & ISW Effluent	Perfluorooctanesulfonamide (PFOSA / FOSA)					Monitor only. calendar month average	Monitor only. daily maximum	nanograms per liter	once per month	24-Hour Flow Composite	Jan-Dec	
SD 002 NCCW, GW, & ISW Effluent Phase 1	Perfluorooctanesulfonic acid (PFOS)					7 calendar month average	14 calendar month maximum	nanograms per liter	once per week	24-Hour Flow Composite	Jan-Dec	
SD 002 NCCW, GW, & ISW Effluent Phase 2	Perfluorooctanesulfonic acid (PFOS)					7 calendar month average	14 calendar month maximum	nanograms per liter	once per week	24-Hour Flow Composite	Jan-Dec	
SD 002 NCCW, GW, & ISW Effluent Phase 3	Perfluorooctanesulfonic acid (PFOS)	1.25 calendar month average		grams per day		2.2 calendar month average	2.2 daily maximum	nanograms per liter	once per week	24-Hour Flow Composite	Jan-Dec	The final WQBELs are 0.066 ng/L as a daily maximum and 0.038 ng/L as a calendar month average. These limits are below the conventional (<2-4 ng/L) reporting limit for currently available analytical technology. Therefore, a separate compliance limit (2.2 ng/L) has been established for the purpose of reporting limit compliance data to the MPCA.
SD 002 NCCW, GW, & ISW Effluent Phase 4	Perfluorooctanesulfonic acid (PFOS)	1.25 calendar month average		grams per day		2.2 calendar month average	2.2 daily maximum	nanograms per liter	once per week	24-Hour Flow Composite	Jan-Dec	The final WQBELs are 0.066 ng/L as a daily maximum and 0.038 ng/L as a calendar month average. These limits are below the conventional (<2-4 ng/L)

Subject item	Parameter	Discharge limitations						Monitoring requirements				Notes
		Quantity /Loading avg.	Quantity /Loading max.	Quantity /Loading units	Quality /Conc. min.	Quality /Conc. avg.	Quality /Conc. max.	Quality/ Conc. units	Frequency	Sample type	Effective period	
												reporting limit for currently available analytical technology. Therefore, a separate compliance limit (2.2 ng/L) has been established for the purpose of reporting limit compliance data to the MPCA.
SD 002 NCCW, GW, & ISW Effluent Phase 1	Perfluorooctanoic acid (PFOA)						11,287 calendar month maximum	nanograms per liter	once per week	24-Hour Flow Composite	Jan-Dec	
SD 002 NCCW, GW, & ISW Effluent Phase 2	Perfluorooctanoic acid (PFOA)						11,287 calendar month maximum	nanograms per liter	once per week	24-Hour Flow Composite	Jan-Dec	
SD 002 NCCW, GW, & ISW Effluent Phase 3	Perfluorooctanoic acid (PFOA)	0.42 calendar month average		grams per day		2.1 calendar month average	2.1 daily maximum	nanograms per liter	once per week	24-Hour Flow Composite	Jan-Dec	The final WQBELs are 0.022 ng/L as a daily maximum and 0.013 ng/L as a calendar month average. These limits are below the conventional (<2-4 ng/L) reporting limit for currently available analytical technology. Therefore, a separate compliance limit (2.1 ng/L) has been established for the purpose of reporting limit compliance data to the MPCA.
SD 002 NCCW, GW, & ISW Effluent Phase 4	Perfluorooctanoic acid (PFOA)	0.42 calendar month average		grams per day		2.1 calendar month average	2.1 daily maximum	nanograms per liter	once per week	24-Hour Flow Composite	Jan-Dec	The final WQBELs are 0.022 ng/L as a daily maximum and 0.013 ng/L as a calendar month average. These limits are below the conventional (<2-4 ng/L) reporting limit for currently available analytical technology. Therefore, a separate

Subject item	Parameter	Discharge limitations						Monitoring requirements				Notes
		Quantity /Loading avg.	Quantity /Loading max.	Quantity /Loading units	Quality /Conc. min.	Quality /Conc. avg.	Quality /Conc. max.	Quality /Conc. units	Frequency	Sample type	Effective period	
												compliance limit (2.1 ng/L) has been established for the purpose of reporting limit compliance data to the MPCA.
SD 002 NCCW, GW, & ISW Effluent	Perfluoropentanesulfonic acid (PFPeS)					Monitor only. calendar month average	Monitor only. daily maximum	nanograms per liter	once per month	24-Hour Flow Composite	Jan-Dec	
SD 002 NCCW, GW, & ISW Effluent	Perfluoropentanoic acid (PFPeA)					Monitor only. calendar month average	Monitor only. daily maximum	nanograms per liter	once per month	24-Hour Flow Composite	Jan-Dec	
SD 002 NCCW, GW, & ISW Effluent	Perfluoropropanesulfonic acid (PFPrS)					Monitor only. calendar month average	Monitor only. daily maximum	nanograms per liter	once per month	24-Hour Flow Composite	Jan-Dec	
SD 002 NCCW, GW, & ISW Effluent	Perfluoropropanoic acid (PFPA / PFPrA)					Monitor only. calendar month average	Monitor only. daily maximum	nanograms per liter	once per month	24-Hour Flow Composite	Jan-Dec	
SD 002 NCCW, GW, & ISW Effluent	Perfluorotetradecanoic acid (PFTeDA / PFTeA / PFTA)					Monitor only. calendar month average	Monitor only. daily maximum	nanograms per liter	once per month	24-Hour Flow Composite	Jan-Dec	
SD 002 NCCW, GW, & ISW Effluent	Perfluorotridecanoic acid (PFTrA / PFTrDA)					Monitor only. calendar month average	Monitor only. daily maximum	nanograms per liter	once per month	24-Hour Flow Composite	Jan-Dec	

Subject item	Parameter	Discharge limitations					Monitoring requirements					Notes
		Quantity /Loading avg.	Quantity /Loading max.	Quantity /Loading units	Quality /Conc. min.	Quality /Conc. avg.	Quality /Conc. max.	Quality/ Conc. units	Frequency	Sample type	Effective period	
SD 002 NCCW, GW, & ISW Effluent	Perfluoroundecanoic acid (PFUnA)					Monitor only. calendar month average	Monitor only. daily maximum	nanograms per liter	once per month	24-Hour Flow Composite	Jan-Dec	
SD 002 NCCW, GW, & ISW Effluent	pH				6.0 calendar month minimum		9.0 calendar month maximum	standard units	once per day	Measurement, Continuous	Jan-Dec	
SD 002 NCCW, GW, & ISW Effluent	Phosphorus, Total (as P)					Monitor only. calendar month average		milligrams per liter	once per week	24-Hour Flow Composite	Jan-Dec	
SD 002 NCCW, GW, & ISW Effluent	Potassium 2,2,3,3-tetrafluoropropanoate (2233-TFPA)					Monitor only. calendar month average	Monitor only. daily maximum	nanograms per liter	once per month	24-Hour Flow Composite	Jan-Dec	
SD 002 NCCW, GW, & ISW Effluent	Potassium N,N-bis(perfluorobutanesulfonyl)amide (DBI)					Monitor only. calendar month average	Monitor only. daily maximum	nanograms per liter	once per month	24-Hour Flow Composite	Jan-Dec	
SD 002 NCCW, GW, & ISW Effluent	Potassium perfluoro-4-ethylcyclohexanesulfonate (PECHS / PFECHS)					Monitor only. calendar month average	Monitor only. daily maximum	nanograms per liter	once per month	24-Hour Flow Composite	Jan-Dec	
SD 002 NCCW, GW, & ISW Effluent	Sodium 1,1,2,2-tetrafluoro-2-(1,2,2,2-tetrafluoroethoxy)ethane-1-sulfonate (NVHOS)					Monitor only. calendar month average	Monitor only. daily maximum	nanograms per liter	once per month	24-Hour Flow Composite	Jan-Dec	

Subject item	Parameter	Discharge limitations					Monitoring requirements					Notes
		Quantity /Loading avg.	Quantity /Loading max.	Quantity /Loading units	Quality /Conc. min.	Quality /Conc. avg.	Quality /Conc. max.	Quality/ Conc. units	Frequency	Sample type	Effective period	
SD 002 NCCW, GW, & ISW Effluent	Solids, Total Dissolved (TDS)						Monitor only. calendar quarter maximum	milligrams per liter	once per quarter	24-Hour Flow Composite	Mar, Jun, Sep, Dec	
SD 002 NCCW, GW, & ISW Effluent	Solids, Total Suspended (TSS)	987 calendar month average	1,973 calendar month maximum	kilograms per day		30 calendar month average	60 daily maximum	milligrams per liter	once per week	24-Hour Flow Composite	Jan-Dec	
SD 002 NCCW, GW, & ISW Effluent	Solids, Total Suspended (TSS), grab (Mercury)					Monitor only. calendar month average	Monitor only. daily maximum	milligrams per liter	twice per month	Grab	Jan-Dec	
SD 002 NCCW, GW, & ISW Effluent	Specific Conductance						Monitor only. calendar quarter maximum	micromhos per cm	once per quarter	Measurement	Mar, Jun, Sep, Dec	
SD 002 NCCW, GW, & ISW Effluent	Sulfate, Total (as SO4)						Monitor only. calendar quarter maximum	milligrams per liter	once per quarter	24-Hour Flow Composite	Mar, Jun, Sep, Dec	
SD 002 NCCW, GW, & ISW Effluent	Temperature, Water (F)						83.0 calendar month maximum	degrees Fahrenheit	once per week	Measurement, Instantaneous	Jan-Dec	
SD 002 NCCW, GW, & ISW Effluent	Trifluoroacetic acid (TFA)					Monitor only. calendar month average	Monitor only. daily maximum	nanograms per liter	once per month	24-Hour Flow Composite	Jan-Dec	
SD 002 NCCW,	Trifluoromethanesulfo					Monitor	Monitor	nanograms	once per	24-Hour Flow	Jan-Dec	

Subject item	Parameter	Discharge limitations						Monitoring requirements				Notes
		Quantity /Loading avg.	Quantity /Loading max.	Quantity /Loading units	Quality /Conc. min.	Quality /Conc. avg.	Quality /Conc. max.	Quality/ Conc. units	Frequency	Sample type	Effective period	
GW, & ISW Effluent	nic acid (TFMS / PFMeS)					only. calendar month average	only. daily maximum	per liter	month	Composite		
SD 002 NCCW, GW, & ISW Effluent	[3-(Heptadecafluorooctyl sulfonylamino)propyl] dimethylamine N-oxide (AOF)					Monitor only. calendar month average	Monitor only. daily maximum	nanograms per liter	once per month	24-Hour Flow Composite	Jan-Dec	
SD 003 Outfalls SD001+ SD002												
SD 003 Outfalls SD001+ SD002	Chlorine, Total Residual						0.038 daily maximum	milligrams per liter	once per week	Grab	Jan-Dec	
SD 003 Outfalls SD001+ SD002	Flow		Monitor only. calendar month total	million gallons		Monitor only. calendar month average	Monitor only. calendar month maximum	million gallons per day	once per day	Measurement, Continuous	Jan-Dec	
SD 003 Outfalls SD001+ SD002	Phosphorus, Total (as P)		6,253 12-month moving total	kilograms per year					once per month	Calculation	Jan-Dec	
SD 009 Basin 3U Overflow: 3U-01/BML 001: Former Incinerator Area												
SD 009 Basin 3U Overflow: 3U-01/BML 001: Former Incinerator Area	(Perfluorobutyl) sulfonamido acetic acid (FBSAA)					Monitor only. calendar quarter average	Monitor only. daily maximum	nanograms per liter	once per quarter	Grab	Jan-Dec	
SD 009 Basin 3U Overflow: 3U-01/BML 001: Former Incinerator Area	1,1,2,2-Tetrafluoro-2-[[[1,1,1,2,2,3,3,4,4-octafluorobutan-2-yl)oxy]ethane-1-sulfonic acid (R-PSDCA / Byproduct 6)					Monitor only. calendar quarter average	Monitor only. daily maximum	nanograms per liter	once per quarter	Grab	Jan-Dec	
SD 009 Basin 3U	10:2 Fluorotelomer					Monitor	Monitor	nanograms	once per	Grab	Jan-Dec	

Subject item	Parameter	Discharge limitations						Monitoring requirements				Notes
		Quantity /Loading avg.	Quantity /Loading max.	Quantity /Loading units	Quality /Conc. min.	Quality /Conc. avg.	Quality /Conc. max.	Quality/ Conc. units	Frequency	Sample type	Effective period	
Overflow: 3U-01/BML 001: Former Incinerator Area	sulfonic acid (10:2 FTSA)					only. calendar quarter average	only. daily maximum	per liter	quarter			
SD 009 Basin 3U Overflow: 3U-01/BML 001: Former Incinerator Area	11-Chloroperfluoro-3-oxaundecanesulfonic acid (11Cl-PF3OUdS / F-53B Minor)					Monitor only. calendar quarter average	Monitor only. daily maximum	nanograms per liter	once per quarter	Grab	Jan-Dec	
SD 009 Basin 3U Overflow: 3U-01/BML 001: Former Incinerator Area	2,2'-(((Nonafluorobutyl)sulfonyl)imino)diacetic acid (FBSEE diacid)					Monitor only. calendar quarter average	Monitor only. daily maximum	nanograms per liter	once per quarter	Grab	Jan-Dec	
SD 009 Basin 3U Overflow: 3U-01/BML 001: Former Incinerator Area	2,2,3,3-Tetrafluoro-3-methoxypropanoic acid (MTP)					Monitor only. calendar quarter average	Monitor only. daily maximum	nanograms per liter	once per quarter	Grab	Jan-Dec	
SD 009 Basin 3U Overflow: 3U-01/BML 001: Former Incinerator Area	2,2,3,3-Tetrafluoro-3-[1,1,1,2,3,3-hexafluoro-3-(1,2,2,2-tetrafluoroethoxy)propan-2-yl]oxypropanoic acid (Hydro-EVE Acid)					Monitor only. calendar quarter average	Monitor only. daily maximum	nanograms per liter	once per quarter	Grab	Jan-Dec	
SD 009 Basin 3U Overflow: 3U-01/BML 001: Former Incinerator Area	2,3,3,3-Tetrafluoro-2-(trifluoromethyl)propanamide (PIBA)					Monitor only. calendar quarter average	Monitor only. daily maximum	nanograms per liter	once per quarter	Grab	Jan-Dec	
SD 009 Basin 3U Overflow: 3U-01/BML 001: Former Incinerator Area	2,3,3,3-Tetrafluoropropanoic acid (2333-TFPA)					Monitor only. calendar quarter average	Monitor only. daily maximum	nanograms per liter	once per quarter	Grab	Jan-Dec	

Subject item	Parameter	Discharge limitations						Monitoring requirements				Notes
		Quantity /Loading avg.	Quantity /Loading max.	Quantity /Loading units	Quality /Conc. min.	Quality /Conc. avg.	Quality /Conc. max.	Quality/ Conc. units	Frequency	Sample type	Effective period	
SD 009 Basin 3U Overflow: 3U-01/BML 001: Former Incinerator Area	2-(N-(Perfluorobutylsulfonyl)-N-methylamino)ethanol (MeFBSE)					Monitor only. calendar quarter average	Monitor only. daily maximum	nanograms per liter	once per quarter	Grab	Jan-Dec	
SD 009 Basin 3U Overflow: 3U-01/BML 001: Former Incinerator Area	2-(N-Ethylperfluorooctanesulfonamido)acetic acid (N-EtFOSAA / NEtFOSAA / EtFOSAA)					Monitor only. calendar quarter average	Monitor only. daily maximum	nanograms per liter	once per quarter	Grab	Jan-Dec	
SD 009 Basin 3U Overflow: 3U-01/BML 001: Former Incinerator Area	2-(N-methylperfluoro-1-octanesulfonamido)-ethanol (NMeFOSE)					Monitor only. calendar quarter average	Monitor only. daily maximum	nanograms per liter	once per quarter	Grab	Jan-Dec	
SD 009 Basin 3U Overflow: 3U-01/BML 001: Former Incinerator Area	2-(N-Methylperfluorooctanesulfonamido)acetic acid (N-MeFOSAA / NMeFOSAA / MeFOSAA)					Monitor only. calendar quarter average	Monitor only. daily maximum	nanograms per liter	once per quarter	Grab	Jan-Dec	
SD 009 Basin 3U Overflow: 3U-01/BML 001: Former Incinerator Area	2-(Perfluorodecyl)ethanoic acid (10:2 FTCA / FDEA)					Monitor only. calendar quarter average	Monitor only. daily maximum	nanograms per liter	once per quarter	Grab	Jan-Dec	
SD 009 Basin 3U Overflow: 3U-01/BML 001: Former Incinerator Area	2-(Perfluorodecyl)ethanol (10:2 FTOH)					Monitor only. calendar quarter average	Monitor only. daily maximum	nanograms per liter	once per quarter	Grab	Jan-Dec	
SD 009 Basin 3U Overflow: 3U-01/BML 001: Former Incinerator Area	2-(Perfluorohexyl)ethanoic acid (6:2 FTCA /					Monitor only. calendar	Monitor only. daily maximum	nanograms per liter	once per quarter	Grab	Jan-Dec	

Subject item	Parameter	Discharge limitations					Monitoring requirements					Notes
		Quantity /Loading avg.	Quantity /Loading max.	Quantity /Loading units	Quality /Conc. min.	Quality /Conc. avg.	Quality /Conc. max.	Quality/ Conc. units	Frequency	Sample type	Effective period	
Former Incinerator Area	FHEA)					quarter average						
SD 009 Basin 3U Overflow: 3U-01/BML 001: Former Incinerator Area	2-(Perfluorohexyl)ethanol (6:2 FTOH)					Monitor only. calendar quarter average	Monitor only. daily maximum	nanograms per liter	once per quarter	Grab	Jan-Dec	
SD 009 Basin 3U Overflow: 3U-01/BML 001: Former Incinerator Area	2-(Perfluorooctyl)ethanoic acid (8:2 FTCA)					Monitor only. calendar quarter average	Monitor only. daily maximum	nanograms per liter	once per quarter	Grab	Jan-Dec	
SD 009 Basin 3U Overflow: 3U-01/BML 001: Former Incinerator Area	2-(Perfluorooctyl)ethanol (8:2 FTOH)					Monitor only. calendar quarter average	Monitor only. daily maximum	nanograms per liter	once per quarter	Grab	Jan-Dec	
SD 009 Basin 3U Overflow: 3U-01/BML 001: Former Incinerator Area	2H,2H,3H,3H-Perfluorooctanoic acid (5:3 FTCA)					Monitor only. calendar quarter average	Monitor only. daily maximum	nanograms per liter	once per quarter	Grab	Jan-Dec	
SD 009 Basin 3U Overflow: 3U-01/BML 001: Former Incinerator Area	2H-Perfluoro-2-decenoic acid (8:2 FTUCA)					Monitor only. calendar quarter average	Monitor only. daily maximum	nanograms per liter	once per quarter	Grab	Jan-Dec	
SD 009 Basin 3U Overflow: 3U-01/BML 001: Former Incinerator Area	2H-Perfluoro-2-dodecenoate (10:2 FTUCA)					Monitor only. calendar quarter average	Monitor only. daily maximum	nanograms per liter	once per quarter	Grab	Jan-Dec	
SD 009 Basin 3U Overflow: 3U-01/BML 001: Former Incinerator Area	2H-Perfluoro-2-octenoic acid (6:2) (6:2)					Monitor only.	Monitor only. daily	nanograms per liter	once per quarter	Grab	Jan-Dec	

Subject item	Parameter	Discharge limitations					Monitoring requirements					Notes
		Quantity /Loading avg.	Quantity /Loading max.	Quantity /Loading units	Quality /Conc. min.	Quality /Conc. avg.	Quality /Conc. max.	Quality/ Conc. units	Frequency	Sample type	Effective period	
01/BML 001: Former Incinerator Area	FTUCA)					calendar quarter average	maximum					
SD 009 Basin 3U-01/BML 001: Former Incinerator Area	3-((3-((2-Carboxyethyl)((tridecafluorohexyl)sulfonyl)amino)propyl)(dimethyl)azaniumyl)propanoate (PHSA-DC)					Monitor only. calendar quarter average	Monitor only. daily maximum	nanograms per liter	once per quarter	Grab	Jan-Dec	
SD 009 Basin 3U-01/BML 001: Former Incinerator Area	3-((3-((2-Hydroxyethyl)(dimethyl)azaniumyl)propyl)((perfluorobutyl)sulfonyl)amino)propane-1-sulfonate (PBSA-S1)					Monitor only. calendar quarter average	Monitor only. daily maximum	nanograms per liter	once per quarter	Grab	Jan-Dec	
SD 009 Basin 3U-01/BML 001: Former Incinerator Area	3-((3-((N-(2-Carboxyethyl)-perfluorobutyl)sulfonamido)propyl)-dimethylammonio)propanoate (PBSA-DC)					Monitor only. calendar quarter average	Monitor only. daily maximum	nanograms per liter	once per quarter	Grab	Jan-Dec	
SD 009 Basin 3U-01/BML 001: Former Incinerator Area	3-(Dimethyl(3-(((tridecafluorohexyl)sulfonyl)amino)propyl)azaniumyl)-2-hydroxypropane-1-sulfonate (PHSA-OH1)					Monitor only. calendar quarter average	Monitor only. daily maximum	nanograms per liter	once per quarter	Grab	Jan-Dec	
SD 009 Basin 3U-01/BML 001: Former Incinerator Area	3-(Dimethyl(3-(((tridecafluorohexyl)sulfonyl)amino)propyl)azaniumyl)propanoate (PHSA-C2)					Monitor only. calendar quarter average	Monitor only. daily maximum	nanograms per liter	once per quarter	Grab	Jan-Dec	
SD 009 Basin 3U-01/BML 001: Former Incinerator Area	3-(Perfluoroheptyl)propanoic acid (7:3 FTCA)					Monitor only. calendar	Monitor only. daily maximum	nanograms per liter	once per quarter	Grab	Jan-Dec	

Subject item	Parameter	Discharge limitations					Monitoring requirements					Notes
		Quantity /Loading avg.	Quantity /Loading max.	Quantity /Loading units	Quality /Conc. min.	Quality /Conc. avg.	Quality /Conc. max.	Quality/ Conc. units	Frequency	Sample type	Effective period	
Former Incinerator Area						quarter average						
SD 009 Basin 3U Overflow: 3U-01/BML 001: Former Incinerator Area	3-(3-[(2-Hydroxyethyl)(dimethyl)azaniumyl]propyl[(perfluorohexyl)sulfonyl]amino)-1-propanesulfonate (PHSA-S1)					Monitor only. calendar quarter average	Monitor only. daily maximum	nanograms per liter	once per quarter	Grab	Jan-Dec	
SD 009 Basin 3U Overflow: 3U-01/BML 001: Former Incinerator Area	3-[[3-(Dimethylamino)propyl][[(1,1,2,2,3,3,4,4,5,5,6,6,6-tridecafluorohexyl)sulfonyl]amino]-1-propanesulfonic acid (PHSA-S3)					Monitor only. calendar quarter average	Monitor only. daily maximum	nanograms per liter	once per quarter	Grab	Jan-Dec	
SD 009 Basin 3U Overflow: 3U-01/BML 001: Former Incinerator Area	3:3 Fluorotelomer carboxylic acid (3:3 FTCA)					Monitor only. calendar quarter average	Monitor only. daily maximum	nanograms per liter	once per quarter	Grab	Jan-Dec	
SD 009 Basin 3U Overflow: 3U-01/BML 001: Former Incinerator Area	4,8-Dioxa-3H-perfluorononanoic acid (ADONA)					Monitor only. calendar quarter average	Monitor only. daily maximum	nanograms per liter	once per quarter	Grab	Jan-Dec	
SD 009 Basin 3U Overflow: 3U-01/BML 001: Former Incinerator Area	4-(2-Carboxy-1,1,2,2-tetrafluoroethoxy)-perfluoropentanoic acid (R-EVE)					Monitor only. calendar quarter average	Monitor only. daily maximum	nanograms per liter	once per quarter	Grab	Jan-Dec	
SD 009 Basin 3U Overflow: 3U-01/BML 001: Former Incinerator Area	4:2 Fluorotelomer alcohol (4:2 FTOH)					Monitor only. calendar	Monitor only. daily maximum	nanograms per liter	once per quarter	Grab	Jan-Dec	

Subject item	Parameter	Discharge limitations					Monitoring requirements					Notes
		Quantity /Loading avg.	Quantity /Loading max.	Quantity /Loading units	Quality /Conc. min.	Quality /Conc. avg.	Quality /Conc. max.	Quality/ Conc. units	Frequency	Sample type	Effective period	
Former Incinerator Area						quarter average						
SD 009 Basin 3U Overflow: 3U-01/BML 001: Former Incinerator Area	4H-Perfluorobutanoic acid (4H-PFBA)					Monitor only. calendar quarter average	Monitor only. daily maximum	nanograms per liter	once per quarter	Grab	Jan-Dec	
SD 009 Basin 3U Overflow: 3U-01/BML 001: Former Incinerator Area	5-(1,2,2,2-Tetrafluoro)ethoxy-perfluoro-3-oxa-4-methylpentanesulfonic acid (Hydro-PS Acid / PFESA BP 2)					Monitor only. calendar quarter average	Monitor only. daily maximum	nanograms per liter	once per quarter	Grab	Jan-Dec	
SD 009 Basin 3U Overflow: 3U-01/BML 001: Former Incinerator Area	6:2 Fluorotelomer sulfonic acid (6:2 FTS)					Monitor only. calendar quarter average	Monitor only. daily maximum	nanograms per liter	once per quarter	Grab	Jan-Dec	
SD 009 Basin 3U Overflow: 3U-01/BML 001: Former Incinerator Area	7:2 sFluorotelomer alcohol (7:2 FTOH)					Monitor only. calendar quarter average	Monitor only. daily maximum	nanograms per liter	once per quarter	Grab	Jan-Dec	
SD 009 Basin 3U Overflow: 3U-01/BML 001: Former Incinerator Area	Arsenic, Total (as As)					Monitor only. calendar year average intervention-qtr		milligrams per liter	once per quarter	Grab	Jan-Dec	The intervention limit is 0.680 mg/L. If this limit is exceeded, the Permittee shall refer to the Industrial Stormwater section of this permit.
SD 009 Basin 3U Overflow: 3U-01/BML 001: Former Incinerator Area	Benzyltriphenylphosphonium (TPBP)					Monitor only. calendar quarter average	Monitor only. daily maximum	nanograms per liter	once per quarter	Grab	Jan-Dec	

Subject item	Parameter	Discharge limitations					Monitoring requirements					Notes
		Quantity /Loading avg.	Quantity /Loading max.	Quantity /Loading units	Quality /Conc. min.	Quality /Conc. avg.	Quality /Conc. max.	Quality/ Conc. units	Frequency	Sample type	Effective period	
SD 009 Basin 3U Overflow: 3U-01/BML 001: Former Incinerator Area	Bisphenol AF (BPAF)					Monitor only. calendar quarter average	Monitor only. daily maximum	nanograms per liter	once per quarter	Grab	Jan-Dec	
SD 009 Basin 3U Overflow: 3U-01/BML 001: Former Incinerator Area	BOD, Carbonaceous 05 Day (20 Deg C)					Monitor only. calendar year average intervention-qtr		milligrams per liter	once per quarter	Grab	Jan-Dec	The intervention limit is 25 mg/L. If this limit is exceeded, the Permittee shall refer to the Industrial Stormwater section of this permit.
SD 009 Basin 3U Overflow: 3U-01/BML 001: Former Incinerator Area	Cadmium, Total (as Cd)					Monitor only. calendar year average intervention-qtr		milligrams per liter	once per quarter	Grab	Jan-Dec	The intervention limit is 0.0078 mg/L. If this limit is exceeded, the Permittee shall refer to the Industrial Stormwater section of this permit.
SD 009 Basin 3U Overflow: 3U-01/BML 001: Former Incinerator Area	Chromium, Total (as Cr)					Monitor only. calendar year average intervention-qtr		milligrams per liter	once per quarter	Grab	Jan-Dec	The intervention limit is 3.5 mg/L. If this limit is exceeded, the Permittee shall refer to the Industrial Stormwater section of this permit.
SD 009 Basin 3U Overflow: 3U-01/BML 001: Former Incinerator Area	COD (Chemical Oxygen Demand)					Monitor only. calendar year average intervention-qtr		milligrams per liter	once per quarter	Grab	Jan-Dec	The intervention limit is 120 mg/L. If this limit is exceeded, the Permittee shall refer to the Industrial Stormwater section of this permit.
SD 009 Basin 3U Overflow: 3U-	Cyanide, Total (as CN)					Monitor only.		milligrams per liter	once per quarter	Grab	Jan-Dec	The intervention limit is 0.045 mg/L. If this limit is exceeded,

Subject item	Parameter	Discharge limitations						Monitoring requirements				Notes	
		Quantity /Loading avg.	Quantity /Loading max.	Quantity /Loading units	Quality /Conc. min.	Quality /Conc. avg.	Quality /Conc. max.	Quality/ Conc. units	Frequency	Sample type	Effective period		
01/BML 001: Former Incinerator Area						calendar year average intervention-qtr							the Permittee shall refer to the Industrial Stormwater section of this permit.
SD 009 Basin 3U Overflow: 3U-01/BML 001: Former Incinerator Area	Flow		Monitor only. calendar quarter total	million gallons		Monitor only. calendar quarter average	Monitor only. calendar quarter maximum	million gallons per day	once per day	Estimate	Jan-Dec		
SD 009 Basin 3U Overflow: 3U-01/BML 001: Former Incinerator Area	Fluorine, Total Organic (TOF)					Monitor only. calendar quarter average	Monitor only. daily maximum	nanograms per liter	once per quarter	Grab	Jan-Dec		
SD 009 Basin 3U Overflow: 3U-01/BML 001: Former Incinerator Area	Fluoro[perfluoro-2-(perfluoro-2-sulfoethoxy)propoxy]acetic acid (Hydrolyzed PSDA / 49 Byproduct 5)					Monitor only. calendar quarter average	Monitor only. daily maximum	nanograms per liter	once per quarter	Grab	Jan-Dec		
SD 009 Basin 3U Overflow: 3U-01/BML 001: Former Incinerator Area	Lead, Total (as Pb)					Monitor only. calendar year average intervention-qtr		milligrams per liter	once per quarter	Grab	Jan-Dec		The intervention limit is 0.164 mg/L. If this limit is exceeded, the Permittee shall refer to the Industrial Stormwater section of this permit.
SD 009 Basin 3U Overflow: 3U-01/BML 001: Former Incinerator Area	Lithium bis[(trifluoromethyl)sulfonyl]azanide (HQ-115 / TFSI-LI)					Monitor only. calendar quarter average	Monitor only. daily maximum	nanograms per liter	once per quarter	Grab	Jan-Dec		
SD 009 Basin 3U Overflow: 3U-	Methane, bis[(trifluoromethyl)sul					Monitor only.	Monitor only. daily	nanograms per liter	once per quarter	Grab	Jan-Dec		

Subject item	Parameter	Discharge limitations					Monitoring requirements					Notes
		Quantity /Loading avg.	Quantity /Loading max.	Quantity /Loading units	Quality /Conc. min.	Quality /Conc. avg.	Quality /Conc. max.	Quality/ Conc. units	Frequency	Sample type	Effective period	
01/BML 001: Former Incinerator Area	fonyl]- (MEDSULF)					calendar quarter average	maximum					
SD 009 Basin 3U Overflow: 3U-01/BML 001: Former Incinerator Area	N,N-Bis(2-hydroxyethyl)perfluorobutanesulfonamide (FBSEE / FBSEE Diol)					Monitor only. calendar quarter average	Monitor only. daily maximum	nanograms per liter	once per quarter	Grab	Jan-Dec	
SD 009 Basin 3U Overflow: 3U-01/BML 001: Former Incinerator Area	N-(2-Hydroxyethyl)-N,N-dimethyl-3-(((tridecafluorohexyl)sulfonyl)amino)propan-1-aminium (PHSA-E1)					Monitor only. calendar quarter average	Monitor only. daily maximum	nanograms per liter	once per quarter	Grab	Jan-Dec	
SD 009 Basin 3U Overflow: 3U-01/BML 001: Former Incinerator Area	N-(3-(Dimethylamino)propyl) perfluorohexane sulfonamide (PHSA)					Monitor only. calendar quarter average	Monitor only. daily maximum	nanograms per liter	once per quarter	Grab	Jan-Dec	
SD 009 Basin 3U Overflow: 3U-01/BML 001: Former Incinerator Area	N-(Methyl)nonafluorobutanesulfonamide (MeFBSA)					Monitor only. calendar quarter average	Monitor only. daily maximum	nanograms per liter	once per quarter	Grab	Jan-Dec	
SD 009 Basin 3U Overflow: 3U-01/BML 001: Former Incinerator Area	N-(Perfluorobutanesulfonyl)-N-(3-dimethylaminopropyl)-3-aminopropanoic acid (PBSA-C1)					Monitor only. calendar quarter average	Monitor only. daily maximum	nanograms per liter	once per quarter	Grab	Jan-Dec	
SD 009 Basin 3U Overflow: 3U-01/BML 001: Former Incinerator Area	N-(Perfluorohexanesulfonyl)-N-(3-dimethylaminopropyl)-3-aminopropanoic acid (PHSA-C1)					Monitor only. calendar quarter average	Monitor only. daily maximum	nanograms per liter	once per quarter	Grab	Jan-Dec	

Subject item	Parameter	Discharge limitations					Monitoring requirements					Notes
		Quantity /Loading avg.	Quantity /Loading max.	Quantity /Loading units	Quality /Conc. min.	Quality /Conc. avg.	Quality /Conc. max.	Quality/ Conc. units	Frequency	Sample type	Effective period	
SD 009 Basin 3U Overflow: 3U-01/BML 001: Former Incinerator Area	N-Ethyl-N-(2-hydroxyethyl)perfluoro octane sulfonamide (N-EtFOSE)					Monitor only. calendar quarter average	Monitor only. daily maximum	nanograms per liter	once per quarter	Grab	Jan-Dec	
SD 009 Basin 3U Overflow: 3U-01/BML 001: Former Incinerator Area	N-Ethylperfluorooctanes ulfonamide (EtFOSA / N-EtFOSA)					Monitor only. calendar quarter average	Monitor only. daily maximum	nanograms per liter	once per quarter	Grab	Jan-Dec	
SD 009 Basin 3U Overflow: 3U-01/BML 001: Former Incinerator Area	N-Methyl-N-[(perfluorobutyl)sulfonyl]glycine (MeFBSAA)					Monitor only. calendar quarter average	Monitor only. daily maximum	nanograms per liter	once per quarter	Grab	Jan-Dec	
SD 009 Basin 3U Overflow: 3U-01/BML 001: Former Incinerator Area	N-methylperfluoro-1-octanesulfonamide (MeFOSA / NMeFOSA)					Monitor only. calendar quarter average	Monitor only. daily maximum	nanograms per liter	once per quarter	Grab	Jan-Dec	
SD 009 Basin 3U Overflow: 3U-01/BML 001: Former Incinerator Area	Nitrogen, Ammonia, Total (as N)					Monitor only. calendar year average intervention-qtr		milligrams per liter	once per quarter	Grab	Jan-Dec	The intervention limit is 2.8 mg/L. If this limit is exceeded, the Permittee shall refer to the Industrial Stormwater section of this permit.
SD 009 Basin 3U Overflow: 3U-01/BML 001: Former Incinerator Area	Perfluoro(2-((6-chlorohexyl)oxy)ethanesulfonic acid) (9Cl-PF3ONS / F53B Major)					Monitor only. calendar quarter average	Monitor only. daily maximum	nanograms per liter	once per quarter	Grab	Jan-Dec	
SD 009 Basin 3U Overflow: 3U-	Perfluoro(4-methoxybutanoic acid)					Monitor only.	Monitor only. daily	nanograms per liter	once per quarter	Grab	Jan-Dec	

Subject item	Parameter	Discharge limitations					Monitoring requirements					Notes
		Quantity /Loading avg.	Quantity /Loading max.	Quantity /Loading units	Quality /Conc. min.	Quality /Conc. avg.	Quality /Conc. max.	Quality/ Conc. units	Frequency	Sample type	Effective period	
01/BML 001: Former Incinerator Area	(PFECA-A / PFMBA)					calendar quarter average	maximum					
SD 009 Basin 3U Overflow: 3U- 01/BML 001: Former Incinerator Area	Perfluoro-2- (perfluoromethoxy)pro panoic acid (PMPA / PFECA F)					Monitor only. calendar quarter average	Monitor only. daily maximum	nanograms per liter	once per quarter	Grab	Jan-Dec	
SD 009 Basin 3U Overflow: 3U- 01/BML 001: Former Incinerator Area	Perfluoro-2- ethoxyethanesulfonic acid (PFEEESA)					Monitor only. calendar quarter average	Monitor only. daily maximum	nanograms per liter	once per quarter	Grab	Jan-Dec	
SD 009 Basin 3U Overflow: 3U- 01/BML 001: Former Incinerator Area	Perfluoro-2- ethoxypropanoic acid (PEPA)					Monitor only. calendar quarter average	Monitor only. daily maximum	nanograms per liter	once per quarter	Grab	Jan-Dec	
SD 009 Basin 3U Overflow: 3U- 01/BML 001: Former Incinerator Area	Perfluoro-2- methoxyaceticacid (PFMOAA)					Monitor only. calendar quarter average	Monitor only. daily maximum	nanograms per liter	once per quarter	Grab	Jan-Dec	
SD 009 Basin 3U Overflow: 3U- 01/BML 001: Former Incinerator Area	Perfluoro-2-methyl-3- oxahexanoic acid (HFPO-DA / GenX)					Monitor only. calendar quarter average	Monitor only. daily maximum	nanograms per liter	once per quarter	Grab	Jan-Dec	
SD 009 Basin 3U Overflow: 3U- 01/BML 001: Former Incinerator Area	Perfluoro-3,5,7,9,11- pentaaxadodecanoic acid (PFO5DA)					Monitor only. calendar quarter average	Monitor only. daily maximum	nanograms per liter	once per quarter	Grab	Jan-Dec	
SD 009 Basin 3U	Perfluoro-3,5,7,9-					Monitor	Monitor	nanograms	once per	Grab	Jan-Dec	

Subject item	Parameter	Discharge limitations						Monitoring requirements				Notes
		Quantity /Loading avg.	Quantity /Loading max.	Quantity /Loading units	Quality /Conc. min.	Quality /Conc. avg.	Quality /Conc. max.	Quality/ Conc. units	Frequency	Sample type	Effective period	
Overflow: 3U-01/BML 001: Former Incinerator Area	butaoxadecanoic acid (PFO4DA)					only. calendar quarter average	only. daily maximum	per liter	quarter			
SD 009 Basin 3U Overflow: 3U-01/BML 001: Former Incinerator Area	Perfluoro-3,5,7-trioxaoctanoic acid (PFO3OA)					Monitor only. calendar quarter average	Monitor only. daily maximum	nanograms per liter	once per quarter	Grab	Jan-Dec	
SD 009 Basin 3U Overflow: 3U-01/BML 001: Former Incinerator Area	Perfluoro-3,5-dioxaheptanoic acid (PFO2HxA)					Monitor only. calendar quarter average	Monitor only. daily maximum	nanograms per liter	once per quarter	Grab	Jan-Dec	
SD 009 Basin 3U Overflow: 3U-01/BML 001: Former Incinerator Area	Perfluoro-3,6-dioxa-4-methyl-7-octene-1-sulfonic acid (PS Acid / PFESA BP 1)					Monitor only. calendar quarter average	Monitor only. daily maximum	nanograms per liter	once per quarter	Grab	Jan-Dec	
SD 009 Basin 3U Overflow: 3U-01/BML 001: Former Incinerator Area	Perfluoro-3,6-dioxaheptanoic acid (PFECA-B / NFDHA)					Monitor only. calendar quarter average	Monitor only. daily maximum	nanograms per liter	once per quarter	Grab	Jan-Dec	
SD 009 Basin 3U Overflow: 3U-01/BML 001: Former Incinerator Area	Perfluoro-3-methoxypropanoic acid (PFMPA)					Monitor only. calendar quarter average	Monitor only. daily maximum	nanograms per liter	once per quarter	Grab	Jan-Dec	
SD 009 Basin 3U Overflow: 3U-01/BML 001: Former Incinerator Area	Perfluoro-3-[1-(ethenyloxy)propan-2-yl]oxypropanoic acid (EVE Acid)					Monitor only. calendar quarter average	Monitor only. daily maximum	nanograms per liter	once per quarter	Grab	Jan-Dec	

Subject item	Parameter	Discharge limitations						Monitoring requirements				Notes
		Quantity /Loading avg.	Quantity /Loading max.	Quantity /Loading units	Quality /Conc. min.	Quality /Conc. avg.	Quality /Conc. max.	Quality/ Conc. units	Frequency	Sample type	Effective period	
SD 009 Basin 3U Overflow: 3U-01/BML 001: Former Incinerator Area	Perfluoro-4-(2-sulfoethoxy)pentanoic acid (R-PSDA / BPFESA)					Monitor only. calendar quarter average	Monitor only. daily maximum	nanograms per liter	once per quarter	Grab	Jan-Dec	
SD 009 Basin 3U Overflow: 3U-01/BML 001: Former Incinerator Area	Perfluoro-4-isopropoxybutanoic acid (PFECA-G)					Monitor only. calendar quarter average	Monitor only. daily maximum	nanograms per liter	once per quarter	Grab	Jan-Dec	
SD 009 Basin 3U Overflow: 3U-01/BML 001: Former Incinerator Area	Perfluorobutane-1-sulfinic acid (PFBSi)					Monitor only. calendar quarter average	Monitor only. daily maximum	nanograms per liter	once per quarter	Grab	Jan-Dec	
SD 009 Basin 3U Overflow: 3U-01/BML 001: Former Incinerator Area	Perfluorobutane-1-sulfonamidoethanol (FBSE)					Monitor only. calendar quarter average	Monitor only. daily maximum	nanograms per liter	once per quarter	Grab	Jan-Dec	
SD 009 Basin 3U Overflow: 3U-01/BML 001: Former Incinerator Area	Perfluorobutane-N-(3-(dimethylamino)propyl)-1-sulfonamide sulfonamido amine (PBSA)					Monitor only. calendar quarter average	Monitor only. daily maximum	nanograms per liter	once per quarter	Grab	Jan-Dec	
SD 009 Basin 3U Overflow: 3U-01/BML 001: Former Incinerator Area	Perfluorobutanesulfonamide (FBSA)					Monitor only. calendar quarter average	Monitor only. daily maximum	nanograms per liter	once per quarter	Grab	Jan-Dec	
SD 009 Basin 3U Overflow: 3U-01/BML 001: Former	Perfluorobutanesulfonic acid (PFBS)					Monitor only. calendar quarter	Monitor only. daily maximum	nanograms per liter	once per quarter	Grab	Jan-Dec	

Subject item	Parameter	Discharge limitations					Monitoring requirements					Notes
		Quantity /Loading avg.	Quantity /Loading max.	Quantity /Loading units	Quality /Conc. min.	Quality /Conc. avg.	Quality /Conc. max.	Quality/ Conc. units	Frequency	Sample type	Effective period	
Incinerator Area						average						
SD 009 Basin 3U Overflow: 3U-01/BML 001: Former Incinerator Area	Perfluorobutanoic acid (PFBA)					Monitor only. calendar quarter average	Monitor only. daily maximum	nanograms per liter	once per quarter	Grab	Jan-Dec	
SD 009 Basin 3U Overflow: 3U-01/BML 001: Former Incinerator Area	Perfluorodecanesulfonic acid (PFDS)					Monitor only. calendar quarter average	Monitor only. daily maximum	nanograms per liter	once per quarter	Grab	Jan-Dec	
SD 009 Basin 3U Overflow: 3U-01/BML 001: Former Incinerator Area	Perfluorodecanoic acid (PFDA)					Monitor only. calendar quarter average	Monitor only. daily maximum	nanograms per liter	once per quarter	Grab	Jan-Dec	
SD 009 Basin 3U Overflow: 3U-01/BML 001: Former Incinerator Area	Perfluorododecanesulfonic acid (PFDoS)					Monitor only. calendar quarter average	Monitor only. daily maximum	nanograms per liter	once per quarter	Grab	Jan-Dec	
SD 009 Basin 3U Overflow: 3U-01/BML 001: Former Incinerator Area	Perfluorododecanoic acid (PFDoA)					Monitor only. calendar quarter average	Monitor only. daily maximum	nanograms per liter	once per quarter	Grab	Jan-Dec	
SD 009 Basin 3U Overflow: 3U-01/BML 001: Former Incinerator Area	Perfluoroethanesulfonic acid (PFES / PFETs)					Monitor only. calendar quarter average	Monitor only. daily maximum	nanograms per liter	once per quarter	Grab	Jan-Dec	
SD 009 Basin 3U Overflow: 3U-01/BML 001: Former Incinerator Area	Perfluoroheptanesulfonic acid (PFHpS)					Monitor only. calendar	Monitor only. daily maximum	nanograms per liter	once per quarter	Grab	Jan-Dec	

Subject item	Parameter	Discharge limitations					Monitoring requirements					Notes
		Quantity /Loading avg.	Quantity /Loading max.	Quantity /Loading units	Quality /Conc. min.	Quality /Conc. avg.	Quality /Conc. max.	Quality/ Conc. units	Frequency	Sample type	Effective period	
Former Incinerator Area						quarter average						
SD 009 Basin 3U Overflow: 3U-01/BML 001: Former Incinerator Area	Perfluoroheptanoic acid (PFHpA)					Monitor only. calendar quarter average	Monitor only. daily maximum	nanograms per liter	once per quarter	Grab	Jan-Dec	
SD 009 Basin 3U Overflow: 3U-01/BML 001: Former Incinerator Area	Perfluorohexadecanoic acid (PFHxDA)					Monitor only. calendar quarter average	Monitor only. daily maximum	nanograms per liter	once per quarter	Grab	Jan-Dec	
SD 009 Basin 3U Overflow: 3U-01/BML 001: Former Incinerator Area	Perfluorohexanesulfon amide (PFHxSA)					Monitor only. calendar quarter average	Monitor only. daily maximum	nanograms per liter	once per quarter	Grab	Jan-Dec	
SD 009 Basin 3U Overflow: 3U-01/BML 001: Former Incinerator Area	Perfluorohexanesulfonic acid (PFH1S / PFHS / PFHxS)					Monitor only. calendar quarter average	Monitor only. daily maximum	nanograms per liter	once per quarter	Grab	Jan-Dec	
SD 009 Basin 3U Overflow: 3U-01/BML 001: Former Incinerator Area	Perfluorohexanoic acid (PFHxA)					Monitor only. calendar quarter average	Monitor only. daily maximum	nanograms per liter	once per quarter	Grab	Jan-Dec	
SD 009 Basin 3U Overflow: 3U-01/BML 001: Former Incinerator Area	Perfluorononanesulfonic acid (PFNS)					Monitor only. calendar quarter average	Monitor only. daily maximum	nanograms per liter	once per quarter	Grab	Jan-Dec	
SD 009 Basin 3U Overflow: 3U-	Perfluorononanoic acid (PFNA)					Monitor only.	Monitor only. daily	nanograms per liter	once per quarter	Grab	Jan-Dec	

Subject item	Parameter	Discharge limitations					Monitoring requirements					Notes
		Quantity /Loading avg.	Quantity /Loading max.	Quantity /Loading units	Quality /Conc. min.	Quality /Conc. avg.	Quality /Conc. max.	Quality/ Conc. units	Frequency	Sample type	Effective period	
01/BML 001: Former Incinerator Area						calendar quarter average	maximum					
SD 009 Basin 3U Overflow: 3U- 01/BML 001: Former Incinerator Area	Perfluorooctadecanoic acid (PFODA)					Monitor only. calendar quarter average	Monitor only. daily maximum	nanograms per liter	once per quarter	Grab	Jan-Dec	
SD 009 Basin 3U Overflow: 3U- 01/BML 001: Former Incinerator Area	Perfluorooctanesulfon amide (PFOSA / FOSA)					Monitor only. calendar quarter average	Monitor only. daily maximum	nanograms per liter	once per quarter	Grab	Jan-Dec	
SD 009 Basin 3U Overflow: 3U- 01/BML 001: Former Incinerator Area	Perfluorooctanesulfoni c acid (PFOS)					Monitor only. calendar quarter average	Monitor only. daily maximum	nanograms per liter	once per quarter	Grab	Jan-Dec	
SD 009 Basin 3U Overflow: 3U- 01/BML 001: Former Incinerator Area	Perfluorooctanoic acid (PFOA)					Monitor only. calendar quarter average	Monitor only. daily maximum	nanograms per liter	once per quarter	Grab	Jan-Dec	
SD 009 Basin 3U Overflow: 3U- 01/BML 001: Former Incinerator Area	Perfluoropentanesulfo nic acid (PFPeS)					Monitor only. calendar quarter average	Monitor only. daily maximum	nanograms per liter	once per quarter	Grab	Jan-Dec	
SD 009 Basin 3U Overflow: 3U- 01/BML 001: Former Incinerator Area	Perfluoropentanoic acid (PFPeA)					Monitor only. calendar quarter average	Monitor only. daily maximum	nanograms per liter	once per quarter	Grab	Jan-Dec	
SD 009 Basin 3U	Perfluoropropanesulfo					Monitor	Monitor	nanograms	once per	Grab	Jan-Dec	

Subject item	Parameter	Discharge limitations						Monitoring requirements				Notes
		Quantity /Loading avg.	Quantity /Loading max.	Quantity /Loading units	Quality /Conc. min.	Quality /Conc. avg.	Quality /Conc. max.	Quality/ Conc. units	Frequency	Sample type	Effective period	
Overflow: 3U-01/BML 001: Former Incinerator Area	nic acid (PFPrS)					only. calendar quarter average	only. daily maximum	per liter	quarter			
SD 009 Basin 3U Overflow: 3U-01/BML 001: Former Incinerator Area	Perfluoropropanoic acid (PFPA / PFPrA)					Monitor only. calendar quarter average	Monitor only. daily maximum	nanograms per liter	once per quarter	Grab	Jan-Dec	
SD 009 Basin 3U Overflow: 3U-01/BML 001: Former Incinerator Area	Perfluorotetradecanoic acid (PFTeDA / PFTeA / PFTA)					Monitor only. calendar quarter average	Monitor only. daily maximum	nanograms per liter	once per quarter	Grab	Jan-Dec	
SD 009 Basin 3U Overflow: 3U-01/BML 001: Former Incinerator Area	Perfluorotridecanoic acid (PFTrA / PFTrDA)					Monitor only. calendar quarter average	Monitor only. daily maximum	nanograms per liter	once per quarter	Grab	Jan-Dec	
SD 009 Basin 3U Overflow: 3U-01/BML 001: Former Incinerator Area	Perfluoroundecanoic acid (PFUnA)					Monitor only. calendar quarter average	Monitor only. daily maximum	nanograms per liter	once per quarter	Grab	Jan-Dec	
SD 009 Basin 3U Overflow: 3U-01/BML 001: Former Incinerator Area	pH				Monitor only. calendar year minimum intervention-qtr		Monitor only. calendar year maximum intervention-qtr	standard units	once per quarter	Grab	Jan-Dec	The intervention limit is 9.0 SU. If this limit is exceeded, the Permittee shall refer to the Industrial Stormwater section of this permit. The intervention limit is 6.0 SU. If this limit is exceeded, the Permittee shall refer to the Industrial Stormwater section of this permit.
SD 009 Basin 3U	Potassium 2,2,3,3-					Monitor	Monitor	nanograms	once per	Grab	Jan-Dec	

Subject item	Parameter	Discharge limitations						Monitoring requirements				Notes
		Quantity /Loading avg.	Quantity /Loading max.	Quantity /Loading units	Quality /Conc. min.	Quality /Conc. avg.	Quality /Conc. max.	Quality/ Conc. units	Frequency	Sample type	Effective period	
Overflow: 3U-01/BML 001: Former Incinerator Area	tetrafluoropropanoate (2233-TFPA)					only. calendar quarter average	only. daily maximum	per liter	quarter			
SD 009 Basin 3U Overflow: 3U-01/BML 001: Former Incinerator Area	Potassium N,N-bis(perfluorobutanesulfonyl)amide (DBI)					Monitor only. calendar quarter average	Monitor only. daily maximum	nanograms per liter	once per quarter	Grab	Jan-Dec	
SD 009 Basin 3U Overflow: 3U-01/BML 001: Former Incinerator Area	Potassium perfluoro-4-ethylcyclohexanesulfonate (PECHS / PFECHS)					Monitor only. calendar quarter average	Monitor only. daily maximum	nanograms per liter	once per quarter	Grab	Jan-Dec	
SD 009 Basin 3U Overflow: 3U-01/BML 001: Former Incinerator Area	Selenium, Total (as Se)					Monitor only. calendar year average intervention-qtr		milligrams per liter	once per quarter	Grab	Jan-Dec	The intervention limit is 0.040 mg/L. If this limit is exceeded, the Permittee shall refer to the Industrial Stormwater section of this permit.
SD 009 Basin 3U Overflow: 3U-01/BML 001: Former Incinerator Area	Silver, Total (as Ag)					Monitor only. calendar year average intervention-qtr		milligrams per liter	once per quarter	Grab	Jan-Dec	The intervention limit is 0.0041 mg/L. If this limit is exceeded, the Permittee shall refer to the Industrial Stormwater section of this permit.
SD 009 Basin 3U Overflow: 3U-01/BML 001: Former Incinerator Area	Sodium 1,1,2,2-tetrafluoro-2-(1,2,2,2-tetrafluoroethoxy)ethane-1-sulfonate (NVHOS)					Monitor only. calendar quarter average	Monitor only. daily maximum	nanograms per liter	once per quarter	Grab	Jan-Dec	
SD 009 Basin 3U Overflow: 3U-	Solids, Total Suspended (TSS)					Monitor only.		milligrams per liter	once per quarter	Grab	Jan-Dec	The intervention limit is 100 mg/L. If this limit is exceeded,

Subject item	Parameter	Discharge limitations					Monitoring requirements					Notes	
		Quantity /Loading avg.	Quantity /Loading max.	Quantity /Loading units	Quality /Conc. min.	Quality /Conc. avg.	Quality /Conc. max.	Quality/ Conc. units	Frequency	Sample type	Effective period		
01/BML 001: Former Incinerator Area						calendar year average intervention-qtr							the Permittee shall refer to the Industrial Stormwater section of this permit.
SD 009 Basin 3U Overflow: 3U-01/BML 001: Former Incinerator Area	Trifluoroacetic acid (TFA)					Monitor only. calendar quarter average	Monitor only. daily maximum	nanograms per liter	once per quarter	Grab	Jan-Dec		
SD 009 Basin 3U Overflow: 3U-01/BML 001: Former Incinerator Area	Trifluoromethanesulfonic acid (TFMS / PFMeS)					Monitor only. calendar quarter average	Monitor only. daily maximum	nanograms per liter	once per quarter	Grab	Jan-Dec		
SD 009 Basin 3U Overflow: 3U-01/BML 001: Former Incinerator Area	Zinc, Total (as Zn)					Monitor only. calendar year average intervention-qtr		milligrams per liter	once per quarter	Grab	Jan-Dec		The intervention limit is 0.234 mg/L. If this limit is exceeded, the Permittee shall refer to the Industrial Stormwater section of this permit.
SD 009 Basin 3U Overflow: 3U-01/BML 001: Former Incinerator Area	[3-(Heptadecafluorooctyl sulfonamido)propyl] dimethylamine N-oxide (AOF)					Monitor only. calendar quarter average	Monitor only. daily maximum	nanograms per liter	once per quarter	Grab	Jan-Dec		
SD 010 Basin 2AA-01/BML 003 Overflow: Former D8 Disposal Area													
SD 010 Basin 2AA-01/BML 003 Overflow: Former D8 Disposal Area	(Perfluorobutyl) sulfonamido acetic acid (FBSAA)					Monitor only. calendar quarter average	Monitor only. daily maximum	nanograms per liter	once per quarter	Grab	Jan-Dec		
SD 010 Basin	1,1,2,2-Tetrafluoro-2-					Monitor	Monitor	nanograms	once per	Grab	Jan-Dec		

Subject item	Parameter	Discharge limitations						Monitoring requirements				Notes
		Quantity /Loading avg.	Quantity /Loading max.	Quantity /Loading units	Quality /Conc. min.	Quality /Conc. avg.	Quality /Conc. max.	Quality/ Conc. units	Frequency	Sample type	Effective period	
2AA-01/BML 003 Overflow: Former D8 Disposal Area	[(1,1,1,2,3,3,4,4-octafluorobutan-2-yl)oxy]ethane-1-sulfonic acid (R-PSDCA / Byproduct 6)					only. calendar quarter average	only. daily maximum	per liter	quarter			
SD 010 Basin 2AA-01/BML 003 Overflow: Former D8 Disposal Area	10:2 Fluorotelomer sulfonic acid (10:2 FTSA)					Monitor only. calendar quarter average	Monitor only. daily maximum	nanograms per liter	once per quarter	Grab	Jan-Dec	
SD 010 Basin 2AA-01/BML 003 Overflow: Former D8 Disposal Area	11-Chloroperfluoro-3-oxaundecanesulfonic acid (11Cl-PF3OUdS / F-53B Minor)					Monitor only. calendar quarter average	Monitor only. daily maximum	nanograms per liter	once per quarter	Grab	Jan-Dec	
SD 010 Basin 2AA-01/BML 003 Overflow: Former D8 Disposal Area	2,2'-(((Nonafluorobutyl)sulfonyl)imino)diacetic acid (FBSEE diacid)					Monitor only. calendar quarter average	Monitor only. daily maximum	nanograms per liter	once per quarter	Grab	Jan-Dec	
SD 010 Basin 2AA-01/BML 003 Overflow: Former D8 Disposal Area	2,2,3,3-Tetrafluoro-3-methoxypropanoic acid (MTP)					Monitor only. calendar quarter average	Monitor only. daily maximum	nanograms per liter	once per quarter	Grab	Jan-Dec	
SD 010 Basin 2AA-01/BML 003 Overflow: Former D8 Disposal Area	2,2,3,3-Tetrafluoro-3-[1,1,1,2,3,3-hexafluoro-3-(1,2,2,2-tetrafluoroethoxy)propan-2-yl]oxypropanoic acid (Hydro-EVE Acid)					Monitor only. calendar quarter average	Monitor only. daily maximum	nanograms per liter	once per quarter	Grab	Jan-Dec	
SD 010 Basin 2AA-01/BML 003 Overflow: Former D8	2,3,3,3-Tetrafluoro-2-(trifluoromethyl)propanamide (PIBA)					Monitor only. calendar quarter	Monitor only. daily maximum	nanograms per liter	once per quarter	Grab	Jan-Dec	

Subject item	Parameter	Discharge limitations					Monitoring requirements					Notes
		Quantity /Loading avg.	Quantity /Loading max.	Quantity /Loading units	Quality /Conc. min.	Quality /Conc. avg.	Quality /Conc. max.	Quality/ Conc. units	Frequency	Sample type	Effective period	
Disposal Area						average						
SD 010 Basin 2AA-01/BML 003 Overflow: Former D8 Disposal Area	2,3,3,3- Tetrafluoropropanoic acid (2333-TFPA)					Monitor only. calendar quarter average	Monitor only. daily maximum	nanograms per liter	once per quarter	Grab	Jan-Dec	
SD 010 Basin 2AA-01/BML 003 Overflow: Former D8 Disposal Area	2-(N- (Perfluorobutylsulfonyl)-N- methylamino)ethanol (MeFBSE)					Monitor only. calendar quarter average	Monitor only. daily maximum	nanograms per liter	once per quarter	Grab	Jan-Dec	
SD 010 Basin 2AA-01/BML 003 Overflow: Former D8 Disposal Area	2-(N- Ethylperfluorooctanes ulfonamido)acetic acid (N-EtFOSAA / NEtFOSAA / EtFOSAA)					Monitor only. calendar quarter average	Monitor only. daily maximum	nanograms per liter	once per quarter	Grab	Jan-Dec	
SD 010 Basin 2AA-01/BML 003 Overflow: Former D8 Disposal Area	2-(N-methylperfluoro- 1-octanesulfonamido)- ethanol (NMeFOSE)					Monitor only. calendar quarter average	Monitor only. daily maximum	nanograms per liter	once per quarter	Grab	Jan-Dec	
SD 010 Basin 2AA-01/BML 003 Overflow: Former D8 Disposal Area	2-(N- Methylperfluorooctan esulfonamido)acetic acid (N-MeFOSAA / NMeFOSAA / MeFOSAA)					Monitor only. calendar quarter average	Monitor only. daily maximum	nanograms per liter	once per quarter	Grab	Jan-Dec	
SD 010 Basin 2AA-01/BML 003 Overflow: Former D8 Disposal Area	2- (Perfluorodecyl)ethano ic acid (10:2 FTCA / FDEA)					Monitor only. calendar quarter average	Monitor only. daily maximum	nanograms per liter	once per quarter	Grab	Jan-Dec	
SD 010 Basin 2AA-01/BML	2- (Perfluorodecyl)ethano					Monitor only.	Monitor only. daily	nanograms per liter	once per quarter	Grab	Jan-Dec	

Subject item	Parameter	Discharge limitations					Monitoring requirements					Notes
		Quantity /Loading avg.	Quantity /Loading max.	Quantity /Loading units	Quality /Conc. min.	Quality /Conc. avg.	Quality /Conc. max.	Quality/ Conc. units	Frequency	Sample type	Effective period	
003 Overflow: Former D8 Disposal Area	1 (10:2 FTOH)					calendar quarter average	maximum					
SD 010 Basin 2AA-01/BML 003 Overflow: Former D8 Disposal Area	2- (Perfluorohexyl)ethanoic acid (6:2 FTCA / FHEA)					Monitor only. calendar quarter average	Monitor only. daily maximum	nanograms per liter	once per quarter	Grab	Jan-Dec	
SD 010 Basin 2AA-01/BML 003 Overflow: Former D8 Disposal Area	2- (Perfluorohexyl)ethanol (6:2 FTOH)					Monitor only. calendar quarter average	Monitor only. daily maximum	nanograms per liter	once per quarter	Grab	Jan-Dec	
SD 010 Basin 2AA-01/BML 003 Overflow: Former D8 Disposal Area	2- (Perfluorooctyl)ethanoic acid (8:2 FTCA)					Monitor only. calendar quarter average	Monitor only. daily maximum	nanograms per liter	once per quarter	Grab	Jan-Dec	
SD 010 Basin 2AA-01/BML 003 Overflow: Former D8 Disposal Area	2- (Perfluorooctyl)ethanol (8:2 FTOH)					Monitor only. calendar quarter average	Monitor only. daily maximum	nanograms per liter	once per quarter	Grab	Jan-Dec	
SD 010 Basin 2AA-01/BML 003 Overflow: Former D8 Disposal Area	2H,2H,3H,3H-Perfluorooctanoic acid (5:3 FTCA)					Monitor only. calendar quarter average	Monitor only. daily maximum	nanograms per liter	once per quarter	Grab	Jan-Dec	
SD 010 Basin 2AA-01/BML 003 Overflow: Former D8 Disposal Area	2H-Perfluoro-2-decenoic acid (8:2 FTUCA)					Monitor only. calendar quarter average	Monitor only. daily maximum	nanograms per liter	once per quarter	Grab	Jan-Dec	
SD 010 Basin	2H-Perfluoro-2-					Monitor	Monitor	nanograms	once per	Grab	Jan-Dec	

Subject item	Parameter	Discharge limitations						Monitoring requirements				Notes
		Quantity /Loading avg.	Quantity /Loading max.	Quantity /Loading units	Quality /Conc. min.	Quality /Conc. avg.	Quality /Conc. max.	Quality/ Conc. units	Frequency	Sample type	Effective period	
2AA-01/BML 003 Overflow: Former D8 Disposal Area	dodecenoate (10:2 FTUCA)					only. calendar quarter average	only. daily maximum	per liter	quarter			
SD 010 Basin 2AA-01/BML 003 Overflow: Former D8 Disposal Area	2H-Perfluoro-2- octenoic acid (6:2) (6:2 FTUCA)					Monitor only. calendar quarter average	Monitor only. daily maximum	nanograms per liter	once per quarter	Grab	Jan-Dec	
SD 010 Basin 2AA-01/BML 003 Overflow: Former D8 Disposal Area	3-((3-((2- Carboxyethyl))(tridecafluo- rohexyl)sulfonyl)amino)propyl)(dimethyl)azaniumyl)propanoate (PHSA-DC)					Monitor only. calendar quarter average	Monitor only. daily maximum	nanograms per liter	once per quarter	Grab	Jan-Dec	
SD 010 Basin 2AA-01/BML 003 Overflow: Former D8 Disposal Area	3-((3-((2- Hydroxyethyl)(dimethyl)azaniumyl)propyl)((p- erfluorobutyl)sulfonyl)amino)propane-1- sulfonate (PBSA-S1)					Monitor only. calendar quarter average	Monitor only. daily maximum	nanograms per liter	once per quarter	Grab	Jan-Dec	
SD 010 Basin 2AA-01/BML 003 Overflow: Former D8 Disposal Area	3-((3-((N-(2- Carboxyethyl)- perfluorobutyl)sulfonamido)propyl)- dimethylammonio)propanoate (PBSA-DC)					Monitor only. calendar quarter average	Monitor only. daily maximum	nanograms per liter	once per quarter	Grab	Jan-Dec	
SD 010 Basin 2AA-01/BML 003 Overflow: Former D8 Disposal Area	3-(Dimethyl(3- (((tridecafluorohexyl)sulfonyl)amino)propyl)azaniumyl)-2- hydroxypropane-1- sulfonate (PHSA-OH1)					Monitor only. calendar quarter average	Monitor only. daily maximum	nanograms per liter	once per quarter	Grab	Jan-Dec	
SD 010 Basin 2AA-01/BML	3-(Dimethyl(3- (((tridecafluorohexyl)s					Monitor only.	Monitor only. daily	nanograms per liter	once per quarter	Grab	Jan-Dec	

Subject item	Parameter	Discharge limitations					Monitoring requirements					Notes
		Quantity /Loading avg.	Quantity /Loading max.	Quantity /Loading units	Quality /Conc. min.	Quality /Conc. avg.	Quality /Conc. max.	Quality/ Conc. units	Frequency	Sample type	Effective period	
003 Overflow: Former D8 Disposal Area	ulfonyl)amino)propyl)azaniumyl)propanoate (PHSA-C2)					calendar quarter average	maximum					
SD 010 Basin 2AA-01/BML 003 Overflow: Former D8 Disposal Area	3-(Perfluoroheptyl)propanoic acid (7:3 FTCA)					Monitor only. calendar quarter average	Monitor only. daily maximum	nanograms per liter	once per quarter	Grab	Jan-Dec	
SD 010 Basin 2AA-01/BML 003 Overflow: Former D8 Disposal Area	3-(3-[(2-Hydroxyethyl)(dimethyl)azaniumyl]propyl[(perfluorohexyl)sulfonyl]amino)-1-propanesulfonate (PHSA-S1)					Monitor only. calendar quarter average	Monitor only. daily maximum	nanograms per liter	once per quarter	Grab	Jan-Dec	
SD 010 Basin 2AA-01/BML 003 Overflow: Former D8 Disposal Area	3-[[3-(Dimethylamino)propyl][(1,1,2,2,3,3,4,4,5,5,6,6,6-tridecafluorohexyl)sulfonyl]amino]-1-propanesulfonic acid (PHSA-S3)					Monitor only. calendar quarter average	Monitor only. daily maximum	nanograms per liter	once per quarter	Grab	Jan-Dec	
SD 010 Basin 2AA-01/BML 003 Overflow: Former D8 Disposal Area	3:3 Fluorotelomer carboxylic acid (3:3 FTCA)					Monitor only. calendar quarter average	Monitor only. daily maximum	nanograms per liter	once per quarter	Grab	Jan-Dec	
SD 010 Basin 2AA-01/BML 003 Overflow: Former D8 Disposal Area	4,8-Dioxa-3H-perfluorononanoic acid (ADONA)					Monitor only. calendar quarter average	Monitor only. daily maximum	nanograms per liter	once per quarter	Grab	Jan-Dec	
SD 010 Basin 2AA-01/BML	4-(2-Carboxy-1,1,2,2-tetrafluoroethoxy)-					Monitor only.	Monitor only. daily	nanograms per liter	once per quarter	Grab	Jan-Dec	

Subject item	Parameter	Discharge limitations					Monitoring requirements					Notes
		Quantity /Loading avg.	Quantity /Loading max.	Quantity /Loading units	Quality /Conc. min.	Quality /Conc. avg.	Quality /Conc. max.	Quality/ Conc. units	Frequency	Sample type	Effective period	
003 Overflow: Former D8 Disposal Area	perfluoropentanoic acid (R-EVE)					calendar quarter average	maximum					
SD 010 Basin 2AA-01/BML 003 Overflow: Former D8 Disposal Area	4:2 Fluorotelomer alcohol (4:2 FTOH)					Monitor only. calendar quarter average	Monitor only. daily maximum	nanograms per liter	once per quarter	Grab	Jan-Dec	
SD 010 Basin 2AA-01/BML 003 Overflow: Former D8 Disposal Area	4H-Perfluorobutanoic acid (4H-PFBA)					Monitor only. calendar quarter average	Monitor only. daily maximum	nanograms per liter	once per quarter	Grab	Jan-Dec	
SD 010 Basin 2AA-01/BML 003 Overflow: Former D8 Disposal Area	5-(1,2,2,2-Tetrafluoro)ethoxy-perfluoro-3-oxa-4-methylpentanesulfonic acid (Hydro-PS Acid / PFESA BP 2)					Monitor only. calendar quarter average	Monitor only. daily maximum	nanograms per liter	once per quarter	Grab	Jan-Dec	
SD 010 Basin 2AA-01/BML 003 Overflow: Former D8 Disposal Area	6:2 Fluorotelomer sulfonic acid (6:2 FTS)					Monitor only. calendar quarter average	Monitor only. daily maximum	nanograms per liter	once per quarter	Grab	Jan-Dec	
SD 010 Basin 2AA-01/BML 003 Overflow: Former D8 Disposal Area	7:2 sFluorotelomer alcohol (7:2 FTOH)					Monitor only. calendar quarter average	Monitor only. daily maximum	nanograms per liter	once per quarter	Grab	Jan-Dec	
SD 010 Basin 2AA-01/BML 003 Overflow: Former D8 Disposal Area	Benzyltriphenylphosphonium (TPBP)					Monitor only. calendar quarter average	Monitor only. daily maximum	nanograms per liter	once per quarter	Grab	Jan-Dec	

Subject item	Parameter	Discharge limitations						Monitoring requirements				Notes
		Quantity /Loading avg.	Quantity /Loading max.	Quantity /Loading units	Quality /Conc. min.	Quality /Conc. avg.	Quality /Conc. max.	Quality/ Conc. units	Frequency	Sample type	Effective period	
SD 010 Basin 2AA-01/BML 003 Overflow: Former D8 Disposal Area	Bisphenol AF (BPAF)					Monitor only. calendar quarter average	Monitor only. daily maximum	nanograms per liter	once per quarter	Grab	Jan-Dec	
SD 010 Basin 2AA-01/BML 003 Overflow: Former D8 Disposal Area	COD (Chemical Oxygen Demand)					Monitor only. calendar year average interven tion-qtr		milligrams per liter	once per quarter	Grab	Jan-Dec	The intervention limit is 120 mg/L. If this limit is exceeded, the Permittee shall refer to the Industrial Stormwater section of this permit.
SD 010 Basin 2AA-01/BML 003 Overflow: Former D8 Disposal Area	Flow		Monitor only. calendar quarter total	million gallons		Monitor only. calendar quarter average	Monitor only. calendar quarter maximum	million gallons per day	once per day	Estimate	Jan-Dec	
SD 010 Basin 2AA-01/BML 003 Overflow: Former D8 Disposal Area	Fluorine, Total Organic (TOF)					Monitor only. calendar quarter average	Monitor only. daily maximum	nanograms per liter	once per quarter	Grab	Jan-Dec	
SD 010 Basin 2AA-01/BML 003 Overflow: Former D8 Disposal Area	Fluoro[perfluoro-2-(perfluoro-2-sulfoethoxy)propoxy]acetic acid (Hydrolyzed PSDA / 49 Byproduct 5)					Monitor only. calendar quarter average	Monitor only. daily maximum	nanograms per liter	once per quarter	Grab	Jan-Dec	
SD 010 Basin 2AA-01/BML 003 Overflow: Former D8 Disposal Area	Lead, Total (as Pb)					Monitor only. calendar year average interven tion-qtr		milligrams per liter	once per quarter	Grab	Jan-Dec	The intervention limit is 0.164 mg/L. If this limit is exceeded, the Permittee shall refer to the Industrial Stormwater section of this permit.

Subject item	Parameter	Discharge limitations					Monitoring requirements					Notes
		Quantity /Loading avg.	Quantity /Loading max.	Quantity /Loading units	Quality /Conc. min.	Quality /Conc. avg.	Quality /Conc. max.	Quality/ Conc. units	Frequency	Sample type	Effective period	
SD 010 Basin 2AA-01/BML 003 Overflow: Former D8 Disposal Area	Lithium bis[(trifluoromethyl)sulfonyl]azanide (HQ-115 / TFSI-LI)					Monitor only. calendar quarter average	Monitor only. daily maximum	nanograms per liter	once per quarter	Grab	Jan-Dec	
SD 010 Basin 2AA-01/BML 003 Overflow: Former D8 Disposal Area	Methane, bis[(trifluoromethyl)sulfonyl]- (MEDSULF)					Monitor only. calendar quarter average	Monitor only. daily maximum	nanograms per liter	once per quarter	Grab	Jan-Dec	
SD 010 Basin 2AA-01/BML 003 Overflow: Former D8 Disposal Area	N,N-Bis(2-hydroxyethyl)perfluorobutanesulfonamide (FBSEE / FBSEE Diol)					Monitor only. calendar quarter average	Monitor only. daily maximum	nanograms per liter	once per quarter	Grab	Jan-Dec	
SD 010 Basin 2AA-01/BML 003 Overflow: Former D8 Disposal Area	N-(2-Hydroxyethyl)-N,N-dimethyl-3-(((tridecafluorohexyl)sulfonyl)amino)propan-1-aminium (PHSA-E1)					Monitor only. calendar quarter average	Monitor only. daily maximum	nanograms per liter	once per quarter	Grab	Jan-Dec	
SD 010 Basin 2AA-01/BML 003 Overflow: Former D8 Disposal Area	N-(3-(Dimethylamino)propyl) perfluorohexane sulfonamide (PHSA)					Monitor only. calendar quarter average	Monitor only. daily maximum	nanograms per liter	once per quarter	Grab	Jan-Dec	
SD 010 Basin 2AA-01/BML 003 Overflow: Former D8 Disposal Area	N-(Methyl)nonafluorobutanesulfonamide (MeFBSA)					Monitor only. calendar quarter average	Monitor only. daily maximum	nanograms per liter	once per quarter	Grab	Jan-Dec	
SD 010 Basin 2AA-01/BML 003 Overflow: Former D8	N-(Perfluorobutanesulfonyl)-N-(3-dimethylaminopropyl)-					Monitor only. calendar quarter	Monitor only. daily maximum	nanograms per liter	once per quarter	Grab	Jan-Dec	

Subject item	Parameter	Discharge limitations					Monitoring requirements					Notes
		Quantity /Loading avg.	Quantity /Loading max.	Quantity /Loading units	Quality /Conc. min.	Quality /Conc. avg.	Quality /Conc. max.	Quality/ Conc. units	Frequency	Sample type	Effective period	
Disposal Area	3-aminopropanoic acid (PBSA-C1)					average						
SD 010 Basin 2AA-01/BML 003 Overflow: Former D8 Disposal Area	N-(Perfluorohexanesulfonyl)-N-(3-dimethylaminopropyl)-3-aminopropanoic acid (PHSA-C1)					Monitor only. calendar quarter average	Monitor only. daily maximum	nanograms per liter	once per quarter	Grab	Jan-Dec	
SD 010 Basin 2AA-01/BML 003 Overflow: Former D8 Disposal Area	N-Ethyl-N-(2-hydroxyethyl)perfluorooctane sulfonamide (N-EtFOSE)					Monitor only. calendar quarter average	Monitor only. daily maximum	nanograms per liter	once per quarter	Grab	Jan-Dec	
SD 010 Basin 2AA-01/BML 003 Overflow: Former D8 Disposal Area	N-Ethylperfluorooctanesulfonamide (EtFOSA / N-EtFOSA)					Monitor only. calendar quarter average	Monitor only. daily maximum	nanograms per liter	once per quarter	Grab	Jan-Dec	
SD 010 Basin 2AA-01/BML 003 Overflow: Former D8 Disposal Area	N-Methyl-N-[(perfluorobutyl)sulfonyl]glycine (MeFBSAA)					Monitor only. calendar quarter average	Monitor only. daily maximum	nanograms per liter	once per quarter	Grab	Jan-Dec	
SD 010 Basin 2AA-01/BML 003 Overflow: Former D8 Disposal Area	N-methylperfluoro-1-octanesulfonamide (MeFOSA / NMeFOSA)					Monitor only. calendar quarter average	Monitor only. daily maximum	nanograms per liter	once per quarter	Grab	Jan-Dec	
SD 010 Basin 2AA-01/BML 003 Overflow: Former D8 Disposal Area	Perfluoro(2-((6-chlorohexyl)oxy)ethanesulfonic acid) (9Cl-PF3ONS / F53B Major)					Monitor only. calendar quarter average	Monitor only. daily maximum	nanograms per liter	once per quarter	Grab	Jan-Dec	
SD 010 Basin	Perfluoro(4-					Monitor	Monitor	nanograms	once per	Grab	Jan-Dec	

Subject item	Parameter	Discharge limitations						Monitoring requirements				Notes
		Quantity /Loading avg.	Quantity /Loading max.	Quantity /Loading units	Quality /Conc. min.	Quality /Conc. avg.	Quality /Conc. max.	Quality/ Conc. units	Frequency	Sample type	Effective period	
2AA-01/BML 003 Overflow: Former D8 Disposal Area	methoxybutanoic acid) (PFECA-A / PFMBA)					only. calendar quarter average	only. daily maximum	per liter	quarter			
SD 010 Basin 2AA-01/BML 003 Overflow: Former D8 Disposal Area	Perfluoro-2- (perfluoromethoxy)pro panoic acid (PMPA / PFECA F)					Monitor only. calendar quarter average	Monitor only. daily maximum	nanograms per liter	once per quarter	Grab	Jan-Dec	
SD 010 Basin 2AA-01/BML 003 Overflow: Former D8 Disposal Area	Perfluoro-2- ethoxyethanesulfonic acid (PFEEESA)					Monitor only. calendar quarter average	Monitor only. daily maximum	nanograms per liter	once per quarter	Grab	Jan-Dec	
SD 010 Basin 2AA-01/BML 003 Overflow: Former D8 Disposal Area	Perfluoro-2- ethoxypropanoic acid (PEPA)					Monitor only. calendar quarter average	Monitor only. daily maximum	nanograms per liter	once per quarter	Grab	Jan-Dec	
SD 010 Basin 2AA-01/BML 003 Overflow: Former D8 Disposal Area	Perfluoro-2- methoxyaceticacid (PFMOAA)					Monitor only. calendar quarter average	Monitor only. daily maximum	nanograms per liter	once per quarter	Grab	Jan-Dec	
SD 010 Basin 2AA-01/BML 003 Overflow: Former D8 Disposal Area	Perfluoro-2-methyl-3- oxahexanoic acid (HFPO-DA / GenX)					Monitor only. calendar quarter average	Monitor only. daily maximum	nanograms per liter	once per quarter	Grab	Jan-Dec	
SD 010 Basin 2AA-01/BML 003 Overflow: Former D8 Disposal Area	Perfluoro-3,5,7,9,11- pentaoxadodecanoic acid (PFO5DA)					Monitor only. calendar quarter average	Monitor only. daily maximum	nanograms per liter	once per quarter	Grab	Jan-Dec	

Subject item	Parameter	Discharge limitations					Monitoring requirements					Notes
		Quantity /Loading avg.	Quantity /Loading max.	Quantity /Loading units	Quality /Conc. min.	Quality /Conc. avg.	Quality /Conc. max.	Quality/ Conc. units	Frequency	Sample type	Effective period	
SD 010 Basin 2AA-01/BML 003 Overflow: Former D8 Disposal Area	Perfluoro-3,5,7,9- butaoxadecanoic acid (PFO4DA)					Monitor only. calendar quarter average	Monitor only. daily maximum	nanograms per liter	once per quarter	Grab	Jan-Dec	
SD 010 Basin 2AA-01/BML 003 Overflow: Former D8 Disposal Area	Perfluoro-3,5,7- trioxaoctanoic acid (PFO3OA)					Monitor only. calendar quarter average	Monitor only. daily maximum	nanograms per liter	once per quarter	Grab	Jan-Dec	
SD 010 Basin 2AA-01/BML 003 Overflow: Former D8 Disposal Area	Perfluoro-3,5- dioxahexanoic acid (PFO2HxA)					Monitor only. calendar quarter average	Monitor only. daily maximum	nanograms per liter	once per quarter	Grab	Jan-Dec	
SD 010 Basin 2AA-01/BML 003 Overflow: Former D8 Disposal Area	Perfluoro-3,6-dioxa-4- methyl-7-octene-1- sulfonic acid (PS Acid / PFESA BP 1)					Monitor only. calendar quarter average	Monitor only. daily maximum	nanograms per liter	once per quarter	Grab	Jan-Dec	
SD 010 Basin 2AA-01/BML 003 Overflow: Former D8 Disposal Area	Perfluoro-3,6- dioxahheptanoic acid (PFECA-B / NFDHA)					Monitor only. calendar quarter average	Monitor only. daily maximum	nanograms per liter	once per quarter	Grab	Jan-Dec	
SD 010 Basin 2AA-01/BML 003 Overflow: Former D8 Disposal Area	Perfluoro-3- methoxypropanoic acid (PFMPA)					Monitor only. calendar quarter average	Monitor only. daily maximum	nanograms per liter	once per quarter	Grab	Jan-Dec	
SD 010 Basin 2AA-01/BML 003 Overflow: Former D8	Perfluoro-3-[1- (ethenyloxy)propan-2- yl]oxypropanoic acid (EVE Acid)					Monitor only. calendar quarter	Monitor only. daily maximum	nanograms per liter	once per quarter	Grab	Jan-Dec	

Subject item	Parameter	Discharge limitations					Monitoring requirements					Notes
		Quantity /Loading avg.	Quantity /Loading max.	Quantity /Loading units	Quality /Conc. min.	Quality /Conc. avg.	Quality /Conc. max.	Quality/ Conc. units	Frequency	Sample type	Effective period	
Disposal Area						average						
SD 010 Basin 2AA-01/BML 003 Overflow: Former D8 Disposal Area	Perfluoro-4-(2-sulfoethoxy)pentanoic acid (R-PSDA / BPFESA)					Monitor only. calendar quarter average	Monitor only. daily maximum	nanograms per liter	once per quarter	Grab	Jan-Dec	
SD 010 Basin 2AA-01/BML 003 Overflow: Former D8 Disposal Area	Perfluoro-4-isopropoxybutanoic acid (PFECA-G)					Monitor only. calendar quarter average	Monitor only. daily maximum	nanograms per liter	once per quarter	Grab	Jan-Dec	
SD 010 Basin 2AA-01/BML 003 Overflow: Former D8 Disposal Area	Perfluorobutane-1-sulfinic acid (PFBSi)					Monitor only. calendar quarter average	Monitor only. daily maximum	nanograms per liter	once per quarter	Grab	Jan-Dec	
SD 010 Basin 2AA-01/BML 003 Overflow: Former D8 Disposal Area	Perfluorobutane-1-sulfonamidoethanol (FBSE)					Monitor only. calendar quarter average	Monitor only. daily maximum	nanograms per liter	once per quarter	Grab	Jan-Dec	
SD 010 Basin 2AA-01/BML 003 Overflow: Former D8 Disposal Area	Perfluorobutane-N-(3-(dimethylamino)propyl)-1-sulfonamide sulfonamido amine (PBSA)					Monitor only. calendar quarter average	Monitor only. daily maximum	nanograms per liter	once per quarter	Grab	Jan-Dec	
SD 010 Basin 2AA-01/BML 003 Overflow: Former D8 Disposal Area	Perfluorobutanesulfonamide (FBSA)					Monitor only. calendar quarter average	Monitor only. daily maximum	nanograms per liter	once per quarter	Grab	Jan-Dec	
SD 010 Basin 2AA-01/BML 003 Overflow:	Perfluorobutanesulfonic acid (PFBS)					Monitor only. calendar	Monitor only. daily maximum	nanograms per liter	once per quarter	Grab	Jan-Dec	

Subject item	Parameter	Discharge limitations					Monitoring requirements					Notes
		Quantity /Loading avg.	Quantity /Loading max.	Quantity /Loading units	Quality /Conc. min.	Quality /Conc. avg.	Quality /Conc. max.	Quality/ Conc. units	Frequency	Sample type	Effective period	
Former D8 Disposal Area						quarter average						
SD 010 Basin 2AA-01/BML 003 Overflow: Former D8 Disposal Area	Perfluorobutanoic acid (PFBA)					Monitor only. calendar quarter average	Monitor only. daily maximum	nanograms per liter	once per quarter	Grab	Jan-Dec	
SD 010 Basin 2AA-01/BML 003 Overflow: Former D8 Disposal Area	Perfluorodecanesulfonic acid (PFDS)					Monitor only. calendar quarter average	Monitor only. daily maximum	nanograms per liter	once per quarter	Grab	Jan-Dec	
SD 010 Basin 2AA-01/BML 003 Overflow: Former D8 Disposal Area	Perfluorodecanoic acid (PFDA)					Monitor only. calendar quarter average	Monitor only. daily maximum	nanograms per liter	once per quarter	Grab	Jan-Dec	
SD 010 Basin 2AA-01/BML 003 Overflow: Former D8 Disposal Area	Perfluorododecanesulfonic acid (PFDoS)					Monitor only. calendar quarter average	Monitor only. daily maximum	nanograms per liter	once per quarter	Grab	Jan-Dec	
SD 010 Basin 2AA-01/BML 003 Overflow: Former D8 Disposal Area	Perfluorododecanoic acid (PFDoA)					Monitor only. calendar quarter average	Monitor only. daily maximum	nanograms per liter	once per quarter	Grab	Jan-Dec	
SD 010 Basin 2AA-01/BML 003 Overflow: Former D8 Disposal Area	Perfluoroethanesulfonic acid (PFES / PFETs)					Monitor only. calendar quarter average	Monitor only. daily maximum	nanograms per liter	once per quarter	Grab	Jan-Dec	
SD 010 Basin 2AA-01/BML	Perfluoroheptanesulfonic acid (PFHpS)					Monitor only.	Monitor only. daily	nanograms per liter	once per quarter	Grab	Jan-Dec	

Subject item	Parameter	Discharge limitations					Monitoring requirements					Notes
		Quantity /Loading avg.	Quantity /Loading max.	Quantity /Loading units	Quality /Conc. min.	Quality /Conc. avg.	Quality /Conc. max.	Quality/ Conc. units	Frequency	Sample type	Effective period	
003 Overflow: Former D8 Disposal Area						calendar quarter average	maximum					
SD 010 Basin 2AA-01/BML 003 Overflow: Former D8 Disposal Area	Perfluoroheptanoic acid (PFHpA)					Monitor only. calendar quarter average	Monitor only. daily maximum	nanograms per liter	once per quarter	Grab	Jan-Dec	
SD 010 Basin 2AA-01/BML 003 Overflow: Former D8 Disposal Area	Perfluorohexadecanoic acid (PFHxDA)					Monitor only. calendar quarter average	Monitor only. daily maximum	nanograms per liter	once per quarter	Grab	Jan-Dec	
SD 010 Basin 2AA-01/BML 003 Overflow: Former D8 Disposal Area	Perfluorohexanesulfonamide (PFHxSA)					Monitor only. calendar quarter average	Monitor only. daily maximum	nanograms per liter	once per quarter	Grab	Jan-Dec	
SD 010 Basin 2AA-01/BML 003 Overflow: Former D8 Disposal Area	Perfluorohexanesulfonic acid (PFH1S / PFHS / PFHxS)					Monitor only. calendar quarter average	Monitor only. daily maximum	nanograms per liter	once per quarter	Grab	Jan-Dec	
SD 010 Basin 2AA-01/BML 003 Overflow: Former D8 Disposal Area	Perfluorohexanoic acid (PFHxA)					Monitor only. calendar quarter average	Monitor only. daily maximum	nanograms per liter	once per quarter	Grab	Jan-Dec	
SD 010 Basin 2AA-01/BML 003 Overflow: Former D8 Disposal Area	Perfluorononanesulfonic acid (PFNS)					Monitor only. calendar quarter average	Monitor only. daily maximum	nanograms per liter	once per quarter	Grab	Jan-Dec	
SD 010 Basin	Perfluorononanoic					Monitor	Monitor	nanograms	once per	Grab	Jan-Dec	

Subject item	Parameter	Discharge limitations						Monitoring requirements				Notes
		Quantity /Loading avg.	Quantity /Loading max.	Quantity /Loading units	Quality /Conc. min.	Quality /Conc. avg.	Quality /Conc. max.	Quality/ Conc. units	Frequency	Sample type	Effective period	
2AA-01/BML 003 Overflow: Former D8 Disposal Area	acid (PFNA)					only. calendar quarter average	only. daily maximum	per liter	quarter			
SD 010 Basin 2AA-01/BML 003 Overflow: Former D8 Disposal Area	Perfluorooctadecanoic acid (PFODA)					Monitor only. calendar quarter average	Monitor only. daily maximum	nanograms per liter	once per quarter	Grab	Jan-Dec	
SD 010 Basin 2AA-01/BML 003 Overflow: Former D8 Disposal Area	Perfluorooctanesulfon amide (PFOSA / FOSA)					Monitor only. calendar quarter average	Monitor only. daily maximum	nanograms per liter	once per quarter	Grab	Jan-Dec	
SD 010 Basin 2AA-01/BML 003 Overflow: Former D8 Disposal Area	Perfluorooctanesulfoni c acid (PFOS)					Monitor only. calendar quarter average	Monitor only. daily maximum	nanograms per liter	once per quarter	Grab	Jan-Dec	
SD 010 Basin 2AA-01/BML 003 Overflow: Former D8 Disposal Area	Perfluorooctanoic acid (PFOA)					Monitor only. calendar quarter average	Monitor only. daily maximum	nanograms per liter	once per quarter	Grab	Jan-Dec	
SD 010 Basin 2AA-01/BML 003 Overflow: Former D8 Disposal Area	Perfluoropentanesulfo nic acid (PFPeS)					Monitor only. calendar quarter average	Monitor only. daily maximum	nanograms per liter	once per quarter	Grab	Jan-Dec	
SD 010 Basin 2AA-01/BML 003 Overflow: Former D8 Disposal Area	Perfluoropentanoic acid (PFPeA)					Monitor only. calendar quarter average	Monitor only. daily maximum	nanograms per liter	once per quarter	Grab	Jan-Dec	

Subject item	Parameter	Discharge limitations					Monitoring requirements					Notes
		Quantity /Loading avg.	Quantity /Loading max.	Quantity /Loading units	Quality /Conc. min.	Quality /Conc. avg.	Quality /Conc. max.	Quality/ Conc. units	Frequency	Sample type	Effective period	
SD 010 Basin 2AA-01/BML 003 Overflow: Former D8 Disposal Area	Perfluoropropanesulfo nic acid (PFPrS)					Monitor only. calendar quarter average	Monitor only. daily maximum	nanograms per liter	once per quarter	Grab	Jan-Dec	
SD 010 Basin 2AA-01/BML 003 Overflow: Former D8 Disposal Area	Perfluoropropanoic acid (PFPA / PFPrA)					Monitor only. calendar quarter average	Monitor only. daily maximum	nanograms per liter	once per quarter	Grab	Jan-Dec	
SD 010 Basin 2AA-01/BML 003 Overflow: Former D8 Disposal Area	Perfluorotetradecanoic acid (PFTeDA / PFTeA / PFTA)					Monitor only. calendar quarter average	Monitor only. daily maximum	nanograms per liter	once per quarter	Grab	Jan-Dec	
SD 010 Basin 2AA-01/BML 003 Overflow: Former D8 Disposal Area	Perfluorotridecanoic acid (PFTrA / PFTrDA)					Monitor only. calendar quarter average	Monitor only. daily maximum	nanograms per liter	once per quarter	Grab	Jan-Dec	
SD 010 Basin 2AA-01/BML 003 Overflow: Former D8 Disposal Area	Perfluoroundecanoic acid (PFUnA)					Monitor only. calendar quarter average	Monitor only. daily maximum	nanograms per liter	once per quarter	Grab	Jan-Dec	
SD 010 Basin 2AA-01/BML 003 Overflow: Former D8 Disposal Area	Potassium 2,2,3,3- tetrafluoropropanoate (2233-TFPA)					Monitor only. calendar quarter average	Monitor only. daily maximum	nanograms per liter	once per quarter	Grab	Jan-Dec	
SD 010 Basin 2AA-01/BML 003 Overflow: Former D8	Potassium N,N- bis(perfluorobutanesul fonyl)amide (DBI)					Monitor only. calendar quarter	Monitor only. daily maximum	nanograms per liter	once per quarter	Grab	Jan-Dec	

Subject item	Parameter	Discharge limitations						Monitoring requirements				Notes
		Quantity /Loading avg.	Quantity /Loading max.	Quantity /Loading units	Quality /Conc. min.	Quality /Conc. avg.	Quality /Conc. max.	Quality /Conc. units	Frequency	Sample type	Effective period	
Disposal Area						average						
SD 010 Basin 2AA-01/BML 003 Overflow: Former D8 Disposal Area	Potassium perfluoro-4-ethylcyclohexanesulfonate (PECHS / PFECHS)					Monitor only. calendar quarter average	Monitor only. daily maximum	nanograms per liter	once per quarter	Grab	Jan-Dec	
SD 010 Basin 2AA-01/BML 003 Overflow: Former D8 Disposal Area	Sodium 1,1,2,2-tetrafluoro-2-(1,2,2,2-tetrafluoroethoxy)ethane-1-sulfonate (NVHOS)					Monitor only. calendar quarter average	Monitor only. daily maximum	nanograms per liter	once per quarter	Grab	Jan-Dec	
SD 010 Basin 2AA-01/BML 003 Overflow: Former D8 Disposal Area	Solids, Total Suspended (TSS)					Monitor only. calendar year average intervention-qtr		milligrams per liter	once per quarter	Grab	Jan-Dec	The intervention limit is 100 mg/L. If this limit is exceeded, the Permittee shall refer to the Industrial Stormwater Sector section of this permit.
SD 010 Basin 2AA-01/BML 003 Overflow: Former D8 Disposal Area	Trifluoroacetic acid (TFA)					Monitor only. calendar quarter average	Monitor only. daily maximum	nanograms per liter	once per quarter	Grab	Jan-Dec	
SD 010 Basin 2AA-01/BML 003 Overflow: Former D8 Disposal Area	Trifluoromethanesulfonic acid (TFMS / PFMS)					Monitor only. calendar quarter average	Monitor only. daily maximum	nanograms per liter	once per quarter	Grab	Jan-Dec	
SD 010 Basin 2AA-01/BML 003 Overflow: Former D8 Disposal Area	Zinc, Total (as Zn)					Monitor only. calendar year average intervention-qtr		milligrams per liter	once per quarter	Grab	Jan-Dec	The intervention limit is 0.234 mg/L. If this limit is exceeded, the Permittee shall refer to the Industrial Stormwater section of this permit.

Subject item	Parameter	Discharge limitations						Monitoring requirements				Notes
		Quantity /Loading avg.	Quantity /Loading max.	Quantity /Loading units	Quality /Conc. min.	Quality /Conc. avg.	Quality /Conc. max.	Quality/ Conc. units	Frequency	Sample type	Effective period	
SD 010 Basin 2AA-01/BML 003 Overflow: Former D8 Disposal Area	[3-(Heptadecafluorooctyl sulfonylamino)propyl] dimethylamine N-oxide (AOF)					Monitor only. calendar quarter average	Monitor only. daily maximum	nanograms per liter	once per quarter	Grab	Jan-Dec	
SD 011 BML 004/Basin AD Overflow: AD-02, AD-03: Wastewater Treatment Plant												
SD 011 BML 004/Basin AD Overflow: AD-02, AD-03: Wastewater Treatment Plant	(Perfluorobutyl) sulfonamido acetic acid (FBSAA)					Monitor only. calendar quarter average	Monitor only. daily maximum	nanograms per liter	once per quarter	Grab	Jan-Dec	
SD 011 BML 004/Basin AD Overflow: AD-02, AD-03: Wastewater Treatment Plant	1,1,1,2,2-Tetrafluoro-2-[[[1,1,1,2,3,3,4,4-octafluorobutan-2-yl)oxy]ethane-1-sulfonic acid (R-PSDCA / Byproduct 6)					Monitor only. calendar quarter average	Monitor only. daily maximum	nanograms per liter	once per quarter	Grab	Jan-Dec	
SD 011 BML 004/Basin AD Overflow: AD-02, AD-03: Wastewater Treatment Plant	10:2 Fluorotelomer sulfonic acid (10:2 FTSA)					Monitor only. calendar quarter average	Monitor only. daily maximum	nanograms per liter	once per quarter	Grab	Jan-Dec	
SD 011 BML 004/Basin AD Overflow: AD-02, AD-03: Wastewater Treatment Plant	11-Chloroperfluoro-3-oxaundecanesulfonic acid (11Cl-PF3OUdS / F-53B Minor)					Monitor only. calendar quarter average	Monitor only. daily maximum	nanograms per liter	once per quarter	Grab	Jan-Dec	
SD 011 BML 004/Basin AD Overflow: AD-02, AD-03:	2,2'-(((Nonafluorobutyl)sulfonyl)imino)diacetic acid (FBSEE diacid)					Monitor only. calendar quarter	Monitor only. daily maximum	nanograms per liter	once per quarter	Grab	Jan-Dec	

Subject item	Parameter	Discharge limitations					Monitoring requirements					Notes
		Quantity /Loading avg.	Quantity /Loading max.	Quantity /Loading units	Quality /Conc. min.	Quality /Conc. avg.	Quality /Conc. max.	Quality/ Conc. units	Frequency	Sample type	Effective period	
Wastewater Treatment Plant						average						
SD 011 BML 004/Basin AD Overflow: AD-02, AD-03: Wastewater Treatment Plant	2,2,3,3-Tetrafluoro-3-methoxypropanoic acid (MTP)					Monitor only. calendar quarter average	Monitor only. daily maximum	nanograms per liter	once per quarter	Grab	Jan-Dec	
SD 011 BML 004/Basin AD Overflow: AD-02, AD-03: Wastewater Treatment Plant	2,2,3,3-Tetrafluoro-3-[1,1,1,2,3,3-hexafluoro-3-(1,2,2,2-tetrafluoroethoxy)propan-2-yl]oxypropanoic acid (Hydro-EVE Acid)					Monitor only. calendar quarter average	Monitor only. daily maximum	nanograms per liter	once per quarter	Grab	Jan-Dec	
SD 011 BML 004/Basin AD Overflow: AD-02, AD-03: Wastewater Treatment Plant	2,3,3,3-Tetrafluoro-2-(trifluoromethyl)propanamide (PIBA)					Monitor only. calendar quarter average	Monitor only. daily maximum	nanograms per liter	once per quarter	Grab	Jan-Dec	
SD 011 BML 004/Basin AD Overflow: AD-02, AD-03: Wastewater Treatment Plant	2,3,3,3-Tetrafluoropropanoic acid (2333-TFPA)					Monitor only. calendar quarter average	Monitor only. daily maximum	nanograms per liter	once per quarter	Grab	Jan-Dec	
SD 011 BML 004/Basin AD Overflow: AD-02, AD-03: Wastewater Treatment Plant	2-(N-(Perfluorobutylsulfonyl)-N-methylamino)ethanol (MeFBSE)					Monitor only. calendar quarter average	Monitor only. daily maximum	nanograms per liter	once per quarter	Grab	Jan-Dec	
SD 011 BML 004/Basin AD Overflow: AD-	2-(N-Ethylperfluorooctanesulfonamido)acetic acid					Monitor only. calendar	Monitor only. daily maximum	nanograms per liter	once per quarter	Grab	Jan-Dec	

Subject item	Parameter	Discharge limitations						Monitoring requirements				Notes	
		Quantity /Loading avg.	Quantity /Loading max.	Quantity /Loading units	Quality /Conc. min.	Quality /Conc. avg.	Quality /Conc. max.	Quality/ Conc. units	Frequency	Sample type	Effective period		
02, AD-03: Wastewater Treatment Plant	(N-EtFOSAA / NEtFOSAA / EtFOSAA)					quarter average							
SD 011 BML 004/Basin AD Overflow: AD-02, AD-03: Wastewater Treatment Plant	2-(N-methylperfluoro-1-octanesulfonamido)-ethanol (NMeFOSE)					Monitor only. calendar quarter average	Monitor only. daily maximum	nanograms per liter	once per quarter	Grab	Jan-Dec		
SD 011 BML 004/Basin AD Overflow: AD-02, AD-03: Wastewater Treatment Plant	2-(N-Methylperfluorooctanesulfonamido)acetic acid (N-MeFOSAA / NMeFOSAA / MeFOSAA)					Monitor only. calendar quarter average	Monitor only. daily maximum	nanograms per liter	once per quarter	Grab	Jan-Dec		
SD 011 BML 004/Basin AD Overflow: AD-02, AD-03: Wastewater Treatment Plant	2-(Perfluorodecyl)ethanoic acid (10:2 FTCA / FDEA)					Monitor only. calendar quarter average	Monitor only. daily maximum	nanograms per liter	once per quarter	Grab	Jan-Dec		
SD 011 BML 004/Basin AD Overflow: AD-02, AD-03: Wastewater Treatment Plant	2-(Perfluorodecyl)ethanol (10:2 FTOH)					Monitor only. calendar quarter average	Monitor only. daily maximum	nanograms per liter	once per quarter	Grab	Jan-Dec		
SD 011 BML 004/Basin AD Overflow: AD-02, AD-03: Wastewater Treatment Plant	2-(Perfluorohexyl)ethanoic acid (6:2 FTCA / FHEA)					Monitor only. calendar quarter average	Monitor only. daily maximum	nanograms per liter	once per quarter	Grab	Jan-Dec		
SD 011 BML 004/Basin AD	2-(Perfluorohexyl)ethano					Monitor only.	Monitor only. daily	nanograms per liter	once per quarter	Grab	Jan-Dec		

Subject item	Parameter	Discharge limitations						Monitoring requirements				Notes
		Quantity /Loading avg.	Quantity /Loading max.	Quantity /Loading units	Quality /Conc. min.	Quality /Conc. avg.	Quality /Conc. max.	Quality/ Conc. units	Frequency	Sample type	Effective period	
Overflow: AD-02, AD-03: Wastewater Treatment Plant	1 (6:2 FTOH)					calendar quarter average	maximum					
SD 011 BML 004/Basin AD Overflow: AD-02, AD-03: Wastewater Treatment Plant	2- (Perfluorooctyl)ethanoic acid (8:2 FTCA)					Monitor only. calendar quarter average	Monitor only. daily maximum	nanograms per liter	once per quarter	Grab	Jan-Dec	
SD 011 BML 004/Basin AD Overflow: AD-02, AD-03: Wastewater Treatment Plant	2- (Perfluorooctyl)ethanol (8:2 FTOH)					Monitor only. calendar quarter average	Monitor only. daily maximum	nanograms per liter	once per quarter	Grab	Jan-Dec	
SD 011 BML 004/Basin AD Overflow: AD-02, AD-03: Wastewater Treatment Plant	2H,2H,3H,3H-Perfluorooctanoic acid (5:3 FTCA)					Monitor only. calendar quarter average	Monitor only. daily maximum	nanograms per liter	once per quarter	Grab	Jan-Dec	
SD 011 BML 004/Basin AD Overflow: AD-02, AD-03: Wastewater Treatment Plant	2H-Perfluoro-2-decenoic acid (8:2 FTUCA)					Monitor only. calendar quarter average	Monitor only. daily maximum	nanograms per liter	once per quarter	Grab	Jan-Dec	
SD 011 BML 004/Basin AD Overflow: AD-02, AD-03: Wastewater Treatment Plant	2H-Perfluoro-2-dodecenoate (10:2 FTUCA)					Monitor only. calendar quarter average	Monitor only. daily maximum	nanograms per liter	once per quarter	Grab	Jan-Dec	
SD 011 BML	2H-Perfluoro-2-					Monitor	Monitor	nanograms	once per	Grab	Jan-Dec	

Subject item	Parameter	Discharge limitations						Monitoring requirements				Notes
		Quantity /Loading avg.	Quantity /Loading max.	Quantity /Loading units	Quality /Conc. min.	Quality /Conc. avg.	Quality /Conc. max.	Quality/ Conc. units	Frequency	Sample type	Effective period	
004/Basin AD Overflow: AD-02, AD-03: Wastewater Treatment Plant	octenoic acid (6:2) (6:2 FTUCA)					only. calendar quarter average	only. daily maximum	per liter	quarter			
SD 011 BML 004/Basin AD Overflow: AD-02, AD-03: Wastewater Treatment Plant	3-((3-((2-Carboxyethyl)((tridecafluorohexyl)sulfonyl)amino)propyl)(dimethyl)azaniumyl)propanoate (PHSA-DC)					Monitor only. calendar quarter average	Monitor only. daily maximum	nanograms per liter	once per quarter	Grab	Jan-Dec	
SD 011 BML 004/Basin AD Overflow: AD-02, AD-03: Wastewater Treatment Plant	3-((3-((2-Hydroxyethyl)(dimethyl)azaniumyl)propyl)((perfluorobutyl)sulfonyl)amino)propane-1-sulfonate (PBSA-S1)					Monitor only. calendar quarter average	Monitor only. daily maximum	nanograms per liter	once per quarter	Grab	Jan-Dec	
SD 011 BML 004/Basin AD Overflow: AD-02, AD-03: Wastewater Treatment Plant	3-((3-((N-(2-Carboxyethyl)-perfluorobutyl)sulfonamido)propyl)-dimethylammonio)propanoate (PBSA-DC)					Monitor only. calendar quarter average	Monitor only. daily maximum	nanograms per liter	once per quarter	Grab	Jan-Dec	
SD 011 BML 004/Basin AD Overflow: AD-02, AD-03: Wastewater Treatment Plant	3-(Dimethyl(3-(((tridecafluorohexyl)sulfonyl)amino)propyl)azaniumyl)-2-hydroxypropane-1-sulfonate (PHSA-OH1)					Monitor only. calendar quarter average	Monitor only. daily maximum	nanograms per liter	once per quarter	Grab	Jan-Dec	
SD 011 BML 004/Basin AD Overflow: AD-02, AD-03: Wastewater Treatment Plant	3-(Dimethyl(3-(((tridecafluorohexyl)sulfonyl)amino)propyl)azaniumyl)propanoate (PHSA-C2)					Monitor only. calendar quarter average	Monitor only. daily maximum	nanograms per liter	once per quarter	Grab	Jan-Dec	

Subject item	Parameter	Discharge limitations						Monitoring requirements				Notes
		Quantity /Loading avg.	Quantity /Loading max.	Quantity /Loading units	Quality /Conc. min.	Quality /Conc. avg.	Quality /Conc. max.	Quality/ Conc. units	Frequency	Sample type	Effective period	
SD 011 BML 004/Basin AD Overflow: AD-02, AD-03: Wastewater Treatment Plant	3-(Perfluoroheptyl)propanoic acid (7:3 FTCA)					Monitor only. calendar quarter average	Monitor only. daily maximum	nanograms per liter	once per quarter	Grab	Jan-Dec	
SD 011 BML 004/Basin AD Overflow: AD-02, AD-03: Wastewater Treatment Plant	3-(3-[(2-Hydroxyethyl)(dimethyl)azaniumyl]propyl[(perfluorohexyl)sulfonyl]amino)-1-propanesulfonate (PHSA-S1)					Monitor only. calendar quarter average	Monitor only. daily maximum	nanograms per liter	once per quarter	Grab	Jan-Dec	
SD 011 BML 004/Basin AD Overflow: AD-02, AD-03: Wastewater Treatment Plant	3-[[3-(Dimethylamino)propyl][[(1,1,2,2,3,3,4,4,5,5,6,6,6-tridecafluorohexyl)sulfonyl]amino]-1-propanesulfonic acid (PHSA-S3)					Monitor only. calendar quarter average	Monitor only. daily maximum	nanograms per liter	once per quarter	Grab	Jan-Dec	
SD 011 BML 004/Basin AD Overflow: AD-02, AD-03: Wastewater Treatment Plant	3:3 Fluorotelomer carboxylic acid (3:3 FTCA)					Monitor only. calendar quarter average	Monitor only. daily maximum	nanograms per liter	once per quarter	Grab	Jan-Dec	
SD 011 BML 004/Basin AD Overflow: AD-02, AD-03: Wastewater Treatment Plant	4,8-Dioxa-3H-perfluorononanoic acid (ADONA)					Monitor only. calendar quarter average	Monitor only. daily maximum	nanograms per liter	once per quarter	Grab	Jan-Dec	
SD 011 BML 004/Basin AD	4-(2-Carboxy-1,1,2,2-tetrafluoroethoxy)-					Monitor only.	Monitor only. daily	nanograms per liter	once per quarter	Grab	Jan-Dec	

Subject item	Parameter	Discharge limitations						Monitoring requirements				Notes
		Quantity /Loading avg.	Quantity /Loading max.	Quantity /Loading units	Quality /Conc. min.	Quality /Conc. avg.	Quality /Conc. max.	Quality /Conc. units	Frequency	Sample type	Effective period	
Overflow: AD-02, AD-03: Wastewater Treatment Plant	perfluoropentanoic acid (R-EVE)					calendar quarter average	maximum					
SD 011 BML 004/Basin AD Overflow: AD-02, AD-03: Wastewater Treatment Plant	4:2 Fluorotelomer alcohol (4:2 FTOH)					Monitor only. calendar quarter average	Monitor only. daily maximum	nanograms per liter	once per quarter	Grab	Jan-Dec	
SD 011 BML 004/Basin AD Overflow: AD-02, AD-03: Wastewater Treatment Plant	4H-Perfluorobutanoic acid (4H-PFBA)					Monitor only. calendar quarter average	Monitor only. daily maximum	nanograms per liter	once per quarter	Grab	Jan-Dec	
SD 011 BML 004/Basin AD Overflow: AD-02, AD-03: Wastewater Treatment Plant	5-(1,2,2,2-Tetrafluoro)ethoxy-perfluoro-3-oxa-4-methylpentanesulfonic acid (Hydro-PS Acid / PFESA BP 2)					Monitor only. calendar quarter average	Monitor only. daily maximum	nanograms per liter	once per quarter	Grab	Jan-Dec	
SD 011 BML 004/Basin AD Overflow: AD-02, AD-03: Wastewater Treatment Plant	6:2 Fluorotelomer sulfonic acid (6:2 FTS)					Monitor only. calendar quarter average	Monitor only. daily maximum	nanograms per liter	once per quarter	Grab	Jan-Dec	
SD 011 BML 004/Basin AD Overflow: AD-02, AD-03: Wastewater Treatment Plant	7:2 sFluorotelomer alcohol (7:2 FTOH)					Monitor only. calendar quarter average	Monitor only. daily maximum	nanograms per liter	once per quarter	Grab	Jan-Dec	
SD 011 BML	Benzyltriphenylphosph					Monitor	Monitor	nanograms	once per	Grab	Jan-Dec	

Subject item	Parameter	Discharge limitations					Monitoring requirements					Notes
		Quantity /Loading avg.	Quantity /Loading max.	Quantity /Loading units	Quality /Conc. min.	Quality /Conc. avg.	Quality /Conc. max.	Quality/ Conc. units	Frequency	Sample type	Effective period	
004/Basin AD Overflow: AD-02, AD-03: Wastewater Treatment Plant	onium (TPBP)					only. calendar quarter average	only. daily maximum	per liter	quarter			
SD 011 BML 004/Basin AD Overflow: AD-02, AD-03: Wastewater Treatment Plant	Bisphenol AF (BPAF)					Monitor only. calendar quarter average	Monitor only. daily maximum	nanograms per liter	once per quarter	Grab	Jan-Dec	
SD 011 BML 004/Basin AD Overflow: AD-02, AD-03: Wastewater Treatment Plant	BOD, Carbonaceous 05 Day (20 Deg C)					Monitor only. calendar year average interven tion-qtr		milligrams per liter	once per quarter	Grab	Jan-Dec	The intervention limit is 25 mg/L. If this limit is exceeded, the Permittee shall refer to the Industrial Stormwater section of this permit.
SD 011 BML 004/Basin AD Overflow: AD-02, AD-03: Wastewater Treatment Plant	Flow		Monitor only. calendar quarter total	million gallons		Monitor only. calendar quarter average	Monitor only. calendar quarter maximum	million gallons per day	once per day	Estimate	Jan-Dec	
SD 011 BML 004/Basin AD Overflow: AD-02, AD-03: Wastewater Treatment Plant	Fluorine, Total Organic (TOF)					Monitor only. calendar quarter average	Monitor only. daily maximum	nanograms per liter	once per quarter	Grab	Jan-Dec	
SD 011 BML 004/Basin AD Overflow: AD-02, AD-03: Wastewater	Fluoro[perfluoro-2- (perfluoro-2- sulfoethoxy)propoxy]a cetic acid (Hydrolyzed PSDA / 49 Byproduct					Monitor only. calendar quarter average	Monitor only. daily maximum	nanograms per liter	once per quarter	Grab	Jan-Dec	

Subject item	Parameter	Discharge limitations						Monitoring requirements				Notes
		Quantity /Loading avg.	Quantity /Loading max.	Quantity /Loading units	Quality /Conc. min.	Quality /Conc. avg.	Quality /Conc. max.	Quality/ Conc. units	Frequency	Sample type	Effective period	
Treatment Plant	5)											
SD 011 BML 004/Basin AD Overflow: AD-02, AD-03: Wastewater Treatment Plant	Lithium bis[(trifluoromethyl)sulfonyl]azanide (HQ-115 / TFSI-LI)					Monitor only. calendar quarter average	Monitor only. daily maximum	nanograms per liter	once per quarter	Grab	Jan-Dec	
SD 011 BML 004/Basin AD Overflow: AD-02, AD-03: Wastewater Treatment Plant	Methane, bis[(trifluoromethyl)sulfonyl]- (MEDSULF)					Monitor only. calendar quarter average	Monitor only. daily maximum	nanograms per liter	once per quarter	Grab	Jan-Dec	
SD 011 BML 004/Basin AD Overflow: AD-02, AD-03: Wastewater Treatment Plant	N,N-Bis(2-hydroxyethyl)perfluorobutanesulfonamide (FBSEE / FBSEE Diol)					Monitor only. calendar quarter average	Monitor only. daily maximum	nanograms per liter	once per quarter	Grab	Jan-Dec	
SD 011 BML 004/Basin AD Overflow: AD-02, AD-03: Wastewater Treatment Plant	N-(2-Hydroxyethyl)-N,N-dimethyl-3-(((tridecafluorohexyl)sulfonyl)amino)propan-1-aminium (PHSA-E1)					Monitor only. calendar quarter average	Monitor only. daily maximum	nanograms per liter	once per quarter	Grab	Jan-Dec	
SD 011 BML 004/Basin AD Overflow: AD-02, AD-03: Wastewater Treatment Plant	N-(3-(Dimethylamino)propyl) perfluorohexane sulfonamide (PHSA)					Monitor only. calendar quarter average	Monitor only. daily maximum	nanograms per liter	once per quarter	Grab	Jan-Dec	
SD 011 BML 004/Basin AD Overflow: AD-02, AD-03: Wastewater Treatment Plant	N-(Methyl)nonafluorobutanesulfonamide (MeFBSA)					Monitor only. calendar quarter	Monitor only. daily maximum	nanograms per liter	once per quarter	Grab	Jan-Dec	

Subject item	Parameter	Discharge limitations					Monitoring requirements					Notes
		Quantity /Loading avg.	Quantity /Loading max.	Quantity /Loading units	Quality /Conc. min.	Quality /Conc. avg.	Quality /Conc. max.	Quality/ Conc. units	Frequency	Sample type	Effective period	
Wastewater Treatment Plant						average						
SD 011 BML 004/Basin AD Overflow: AD-02, AD-03: Wastewater Treatment Plant	N-(Perfluorobutanesulfonyl)-N-(3-dimethylaminopropyl)-3-aminopropanoic acid (PBSA-C1)					Monitor only. calendar quarter average	Monitor only. daily maximum	nanograms per liter	once per quarter	Grab	Jan-Dec	
SD 011 BML 004/Basin AD Overflow: AD-02, AD-03: Wastewater Treatment Plant	N-(Perfluorohexanesulfonyl)-N-(3-dimethylaminopropyl)-3-aminopropanoic acid (PHSA-C1)					Monitor only. calendar quarter average	Monitor only. daily maximum	nanograms per liter	once per quarter	Grab	Jan-Dec	
SD 011 BML 004/Basin AD Overflow: AD-02, AD-03: Wastewater Treatment Plant	N-Ethyl-N-(2-hydroxyethyl)perfluorooctane sulfonamide (N-EtFOSE)					Monitor only. calendar quarter average	Monitor only. daily maximum	nanograms per liter	once per quarter	Grab	Jan-Dec	
SD 011 BML 004/Basin AD Overflow: AD-02, AD-03: Wastewater Treatment Plant	N-Ethylperfluorooctanesulfonamide (EtFOSA / N-EtFOSA)					Monitor only. calendar quarter average	Monitor only. daily maximum	nanograms per liter	once per quarter	Grab	Jan-Dec	
SD 011 BML 004/Basin AD Overflow: AD-02, AD-03: Wastewater Treatment Plant	N-Methyl-N-[(perfluorobutyl)sulfonyl]glycine (MeFBSAA)					Monitor only. calendar quarter average	Monitor only. daily maximum	nanograms per liter	once per quarter	Grab	Jan-Dec	
SD 011 BML 004/Basin AD Overflow: AD-	N-methylperfluoro-1-octanesulfonamide (MeFOSA / NMeFOSA)					Monitor only. calendar	Monitor only. daily maximum	nanograms per liter	once per quarter	Grab	Jan-Dec	

Subject item	Parameter	Discharge limitations						Monitoring requirements				Notes
		Quantity /Loading avg.	Quantity /Loading max.	Quantity /Loading units	Quality /Conc. min.	Quality /Conc. avg.	Quality /Conc. max.	Quality/ Conc. units	Frequency	Sample type	Effective period	
02, AD-03: Wastewater Treatment Plant						quarter average						
SD 011 BML 004/Basin AD Overflow: AD-02, AD-03: Wastewater Treatment Plant	Perfluoro(2-((6-chlorohexyl)oxy)ethanesulfonic acid) (9Cl-PF3ONS / F53B Major)					Monitor only. calendar quarter average	Monitor only. daily maximum	nanograms per liter	once per quarter	Grab	Jan-Dec	
SD 011 BML 004/Basin AD Overflow: AD-02, AD-03: Wastewater Treatment Plant	Perfluoro(4-methoxybutanoic acid) (PFECA-A / PFMBA)					Monitor only. calendar quarter average	Monitor only. daily maximum	nanograms per liter	once per quarter	Grab	Jan-Dec	
SD 011 BML 004/Basin AD Overflow: AD-02, AD-03: Wastewater Treatment Plant	Perfluoro-2-(perfluoromethoxy)propanoic acid (PMPA / PFECA F)					Monitor only. calendar quarter average	Monitor only. daily maximum	nanograms per liter	once per quarter	Grab	Jan-Dec	
SD 011 BML 004/Basin AD Overflow: AD-02, AD-03: Wastewater Treatment Plant	Perfluoro-2-ethoxyethanesulfonic acid (PFEESA)					Monitor only. calendar quarter average	Monitor only. daily maximum	nanograms per liter	once per quarter	Grab	Jan-Dec	
SD 011 BML 004/Basin AD Overflow: AD-02, AD-03: Wastewater Treatment Plant	Perfluoro-2-ethoxypropanoic acid (PEPA)					Monitor only. calendar quarter average	Monitor only. daily maximum	nanograms per liter	once per quarter	Grab	Jan-Dec	
SD 011 BML 004/Basin AD	Perfluoro-2-methoxyacetic acid					Monitor only.	Monitor only. daily	nanograms per liter	once per quarter	Grab	Jan-Dec	

Subject item	Parameter	Discharge limitations						Monitoring requirements				Notes
		Quantity /Loading avg.	Quantity /Loading max.	Quantity /Loading units	Quality /Conc. min.	Quality /Conc. avg.	Quality /Conc. max.	Quality/ Conc. units	Frequency	Sample type	Effective period	
Overflow: AD-02, AD-03: Wastewater Treatment Plant	(PFMOAA)					calendar quarter average	maximum					
SD 011 BML 004/Basin AD Overflow: AD-02, AD-03: Wastewater Treatment Plant	Perfluoro-2-methyl-3-oxahexanoic acid (HFPO-DA / GenX)					Monitor only. calendar quarter average	Monitor only. daily maximum	nanograms per liter	once per quarter	Grab	Jan-Dec	
SD 011 BML 004/Basin AD Overflow: AD-02, AD-03: Wastewater Treatment Plant	Perfluoro-3,5,7,9,11-pentaoxadodecanoic acid (PFO5DA)					Monitor only. calendar quarter average	Monitor only. daily maximum	nanograms per liter	once per quarter	Grab	Jan-Dec	
SD 011 BML 004/Basin AD Overflow: AD-02, AD-03: Wastewater Treatment Plant	Perfluoro-3,5,7,9-butaoxadecanoic acid (PFO4DA)					Monitor only. calendar quarter average	Monitor only. daily maximum	nanograms per liter	once per quarter	Grab	Jan-Dec	
SD 011 BML 004/Basin AD Overflow: AD-02, AD-03: Wastewater Treatment Plant	Perfluoro-3,5,7-trioxaoctanoic acid (PFO3OA)					Monitor only. calendar quarter average	Monitor only. daily maximum	nanograms per liter	once per quarter	Grab	Jan-Dec	
SD 011 BML 004/Basin AD Overflow: AD-02, AD-03: Wastewater Treatment Plant	Perfluoro-3,5-dioxahexanoic acid (PFO2HxA)					Monitor only. calendar quarter average	Monitor only. daily maximum	nanograms per liter	once per quarter	Grab	Jan-Dec	
SD 011 BML	Perfluoro-3,6-dioxa-4-					Monitor	Monitor	nanograms	once per	Grab	Jan-Dec	

Subject item	Parameter	Discharge limitations						Monitoring requirements				Notes
		Quantity /Loading avg.	Quantity /Loading max.	Quantity /Loading units	Quality /Conc. min.	Quality /Conc. avg.	Quality /Conc. max.	Quality/ Conc. units	Frequency	Sample type	Effective period	
004/Basin AD Overflow: AD-02, AD-03: Wastewater Treatment Plant	methyl-7-octene-1-sulfonic acid (PS Acid / PFESA BP 1)					only. calendar quarter average	only. daily maximum	per liter	quarter			
SD 011 BML 004/Basin AD Overflow: AD-02, AD-03: Wastewater Treatment Plant	Perfluoro-3,6-dioxaheptanoic acid (PFECA-B / NFDHA)					Monitor only. calendar quarter average	Monitor only. daily maximum	nanograms per liter	once per quarter	Grab	Jan-Dec	
SD 011 BML 004/Basin AD Overflow: AD-02, AD-03: Wastewater Treatment Plant	Perfluoro-3-methoxypropanoic acid (PFMPA)					Monitor only. calendar quarter average	Monitor only. daily maximum	nanograms per liter	once per quarter	Grab	Jan-Dec	
SD 011 BML 004/Basin AD Overflow: AD-02, AD-03: Wastewater Treatment Plant	Perfluoro-3-[1-(ethenyloxy)propan-2-yl]oxypropanoic acid (EVE Acid)					Monitor only. calendar quarter average	Monitor only. daily maximum	nanograms per liter	once per quarter	Grab	Jan-Dec	
SD 011 BML 004/Basin AD Overflow: AD-02, AD-03: Wastewater Treatment Plant	Perfluoro-4-(2-sulfoethoxy)pentanoic acid (R-PSDA / BPFESA)					Monitor only. calendar quarter average	Monitor only. daily maximum	nanograms per liter	once per quarter	Grab	Jan-Dec	
SD 011 BML 004/Basin AD Overflow: AD-02, AD-03: Wastewater Treatment Plant	Perfluoro-4-isopropoxybutanoic acid (PFECA-G)					Monitor only. calendar quarter average	Monitor only. daily maximum	nanograms per liter	once per quarter	Grab	Jan-Dec	

Subject item	Parameter	Discharge limitations						Monitoring requirements				Notes
		Quantity /Loading avg.	Quantity /Loading max.	Quantity /Loading units	Quality /Conc. min.	Quality /Conc. avg.	Quality /Conc. max.	Quality/ Conc. units	Frequency	Sample type	Effective period	
SD 011 BML 004/Basin AD Overflow: AD-02, AD-03: Wastewater Treatment Plant	Perfluorobutane-1-sulfonic acid (PFBSi)					Monitor only. calendar quarter average	Monitor only. daily maximum	nanograms per liter	once per quarter	Grab	Jan-Dec	
SD 011 BML 004/Basin AD Overflow: AD-02, AD-03: Wastewater Treatment Plant	Perfluorobutane-1-sulfonamidoethanol (FBSE)					Monitor only. calendar quarter average	Monitor only. daily maximum	nanograms per liter	once per quarter	Grab	Jan-Dec	
SD 011 BML 004/Basin AD Overflow: AD-02, AD-03: Wastewater Treatment Plant	Perfluorobutane-N-(3-(dimethylamino)propyl)-1-sulfonamide sulfonamido amine (PBSA)					Monitor only. calendar quarter average	Monitor only. daily maximum	nanograms per liter	once per quarter	Grab	Jan-Dec	
SD 011 BML 004/Basin AD Overflow: AD-02, AD-03: Wastewater Treatment Plant	Perfluorobutanesulfonamide (FBSA)					Monitor only. calendar quarter average	Monitor only. daily maximum	nanograms per liter	once per quarter	Grab	Jan-Dec	
SD 011 BML 004/Basin AD Overflow: AD-02, AD-03: Wastewater Treatment Plant	Perfluorobutanesulfonic acid (PFBS)					Monitor only. calendar quarter average	Monitor only. daily maximum	nanograms per liter	once per quarter	Grab	Jan-Dec	
SD 011 BML 004/Basin AD Overflow: AD-02, AD-03: Wastewater	Perfluorobutanoic acid (PFBA)					Monitor only. calendar quarter average	Monitor only. daily maximum	nanograms per liter	once per quarter	Grab	Jan-Dec	

Subject item	Parameter	Discharge limitations						Monitoring requirements			Notes	
		Quantity /Loading avg.	Quantity /Loading max.	Quantity /Loading units	Quality /Conc. min.	Quality /Conc. avg.	Quality /Conc. max.	Quality/ Conc. units	Frequency	Sample type		Effective period
Treatment Plant												
SD 011 BML 004/Basin AD Overflow: AD-02, AD-03: Wastewater Treatment Plant	Perfluorodecanesulfonic acid (PFDS)					Monitor only. calendar quarter average	Monitor only. daily maximum	nanograms per liter	once per quarter	Grab	Jan-Dec	
SD 011 BML 004/Basin AD Overflow: AD-02, AD-03: Wastewater Treatment Plant	Perfluorodecanoic acid (PFDA)					Monitor only. calendar quarter average	Monitor only. daily maximum	nanograms per liter	once per quarter	Grab	Jan-Dec	
SD 011 BML 004/Basin AD Overflow: AD-02, AD-03: Wastewater Treatment Plant	Perfluorododecanesulfonic acid (PFDoS)					Monitor only. calendar quarter average	Monitor only. daily maximum	nanograms per liter	once per quarter	Grab	Jan-Dec	
SD 011 BML 004/Basin AD Overflow: AD-02, AD-03: Wastewater Treatment Plant	Perfluorododecanoic acid (PFDoA)					Monitor only. calendar quarter average	Monitor only. daily maximum	nanograms per liter	once per quarter	Grab	Jan-Dec	
SD 011 BML 004/Basin AD Overflow: AD-02, AD-03: Wastewater Treatment Plant	Perfluoroethanesulfonic acid (PFES / PFETs)					Monitor only. calendar quarter average	Monitor only. daily maximum	nanograms per liter	once per quarter	Grab	Jan-Dec	
SD 011 BML 004/Basin AD Overflow: AD-02, AD-03: Wastewater Treatment Plant	Perfluoroheptanesulfonic acid (PFHpS)					Monitor only. calendar quarter	Monitor only. daily maximum	nanograms per liter	once per quarter	Grab	Jan-Dec	

Subject item	Parameter	Discharge limitations					Monitoring requirements					Notes
		Quantity /Loading avg.	Quantity /Loading max.	Quantity /Loading units	Quality /Conc. min.	Quality /Conc. avg.	Quality /Conc. max.	Quality/ Conc. units	Frequency	Sample type	Effective period	
Wastewater Treatment Plant						average						
SD 011 BML 004/Basin AD Overflow: AD-02, AD-03: Wastewater Treatment Plant	Perfluoroheptanoic acid (PFHpA)					Monitor only. calendar quarter average	Monitor only. daily maximum	nanograms per liter	once per quarter	Grab	Jan-Dec	
SD 011 BML 004/Basin AD Overflow: AD-02, AD-03: Wastewater Treatment Plant	Perfluorohexadecanoic acid (PFHxDA)					Monitor only. calendar quarter average	Monitor only. daily maximum	nanograms per liter	once per quarter	Grab	Jan-Dec	
SD 011 BML 004/Basin AD Overflow: AD-02, AD-03: Wastewater Treatment Plant	Perfluorohexanesulfonamide (PFHxSA)					Monitor only. calendar quarter average	Monitor only. daily maximum	nanograms per liter	once per quarter	Grab	Jan-Dec	
SD 011 BML 004/Basin AD Overflow: AD-02, AD-03: Wastewater Treatment Plant	Perfluorohexanesulfonic acid (PFH1S / PFHS / PFHxS)					Monitor only. calendar quarter average	Monitor only. daily maximum	nanograms per liter	once per quarter	Grab	Jan-Dec	
SD 011 BML 004/Basin AD Overflow: AD-02, AD-03: Wastewater Treatment Plant	Perfluorohexanoic acid (PFHxA)					Monitor only. calendar quarter average	Monitor only. daily maximum	nanograms per liter	once per quarter	Grab	Jan-Dec	
SD 011 BML 004/Basin AD Overflow: AD-	Perfluorononanesulfonic acid (PFNS)					Monitor only. calendar	Monitor only. daily maximum	nanograms per liter	once per quarter	Grab	Jan-Dec	

Subject item	Parameter	Discharge limitations						Monitoring requirements				Notes
		Quantity /Loading avg.	Quantity /Loading max.	Quantity /Loading units	Quality /Conc. min.	Quality /Conc. avg.	Quality /Conc. max.	Quality/ Conc. units	Frequency	Sample type	Effective period	
02, AD-03: Wastewater Treatment Plant						quarter average						
SD 011 BML 004/Basin AD Overflow: AD-02, AD-03: Wastewater Treatment Plant	Perfluorononanoic acid (PFNA)					Monitor only. calendar quarter average	Monitor only. daily maximum	nanograms per liter	once per quarter	Grab	Jan-Dec	
SD 011 BML 004/Basin AD Overflow: AD-02, AD-03: Wastewater Treatment Plant	Perfluorooctadecanoic acid (PFODA)					Monitor only. calendar quarter average	Monitor only. daily maximum	nanograms per liter	once per quarter	Grab	Jan-Dec	
SD 011 BML 004/Basin AD Overflow: AD-02, AD-03: Wastewater Treatment Plant	Perfluorooctanesulfonamide (PFOSA / FOSA)					Monitor only. calendar quarter average	Monitor only. daily maximum	nanograms per liter	once per quarter	Grab	Jan-Dec	
SD 011 BML 004/Basin AD Overflow: AD-02, AD-03: Wastewater Treatment Plant	Perfluorooctanesulfonic acid (PFOS)					Monitor only. calendar quarter average	Monitor only. daily maximum	nanograms per liter	once per quarter	Grab	Jan-Dec	
SD 011 BML 004/Basin AD Overflow: AD-02, AD-03: Wastewater Treatment Plant	Perfluorooctanoic acid (PFOA)					Monitor only. calendar quarter average	Monitor only. daily maximum	nanograms per liter	once per quarter	Grab	Jan-Dec	
SD 011 BML 004/Basin AD	Perfluoropentanesulfonic acid (PFPeS)					Monitor only.	Monitor only. daily	nanograms per liter	once per quarter	Grab	Jan-Dec	

Subject item	Parameter	Discharge limitations						Monitoring requirements				Notes
		Quantity /Loading avg.	Quantity /Loading max.	Quantity /Loading units	Quality /Conc. min.	Quality /Conc. avg.	Quality /Conc. max.	Quality/ Conc. units	Frequency	Sample type	Effective period	
Overflow: AD-02, AD-03: Wastewater Treatment Plant						calendar quarter average	maximum					
SD 011 BML 004/Basin AD Overflow: AD-02, AD-03: Wastewater Treatment Plant	Perfluoropentanoic acid (PFPeA)					Monitor only. calendar quarter average	Monitor only. daily maximum	nanograms per liter	once per quarter	Grab	Jan-Dec	
SD 011 BML 004/Basin AD Overflow: AD-02, AD-03: Wastewater Treatment Plant	Perfluoropropanesulfonic acid (PFPrS)					Monitor only. calendar quarter average	Monitor only. daily maximum	nanograms per liter	once per quarter	Grab	Jan-Dec	
SD 011 BML 004/Basin AD Overflow: AD-02, AD-03: Wastewater Treatment Plant	Perfluoropropanoic acid (PFPA / PFPrA)					Monitor only. calendar quarter average	Monitor only. daily maximum	nanograms per liter	once per quarter	Grab	Jan-Dec	
SD 011 BML 004/Basin AD Overflow: AD-02, AD-03: Wastewater Treatment Plant	Perfluorotetradecanoic acid (PFTeDA / PFTeA / PFTA)					Monitor only. calendar quarter average	Monitor only. daily maximum	nanograms per liter	once per quarter	Grab	Jan-Dec	
SD 011 BML 004/Basin AD Overflow: AD-02, AD-03: Wastewater Treatment Plant	Perfluorotridecanoic acid (PFTrA / PFTrDA)					Monitor only. calendar quarter average	Monitor only. daily maximum	nanograms per liter	once per quarter	Grab	Jan-Dec	
SD 011 BML	Perfluoroundecanoic					Monitor	Monitor	nanograms	once per	Grab	Jan-Dec	

Subject item	Parameter	Discharge limitations						Monitoring requirements				Notes
		Quantity /Loading avg.	Quantity /Loading max.	Quantity /Loading units	Quality /Conc. min.	Quality /Conc. avg.	Quality /Conc. max.	Quality/ Conc. units	Frequency	Sample type	Effective period	
004/Basin AD Overflow: AD-02, AD-03: Wastewater Treatment Plant	acid (PFUnA)					only. calendar quarter average	only. daily maximum	per liter	quarter			
SD 011 BML 004/Basin AD Overflow: AD-02, AD-03: Wastewater Treatment Plant	Potassium 2,2,3,3- tetrafluoropropanoate (2233-TFPA)					Monitor only. calendar quarter average	Monitor only. daily maximum	nanograms per liter	once per quarter	Grab	Jan-Dec	
SD 011 BML 004/Basin AD Overflow: AD-02, AD-03: Wastewater Treatment Plant	Potassium N,N- bis(perfluorobutanesul fonyl)amide (DBI)					Monitor only. calendar quarter average	Monitor only. daily maximum	nanograms per liter	once per quarter	Grab	Jan-Dec	
SD 011 BML 004/Basin AD Overflow: AD-02, AD-03: Wastewater Treatment Plant	Potassium perfluoro-4- ethylcyclohexanesulfo nate (PECHS / PFECHS)					Monitor only. calendar quarter average	Monitor only. daily maximum	nanograms per liter	once per quarter	Grab	Jan-Dec	
SD 011 BML 004/Basin AD Overflow: AD-02, AD-03: Wastewater Treatment Plant	Sodium 1,1,2,2- tetrafluoro-2-(1,2,2,2- tetrafluoroethoxy)etha ne-1-sulfonate (NVHOS)					Monitor only. calendar quarter average	Monitor only. daily maximum	nanograms per liter	once per quarter	Grab	Jan-Dec	
SD 011 BML 004/Basin AD Overflow: AD-02, AD-03: Wastewater Treatment Plant	Solids, Total Suspended (TSS)					Monitor only. calendar year average interven		milligrams per liter	once per quarter	Grab	Jan-Dec	The intervention limit is 100 mg/L. If this limit is exceeded, the Permittee shall refer to the Industrial Stormwater section of this permit.

Subject item	Parameter	Discharge limitations					Monitoring requirements					Notes
		Quantity /Loading avg.	Quantity /Loading max.	Quantity /Loading units	Quality /Conc. min.	Quality /Conc. avg.	Quality /Conc. max.	Quality/ Conc. units	Frequency	Sample type	Effective period	
SD 011 BML 004/Basin AD Overflow: AD-02, AD-03: Wastewater Treatment Plant	Trifluoroacetic acid (TFA)					Monitor only. calendar quarter average	Monitor only. daily maximum	nanograms per liter	once per quarter	Grab	Jan-Dec	
SD 011 BML 004/Basin AD Overflow: AD-02, AD-03: Wastewater Treatment Plant	Trifluoromethanesulfonic acid (TFMS / PFMS)					Monitor only. calendar quarter average	Monitor only. daily maximum	nanograms per liter	once per quarter	Grab	Jan-Dec	
SD 011 BML 004/Basin AD Overflow: AD-02, AD-03: Wastewater Treatment Plant	[3-(Heptadecafluorooctyl sulfonylamino)propyl] dimethylamine N-oxide (AOF)					Monitor only. calendar quarter average	Monitor only. daily maximum	nanograms per liter	once per quarter	Grab	Jan-Dec	
SD 012 Basin 3Z Overflow: 3Z-01, 3Z-02/BML 005: Contractor Village												
SD 012 Basin 3Z Overflow: 3Z-01, 3Z-02/BML 005: Contractor Village	(Perfluorobutyl) sulfonamido acetic acid (FBSAA)					Monitor only. calendar quarter average	Monitor only. daily maximum	nanograms per liter	once per quarter	Grab	Jan-Dec	
SD 012 Basin 3Z Overflow: 3Z-01, 3Z-02/BML 005: Contractor Village	1,1,2,2-Tetrafluoro-2-[[[1,1,1,2,3,3,4,4-octafluorobutan-2-yl)oxy]ethane-1-sulfonic acid (R-PSDCA / Byproduct 6)					Monitor only. calendar quarter average	Monitor only. daily maximum	nanograms per liter	once per quarter	Grab	Jan-Dec	
SD 012 Basin 3Z Overflow: 3Z-01, 3Z-02/BML	10:2 Fluorotelomer sulfonic acid (10:2 FTSA)					Monitor only. calendar	Monitor only. daily maximum	nanograms per liter	once per quarter	Grab	Jan-Dec	

Subject item	Parameter	Discharge limitations					Monitoring requirements					Notes
		Quantity /Loading avg.	Quantity /Loading max.	Quantity /Loading units	Quality /Conc. min.	Quality /Conc. avg.	Quality /Conc. max.	Quality/ Conc. units	Frequency	Sample type	Effective period	
005: Contractor Village						quarter average						
SD 012 Basin 3Z Overflow: 3Z-01, 3Z-02/BML 005: Contractor Village	11-Chloroperfluoro-3-oxaundecanesulfonic acid (11Cl-PF3OUdS / F-53B Minor)					Monitor only. calendar quarter average	Monitor only. daily maximum	nanograms per liter	once per quarter	Grab	Jan-Dec	
SD 012 Basin 3Z Overflow: 3Z-01, 3Z-02/BML 005: Contractor Village	2,2'-(((Nonafluorobutyl)sulfonyl)imino)diacetic acid (FBSEE diacid)					Monitor only. calendar quarter average	Monitor only. daily maximum	nanograms per liter	once per quarter	Grab	Jan-Dec	
SD 012 Basin 3Z Overflow: 3Z-01, 3Z-02/BML 005: Contractor Village	2,2,3,3-Tetrafluoro-3-methoxypropanoic acid (MTP)					Monitor only. calendar quarter average	Monitor only. daily maximum	nanograms per liter	once per quarter	Grab	Jan-Dec	
SD 012 Basin 3Z Overflow: 3Z-01, 3Z-02/BML 005: Contractor Village	2,2,3,3-Tetrafluoro-3-[1,1,1,2,3,3-hexafluoro-3-(1,2,2,2-tetrafluoroethoxy)propan-2-yl]oxypropanoic acid (Hydro-EVE Acid)					Monitor only. calendar quarter average	Monitor only. daily maximum	nanograms per liter	once per quarter	Grab	Jan-Dec	
SD 012 Basin 3Z Overflow: 3Z-01, 3Z-02/BML 005: Contractor Village	2,3,3,3-Tetrafluoro-2-(trifluoromethyl)propanamide (PIBA)					Monitor only. calendar quarter average	Monitor only. daily maximum	nanograms per liter	once per quarter	Grab	Jan-Dec	
SD 012 Basin 3Z Overflow: 3Z-01, 3Z-02/BML 005: Contractor Village	2,3,3,3-Tetrafluoropropanoic acid (2333-TFPA)					Monitor only. calendar quarter average	Monitor only. daily maximum	nanograms per liter	once per quarter	Grab	Jan-Dec	
SD 012 Basin 3Z	2-(N-					Monitor	Monitor	nanograms	once per	Grab	Jan-Dec	

Subject item	Parameter	Discharge limitations						Monitoring requirements				Notes
		Quantity /Loading avg.	Quantity /Loading max.	Quantity /Loading units	Quality /Conc. min.	Quality /Conc. avg.	Quality /Conc. max.	Quality/ Conc. units	Frequency	Sample type	Effective period	
Overflow: 3Z-01, 3Z-02/BML 005: Contractor Village	(Perfluorobutylsulfonyl)-N-methylamino)ethanol (MeFBSE)					only. calendar quarter average	only. daily maximum	per liter	quarter			
SD 012 Basin 3Z Overflow: 3Z-01, 3Z-02/BML 005: Contractor Village	2-(N-Ethylperfluorooctanesulfonamido)acetic acid (N-EtFOSAA / NEtFOSAA / EtFOSAA)					Monitor only. calendar quarter average	Monitor only. daily maximum	nanograms per liter	once per quarter	Grab	Jan-Dec	
SD 012 Basin 3Z Overflow: 3Z-01, 3Z-02/BML 005: Contractor Village	2-(N-methylperfluoro-1-octanesulfonamido)-ethanol (NMeFOSE)					Monitor only. calendar quarter average	Monitor only. daily maximum	nanograms per liter	once per quarter	Grab	Jan-Dec	
SD 012 Basin 3Z Overflow: 3Z-01, 3Z-02/BML 005: Contractor Village	2-(N-Methylperfluorooctanesulfonamido)acetic acid (N-MeFOSAA / NMeFOSAA / MeFOSAA)					Monitor only. calendar quarter average	Monitor only. daily maximum	nanograms per liter	once per quarter	Grab	Jan-Dec	
SD 012 Basin 3Z Overflow: 3Z-01, 3Z-02/BML 005: Contractor Village	2-(Perfluorodecyl)ethanoic acid (10:2 FTCA / FDEA)					Monitor only. calendar quarter average	Monitor only. daily maximum	nanograms per liter	once per quarter	Grab	Jan-Dec	
SD 012 Basin 3Z Overflow: 3Z-01, 3Z-02/BML 005: Contractor Village	2-(Perfluorodecyl)ethanol (10:2 FTOH)					Monitor only. calendar quarter average	Monitor only. daily maximum	nanograms per liter	once per quarter	Grab	Jan-Dec	
SD 012 Basin 3Z Overflow: 3Z-01, 3Z-02/BML 005: Contractor Village	2-(Perfluorohexyl)ethanoic acid (6:2 FTCA / FHEA)					Monitor only. calendar quarter average	Monitor only. daily maximum	nanograms per liter	once per quarter	Grab	Jan-Dec	

Subject item	Parameter	Discharge limitations						Monitoring requirements				Notes
		Quantity /Loading avg.	Quantity /Loading max.	Quantity /Loading units	Quality /Conc. min.	Quality /Conc. avg.	Quality /Conc. max.	Quality/ Conc. units	Frequency	Sample type	Effective period	
SD 012 Basin 3Z Overflow: 3Z-01, 3Z-02/BML 005: Contractor Village	2-(Perfluorohexyl)ethanol (6:2 FTOH)					Monitor only. calendar quarter average	Monitor only. daily maximum	nanograms per liter	once per quarter	Grab	Jan-Dec	
SD 012 Basin 3Z Overflow: 3Z-01, 3Z-02/BML 005: Contractor Village	2-(Perfluorooctyl)ethanoic acid (8:2 FTCA)					Monitor only. calendar quarter average	Monitor only. daily maximum	nanograms per liter	once per quarter	Grab	Jan-Dec	
SD 012 Basin 3Z Overflow: 3Z-01, 3Z-02/BML 005: Contractor Village	2-(Perfluorooctyl)ethanol (8:2 FTOH)					Monitor only. calendar quarter average	Monitor only. daily maximum	nanograms per liter	once per quarter	Grab	Jan-Dec	
SD 012 Basin 3Z Overflow: 3Z-01, 3Z-02/BML 005: Contractor Village	2H,2H,3H,3H-Perfluorooctanoic acid (5:3 FTCA)					Monitor only. calendar quarter average	Monitor only. daily maximum	nanograms per liter	once per quarter	Grab	Jan-Dec	
SD 012 Basin 3Z Overflow: 3Z-01, 3Z-02/BML 005: Contractor Village	2H-Perfluoro-2-decenoic acid (8:2 FTUCA)					Monitor only. calendar quarter average	Monitor only. daily maximum	nanograms per liter	once per quarter	Grab	Jan-Dec	
SD 012 Basin 3Z Overflow: 3Z-01, 3Z-02/BML 005: Contractor Village	2H-Perfluoro-2-dodecenoate (10:2 FTUCA)					Monitor only. calendar quarter average	Monitor only. daily maximum	nanograms per liter	once per quarter	Grab	Jan-Dec	
SD 012 Basin 3Z Overflow: 3Z-01, 3Z-02/BML 005: Contractor Village	2H-Perfluoro-2-octenoic acid (6:2) (6:2 FTUCA)					Monitor only. calendar quarter	Monitor only. daily maximum	nanograms per liter	once per quarter	Grab	Jan-Dec	

Subject item	Parameter	Discharge limitations						Monitoring requirements				Notes
		Quantity /Loading avg.	Quantity /Loading max.	Quantity /Loading units	Quality /Conc. min.	Quality /Conc. avg.	Quality /Conc. max.	Quality/ Conc. units	Frequency	Sample type	Effective period	
Village						average						
SD 012 Basin 3Z Overflow: 3Z-01, 3Z-02/BML 005: Contractor Village	3-((3-((2-Carboxyethyl)((tridecafluoroethyl)sulfonyl)amino)propyl)(dimethyl)azaniumyl)propanoate (PHSA-DC)					Monitor only. calendar quarter average	Monitor only. daily maximum	nanograms per liter	once per quarter	Grab	Jan-Dec	
SD 012 Basin 3Z Overflow: 3Z-01, 3Z-02/BML 005: Contractor Village	3-((3-((2-Hydroxyethyl)(dimethyl)azaniumyl)propyl)((perfluorobutyl)sulfonyl)amino)propane-1-sulfonate (PBSA-S1)					Monitor only. calendar quarter average	Monitor only. daily maximum	nanograms per liter	once per quarter	Grab	Jan-Dec	
SD 012 Basin 3Z Overflow: 3Z-01, 3Z-02/BML 005: Contractor Village	3-((3-((N-(2-Carboxyethyl)-perfluorobutyl)sulfonamido)propyl)-dimethylammonio)propanoate (PBSA-DC)					Monitor only. calendar quarter average	Monitor only. daily maximum	nanograms per liter	once per quarter	Grab	Jan-Dec	
SD 012 Basin 3Z Overflow: 3Z-01, 3Z-02/BML 005: Contractor Village	3-(Dimethyl(3-(((tridecafluoroethyl)sulfonyl)amino)propyl)azaniumyl)-2-hydroxypropane-1-sulfonate (PHSA-OH1)					Monitor only. calendar quarter average	Monitor only. daily maximum	nanograms per liter	once per quarter	Grab	Jan-Dec	
SD 012 Basin 3Z Overflow: 3Z-01, 3Z-02/BML 005: Contractor Village	3-(Dimethyl(3-(((tridecafluoroethyl)sulfonyl)amino)propyl)azaniumyl)propanoate (PHSA-C2)					Monitor only. calendar quarter average	Monitor only. daily maximum	nanograms per liter	once per quarter	Grab	Jan-Dec	
SD 012 Basin 3Z Overflow: 3Z-01, 3Z-02/BML 005: Contractor Village	3-(Perfluoroheptyl)propanoic acid (7:3 FTCA)					Monitor only. calendar quarter average	Monitor only. daily maximum	nanograms per liter	once per quarter	Grab	Jan-Dec	

Subject item	Parameter	Discharge limitations						Monitoring requirements			Notes	
		Quantity /Loading avg.	Quantity /Loading max.	Quantity /Loading units	Quality /Conc. min.	Quality /Conc. avg.	Quality /Conc. max.	Quality/ Conc. units	Frequency	Sample type		Effective period
SD 012 Basin 3Z Overflow: 3Z-01, 3Z-02/BML 005: Contractor Village	3-(3-[(2-Hydroxyethyl)(dimethyl)azaniumyl]propyl[(perfluorohexyl)sulfonyl]amino)-1-propanesulfonate (PHSA-S1)					Monitor only. calendar quarter average	Monitor only. daily maximum	nanograms per liter	once per quarter	Grab	Jan-Dec	
SD 012 Basin 3Z Overflow: 3Z-01, 3Z-02/BML 005: Contractor Village	3-[[3-(Dimethylamino)propyl][(1,1,2,2,3,3,4,4,5,5,6,6,6-tridecafluorohexyl)sulfonyl]amino]-1-propanesulfonic acid (PHSA-S3)					Monitor only. calendar quarter average	Monitor only. daily maximum	nanograms per liter	once per quarter	Grab	Jan-Dec	
SD 012 Basin 3Z Overflow: 3Z-01, 3Z-02/BML 005: Contractor Village	3:3 Fluorotelomer carboxylic acid (3:3 FTCA)					Monitor only. calendar quarter average	Monitor only. daily maximum	nanograms per liter	once per quarter	Grab	Jan-Dec	
SD 012 Basin 3Z Overflow: 3Z-01, 3Z-02/BML 005: Contractor Village	4,8-Dioxa-3H-perfluorononanoic acid (ADONA)					Monitor only. calendar quarter average	Monitor only. daily maximum	nanograms per liter	once per quarter	Grab	Jan-Dec	
SD 012 Basin 3Z Overflow: 3Z-01, 3Z-02/BML 005: Contractor Village	4-(2-Carboxy-1,1,2,2-tetrafluoroethoxy)-perfluoropentanoic acid (R-EVE)					Monitor only. calendar quarter average	Monitor only. daily maximum	nanograms per liter	once per quarter	Grab	Jan-Dec	
SD 012 Basin 3Z Overflow: 3Z-01, 3Z-02/BML 005: Contractor Village	4:2 Fluorotelomer alcohol (4:2 FTOH)					Monitor only. calendar quarter average	Monitor only. daily maximum	nanograms per liter	once per quarter	Grab	Jan-Dec	

Subject item	Parameter	Discharge limitations					Monitoring requirements					Notes
		Quantity /Loading avg.	Quantity /Loading max.	Quantity /Loading units	Quality /Conc. min.	Quality /Conc. avg.	Quality /Conc. max.	Quality/ Conc. units	Frequency	Sample type	Effective period	
SD 012 Basin 3Z Overflow: 3Z-01, 3Z-02/BML 005: Contractor Village	4H-Perfluorobutanoic acid (4H-PFBA)					Monitor only. calendar quarter average	Monitor only. daily maximum	nanograms per liter	once per quarter	Grab	Jan-Dec	
SD 012 Basin 3Z Overflow: 3Z-01, 3Z-02/BML 005: Contractor Village	5-(1,2,2,2-Tetrafluoro)ethoxy-perfluoro-3-oxa-4-methylpentanesulfonic acid (Hydro-PS Acid / PFESA BP 2)					Monitor only. calendar quarter average	Monitor only. daily maximum	nanograms per liter	once per quarter	Grab	Jan-Dec	
SD 012 Basin 3Z Overflow: 3Z-01, 3Z-02/BML 005: Contractor Village	6:2 Fluorotelomer sulfonic acid (6:2 FTS)					Monitor only. calendar quarter average	Monitor only. daily maximum	nanograms per liter	once per quarter	Grab	Jan-Dec	
SD 012 Basin 3Z Overflow: 3Z-01, 3Z-02/BML 005: Contractor Village	7:2 sFluorotelomer alcohol (7:2 FTOH)					Monitor only. calendar quarter average	Monitor only. daily maximum	nanograms per liter	once per quarter	Grab	Jan-Dec	
SD 012 Basin 3Z Overflow: 3Z-01, 3Z-02/BML 005: Contractor Village	Benzyltriphenylphosphonium (TPBP)					Monitor only. calendar quarter average	Monitor only. daily maximum	nanograms per liter	once per quarter	Grab	Jan-Dec	
SD 012 Basin 3Z Overflow: 3Z-01, 3Z-02/BML 005: Contractor Village	Bisphenol AF (BPAF)					Monitor only. calendar quarter average	Monitor only. daily maximum	nanograms per liter	once per quarter	Grab	Jan-Dec	
SD 012 Basin 3Z Overflow: 3Z-01, 3Z-02/BML	Flow		Monitor only. calendar	million gallons		Monitor only. calendar	Monitor only. calendar	million gallons per day	once per day	Estimate	Jan-Dec	

Subject item	Parameter	Discharge limitations						Monitoring requirements				Notes
		Quantity /Loading avg.	Quantity /Loading max.	Quantity /Loading units	Quality /Conc. min.	Quality /Conc. avg.	Quality /Conc. max.	Quality/ Conc. units	Frequency	Sample type	Effective period	
005: Contractor Village			quarter total			quarter average	quarter maximum					
SD 012 Basin 3Z Overflow: 3Z-01, 3Z-02/BML 005: Contractor Village	Fluorine, Total Organic (TOF)					Monitor only. calendar quarter average	Monitor only. daily maximum	nanograms per liter	once per quarter	Grab	Jan-Dec	
SD 012 Basin 3Z Overflow: 3Z-01, 3Z-02/BML 005: Contractor Village	Fluoro[perfluoro-2-(perfluoro-2-sulfoethoxy)propoxy]acetic acid (Hydrolyzed PSDA / 49 Byproduct 5)					Monitor only. calendar quarter average	Monitor only. daily maximum	nanograms per liter	once per quarter	Grab	Jan-Dec	
SD 012 Basin 3Z Overflow: 3Z-01, 3Z-02/BML 005: Contractor Village	Lithium bis[(trifluoromethyl)sulfonyl]azanide (HQ-115 / TFSI-LI)					Monitor only. calendar quarter average	Monitor only. daily maximum	nanograms per liter	once per quarter	Grab	Jan-Dec	
SD 012 Basin 3Z Overflow: 3Z-01, 3Z-02/BML 005: Contractor Village	Methane, bis[(trifluoromethyl)sulfonyl]- (MEDSULF)					Monitor only. calendar quarter average	Monitor only. daily maximum	nanograms per liter	once per quarter	Grab	Jan-Dec	
SD 012 Basin 3Z Overflow: 3Z-01, 3Z-02/BML 005: Contractor Village	N,N-Bis(2-hydroxyethyl)perfluorobutanesulfonamide (FBSEE / FBSEE Diol)					Monitor only. calendar quarter average	Monitor only. daily maximum	nanograms per liter	once per quarter	Grab	Jan-Dec	
SD 012 Basin 3Z Overflow: 3Z-01, 3Z-02/BML 005: Contractor Village	N-(2-Hydroxyethyl)-N,N-dimethyl-3-(((tridecafluorohexyl)sulfonyl)amino)propan-1-aminium (PHSA-E1)					Monitor only. calendar quarter average	Monitor only. daily maximum	nanograms per liter	once per quarter	Grab	Jan-Dec	
SD 012 Basin 3Z	N-(3-					Monitor	Monitor	nanograms	once per	Grab	Jan-Dec	

Subject item	Parameter	Discharge limitations						Monitoring requirements				Notes
		Quantity /Loading avg.	Quantity /Loading max.	Quantity /Loading units	Quality /Conc. min.	Quality /Conc. avg.	Quality /Conc. max.	Quality/ Conc. units	Frequency	Sample type	Effective period	
Overflow: 3Z-01, 3Z-02/BML 005: Contractor Village	(Dimethylamino)propyl) perfluorohexane sulfonamide (PHSA)					only. calendar quarter average	only. daily maximum	per liter	quarter			
SD 012 Basin 3Z Overflow: 3Z-01, 3Z-02/BML 005: Contractor Village	N-(Methyl)nonafluorobutanesulfonamide (MeFBSA)					Monitor only. calendar quarter average	Monitor only. daily maximum	nanograms per liter	once per quarter	Grab	Jan-Dec	
SD 012 Basin 3Z Overflow: 3Z-01, 3Z-02/BML 005: Contractor Village	N-(Perfluorobutanesulfonyl)-N-(3-dimethylaminopropyl)-3-aminopropanoic acid (PBSA-C1)					Monitor only. calendar quarter average	Monitor only. daily maximum	nanograms per liter	once per quarter	Grab	Jan-Dec	
SD 012 Basin 3Z Overflow: 3Z-01, 3Z-02/BML 005: Contractor Village	N-(Perfluorohexanesulfonyl)-N-(3-dimethylaminopropyl)-3-aminopropanoic acid (PHSA-C1)					Monitor only. calendar quarter average	Monitor only. daily maximum	nanograms per liter	once per quarter	Grab	Jan-Dec	
SD 012 Basin 3Z Overflow: 3Z-01, 3Z-02/BML 005: Contractor Village	N-Ethyl-N-(2-hydroxyethyl)perfluorooctane sulfonamide (N-EtFOSE)					Monitor only. calendar quarter average	Monitor only. daily maximum	nanograms per liter	once per quarter	Grab	Jan-Dec	
SD 012 Basin 3Z Overflow: 3Z-01, 3Z-02/BML 005: Contractor Village	N-Ethylperfluorooctanesulfonamide (EtFOSA / N-EtFOSA)					Monitor only. calendar quarter average	Monitor only. daily maximum	nanograms per liter	once per quarter	Grab	Jan-Dec	
SD 012 Basin 3Z Overflow: 3Z-01, 3Z-02/BML 005: Contractor	N-Methyl-N-[(perfluorobutyl)sulfonyl]glycine (MeFBSAA)					Monitor only. calendar quarter	Monitor only. daily maximum	nanograms per liter	once per quarter	Grab	Jan-Dec	

Subject item	Parameter	Discharge limitations						Monitoring requirements				Notes
		Quantity /Loading avg.	Quantity /Loading max.	Quantity /Loading units	Quality /Conc. min.	Quality /Conc. avg.	Quality /Conc. max.	Quality /Conc. units	Frequency	Sample type	Effective period	
Village						average						
SD 012 Basin 3Z Overflow: 3Z-01, 3Z-02/BML 005: Contractor Village	N-methylperfluoro-1-octanesulfonamide (MeFOSA / NMeFOSA)					Monitor only. calendar quarter average	Monitor only. daily maximum	nanograms per liter	once per quarter	Grab	Jan-Dec	
SD 012 Basin 3Z Overflow: 3Z-01, 3Z-02/BML 005: Contractor Village	Perfluoro(2-((6-chlorohexyl)oxy)ethanesulfonic acid) (9Cl-PF3ONS / F53B Major)					Monitor only. calendar quarter average	Monitor only. daily maximum	nanograms per liter	once per quarter	Grab	Jan-Dec	
SD 012 Basin 3Z Overflow: 3Z-01, 3Z-02/BML 005: Contractor Village	Perfluoro(4-methoxybutanoic acid) (PFECA-A / PFMBBA)					Monitor only. calendar quarter average	Monitor only. daily maximum	nanograms per liter	once per quarter	Grab	Jan-Dec	
SD 012 Basin 3Z Overflow: 3Z-01, 3Z-02/BML 005: Contractor Village	Perfluoro-2-(perfluoromethoxy)propanoic acid (PMPA / PFECA F)					Monitor only. calendar quarter average	Monitor only. daily maximum	nanograms per liter	once per quarter	Grab	Jan-Dec	
SD 012 Basin 3Z Overflow: 3Z-01, 3Z-02/BML 005: Contractor Village	Perfluoro-2-ethoxyethanesulfonic acid (PFEESA)					Monitor only. calendar quarter average	Monitor only. daily maximum	nanograms per liter	once per quarter	Grab	Jan-Dec	
SD 012 Basin 3Z Overflow: 3Z-01, 3Z-02/BML 005: Contractor Village	Perfluoro-2-ethoxypropanoic acid (PEPA)					Monitor only. calendar quarter average	Monitor only. daily maximum	nanograms per liter	once per quarter	Grab	Jan-Dec	
SD 012 Basin 3Z Overflow: 3Z-01, 3Z-02/BML 005: Contractor Village	Perfluoro-2-methoxyacetic acid (PFMOAA)					Monitor only. calendar	Monitor only. daily maximum	nanograms per liter	once per quarter	Grab	Jan-Dec	

Subject item	Parameter	Discharge limitations					Monitoring requirements					Notes
		Quantity /Loading avg.	Quantity /Loading max.	Quantity /Loading units	Quality /Conc. min.	Quality /Conc. avg.	Quality /Conc. max.	Quality/ Conc. units	Frequency	Sample type	Effective period	
005: Contractor Village						quarter average						
SD 012 Basin 3Z Overflow: 3Z-01, 3Z-02/BML 005: Contractor Village	Perfluoro-2-methyl-3-oxahexanoic acid (HFPO-DA / GenX)					Monitor only. calendar quarter average	Monitor only. daily maximum	nanograms per liter	once per quarter	Grab	Jan-Dec	
SD 012 Basin 3Z Overflow: 3Z-01, 3Z-02/BML 005: Contractor Village	Perfluoro-3,5,7,9,11-pentaoxadodecanoic acid (PFO5DA)					Monitor only. calendar quarter average	Monitor only. daily maximum	nanograms per liter	once per quarter	Grab	Jan-Dec	
SD 012 Basin 3Z Overflow: 3Z-01, 3Z-02/BML 005: Contractor Village	Perfluoro-3,5,7,9-butaoadecanoic acid (PFO4DA)					Monitor only. calendar quarter average	Monitor only. daily maximum	nanograms per liter	once per quarter	Grab	Jan-Dec	
SD 012 Basin 3Z Overflow: 3Z-01, 3Z-02/BML 005: Contractor Village	Perfluoro-3,5,7-trioxaoctanoic acid (PFO3OA)					Monitor only. calendar quarter average	Monitor only. daily maximum	nanograms per liter	once per quarter	Grab	Jan-Dec	
SD 012 Basin 3Z Overflow: 3Z-01, 3Z-02/BML 005: Contractor Village	Perfluoro-3,5-dioxahexanoic acid (PFO2HxA)					Monitor only. calendar quarter average	Monitor only. daily maximum	nanograms per liter	once per quarter	Grab	Jan-Dec	
SD 012 Basin 3Z Overflow: 3Z-01, 3Z-02/BML 005: Contractor Village	Perfluoro-3,6-dioxa-4-methyl-7-octene-1-sulfonic acid (PS Acid / PFESA BP 1)					Monitor only. calendar quarter average	Monitor only. daily maximum	nanograms per liter	once per quarter	Grab	Jan-Dec	
SD 012 Basin 3Z Overflow: 3Z-	Perfluoro-3,6-dioxaheptanoic acid					Monitor only.	Monitor only. daily	nanograms per liter	once per quarter	Grab	Jan-Dec	

Subject item	Parameter	Discharge limitations					Monitoring requirements					Notes
		Quantity /Loading avg.	Quantity /Loading max.	Quantity /Loading units	Quality /Conc. min.	Quality /Conc. avg.	Quality /Conc. max.	Quality/ Conc. units	Frequency	Sample type	Effective period	
01, 3Z-02/BML 005: Contractor Village	(PFECA-B / NFDHA)					calendar quarter average	maximum					
SD 012 Basin 3Z Overflow: 3Z-01, 3Z-02/BML 005: Contractor Village	Perfluoro-3-methoxypropanoic acid (PFMPA)					Monitor only. calendar quarter average	Monitor only. daily maximum	nanograms per liter	once per quarter	Grab	Jan-Dec	
SD 012 Basin 3Z Overflow: 3Z-01, 3Z-02/BML 005: Contractor Village	Perfluoro-3-[1-(ethenyloxy)propan-2-yl]oxypropanoic acid (EVE Acid)					Monitor only. calendar quarter average	Monitor only. daily maximum	nanograms per liter	once per quarter	Grab	Jan-Dec	
SD 012 Basin 3Z Overflow: 3Z-01, 3Z-02/BML 005: Contractor Village	Perfluoro-4-(2-sulfoethoxy)pentanoic acid (R-PSDA / BPFESA)					Monitor only. calendar quarter average	Monitor only. daily maximum	nanograms per liter	once per quarter	Grab	Jan-Dec	
SD 012 Basin 3Z Overflow: 3Z-01, 3Z-02/BML 005: Contractor Village	Perfluoro-4-isopropoxybutanoic acid (PFECA-G)					Monitor only. calendar quarter average	Monitor only. daily maximum	nanograms per liter	once per quarter	Grab	Jan-Dec	
SD 012 Basin 3Z Overflow: 3Z-01, 3Z-02/BML 005: Contractor Village	Perfluorobutane-1-sulfinic acid (PFBSi)					Monitor only. calendar quarter average	Monitor only. daily maximum	nanograms per liter	once per quarter	Grab	Jan-Dec	
SD 012 Basin 3Z Overflow: 3Z-01, 3Z-02/BML 005: Contractor Village	Perfluorobutane-1-sulfonamidoethanol (FBSE)					Monitor only. calendar quarter average	Monitor only. daily maximum	nanograms per liter	once per quarter	Grab	Jan-Dec	
SD 012 Basin 3Z	Perfluorobutane-N-(3-					Monitor	Monitor	nanograms	once per	Grab	Jan-Dec	

Subject item	Parameter	Discharge limitations					Monitoring requirements					Notes
		Quantity /Loading avg.	Quantity /Loading max.	Quantity /Loading units	Quality /Conc. min.	Quality /Conc. avg.	Quality /Conc. max.	Quality/ Conc. units	Frequency	Sample type	Effective period	
Overflow: 3Z-01, 3Z-02/BML 005: Contractor Village	(dimethylamino)propyl)-1-sulfonamide sulfonamido amine (PBSA)					only. calendar quarter average	only. daily maximum	per liter	quarter			
SD 012 Basin 3Z Overflow: 3Z-01, 3Z-02/BML 005: Contractor Village	Perfluorobutanesulfonamide (FBSA)					Monitor only. calendar quarter average	Monitor only. daily maximum	nanograms per liter	once per quarter	Grab	Jan-Dec	
SD 012 Basin 3Z Overflow: 3Z-01, 3Z-02/BML 005: Contractor Village	Perfluorobutanesulfonic acid (PFBS)					Monitor only. calendar quarter average	Monitor only. daily maximum	nanograms per liter	once per quarter	Grab	Jan-Dec	
SD 012 Basin 3Z Overflow: 3Z-01, 3Z-02/BML 005: Contractor Village	Perfluorobutanoic acid (PFBA)					Monitor only. calendar quarter average	Monitor only. daily maximum	nanograms per liter	once per quarter	Grab	Jan-Dec	
SD 012 Basin 3Z Overflow: 3Z-01, 3Z-02/BML 005: Contractor Village	Perfluorodecanesulfonic acid (PFDS)					Monitor only. calendar quarter average	Monitor only. daily maximum	nanograms per liter	once per quarter	Grab	Jan-Dec	
SD 012 Basin 3Z Overflow: 3Z-01, 3Z-02/BML 005: Contractor Village	Perfluorodecanoic acid (PFDA)					Monitor only. calendar quarter average	Monitor only. daily maximum	nanograms per liter	once per quarter	Grab	Jan-Dec	
SD 012 Basin 3Z Overflow: 3Z-01, 3Z-02/BML 005: Contractor Village	Perfluorododecanesulfonic acid (PFDoS)					Monitor only. calendar quarter average	Monitor only. daily maximum	nanograms per liter	once per quarter	Grab	Jan-Dec	

Subject item	Parameter	Discharge limitations					Monitoring requirements					Notes
		Quantity /Loading avg.	Quantity /Loading max.	Quantity /Loading units	Quality /Conc. min.	Quality /Conc. avg.	Quality /Conc. max.	Quality/ Conc. units	Frequency	Sample type	Effective period	
SD 012 Basin 3Z Overflow: 3Z-01, 3Z-02/BML 005: Contractor Village	Perfluorododecanoic acid (PFDoA)					Monitor only. calendar quarter average	Monitor only. daily maximum	nanograms per liter	once per quarter	Grab	Jan-Dec	
SD 012 Basin 3Z Overflow: 3Z-01, 3Z-02/BML 005: Contractor Village	Perfluoroethanesulfonic acid (PFES / PFETs)					Monitor only. calendar quarter average	Monitor only. daily maximum	nanograms per liter	once per quarter	Grab	Jan-Dec	
SD 012 Basin 3Z Overflow: 3Z-01, 3Z-02/BML 005: Contractor Village	Perfluoroheptanesulfonic acid (PFHpS)					Monitor only. calendar quarter average	Monitor only. daily maximum	nanograms per liter	once per quarter	Grab	Jan-Dec	
SD 012 Basin 3Z Overflow: 3Z-01, 3Z-02/BML 005: Contractor Village	Perfluoroheptanoic acid (PFHpA)					Monitor only. calendar quarter average	Monitor only. daily maximum	nanograms per liter	once per quarter	Grab	Jan-Dec	
SD 012 Basin 3Z Overflow: 3Z-01, 3Z-02/BML 005: Contractor Village	Perfluorohexadecanoic acid (PFHxDA)					Monitor only. calendar quarter average	Monitor only. daily maximum	nanograms per liter	once per quarter	Grab	Jan-Dec	
SD 012 Basin 3Z Overflow: 3Z-01, 3Z-02/BML 005: Contractor Village	Perfluorohexanesulfonamide (PFHxSA)					Monitor only. calendar quarter average	Monitor only. daily maximum	nanograms per liter	once per quarter	Grab	Jan-Dec	
SD 012 Basin 3Z Overflow: 3Z-01, 3Z-02/BML 005: Contractor	Perfluorohexanesulfonic acid (PFH1S / PFHS / PFHxS)					Monitor only. calendar quarter	Monitor only. daily maximum	nanograms per liter	once per quarter	Grab	Jan-Dec	

Subject item	Parameter	Discharge limitations						Monitoring requirements				Notes
		Quantity /Loading avg.	Quantity /Loading max.	Quantity /Loading units	Quality /Conc. min.	Quality /Conc. avg.	Quality /Conc. max.	Quality /Conc. units	Frequency	Sample type	Effective period	
Village						average						
SD 012 Basin 3Z Overflow: 3Z-01, 3Z-02/BML 005: Contractor Village	Perfluorohexanoic acid (PFHxA)					Monitor only. calendar quarter average	Monitor only. daily maximum	nanograms per liter	once per quarter	Grab	Jan-Dec	
SD 012 Basin 3Z Overflow: 3Z-01, 3Z-02/BML 005: Contractor Village	Perfluorononanesulfonic acid (PFNS)					Monitor only. calendar quarter average	Monitor only. daily maximum	nanograms per liter	once per quarter	Grab	Jan-Dec	
SD 012 Basin 3Z Overflow: 3Z-01, 3Z-02/BML 005: Contractor Village	Perfluorononanoic acid (PFNA)					Monitor only. calendar quarter average	Monitor only. daily maximum	nanograms per liter	once per quarter	Grab	Jan-Dec	
SD 012 Basin 3Z Overflow: 3Z-01, 3Z-02/BML 005: Contractor Village	Perfluorooctadecanoic acid (PFODA)					Monitor only. calendar quarter average	Monitor only. daily maximum	nanograms per liter	once per quarter	Grab	Jan-Dec	
SD 012 Basin 3Z Overflow: 3Z-01, 3Z-02/BML 005: Contractor Village	Perfluorooctanesulfonamide (PFOSA / FOSA)					Monitor only. calendar quarter average	Monitor only. daily maximum	nanograms per liter	once per quarter	Grab	Jan-Dec	
SD 012 Basin 3Z Overflow: 3Z-01, 3Z-02/BML 005: Contractor Village	Perfluorooctanesulfonic acid (PFOS)					Monitor only. calendar quarter average	Monitor only. daily maximum	nanograms per liter	once per quarter	Grab	Jan-Dec	
SD 012 Basin 3Z Overflow: 3Z-01, 3Z-02/BML	Perfluorooctanoic acid (PFOA)					Monitor only. calendar	Monitor only. daily maximum	nanograms per liter	once per quarter	Grab	Jan-Dec	

Subject item	Parameter	Discharge limitations					Monitoring requirements					Notes
		Quantity /Loading avg.	Quantity /Loading max.	Quantity /Loading units	Quality /Conc. min.	Quality /Conc. avg.	Quality /Conc. max.	Quality/ Conc. units	Frequency	Sample type	Effective period	
005: Contractor Village						quarter average						
SD 012 Basin 3Z Overflow: 3Z-01, 3Z-02/BML 005: Contractor Village	Perfluoropentanesulfonic acid (PFPeS)					Monitor only. calendar quarter average	Monitor only. daily maximum	nanograms per liter	once per quarter	Grab	Jan-Dec	
SD 012 Basin 3Z Overflow: 3Z-01, 3Z-02/BML 005: Contractor Village	Perfluoropentanoic acid (PFPeA)					Monitor only. calendar quarter average	Monitor only. daily maximum	nanograms per liter	once per quarter	Grab	Jan-Dec	
SD 012 Basin 3Z Overflow: 3Z-01, 3Z-02/BML 005: Contractor Village	Perfluoropropanesulfonic acid (PFPrS)					Monitor only. calendar quarter average	Monitor only. daily maximum	nanograms per liter	once per quarter	Grab	Jan-Dec	
SD 012 Basin 3Z Overflow: 3Z-01, 3Z-02/BML 005: Contractor Village	Perfluoropropanoic acid (PFPA / PFPrA)					Monitor only. calendar quarter average	Monitor only. daily maximum	nanograms per liter	once per quarter	Grab	Jan-Dec	
SD 012 Basin 3Z Overflow: 3Z-01, 3Z-02/BML 005: Contractor Village	Perfluorotetradecanoic acid (PFTeDA / PFTeA / PFTA)					Monitor only. calendar quarter average	Monitor only. daily maximum	nanograms per liter	once per quarter	Grab	Jan-Dec	
SD 012 Basin 3Z Overflow: 3Z-01, 3Z-02/BML 005: Contractor Village	Perfluorotridecanoic acid (PFTrA / PFTrDA)					Monitor only. calendar quarter average	Monitor only. daily maximum	nanograms per liter	once per quarter	Grab	Jan-Dec	
SD 012 Basin 3Z Overflow: 3Z-01, 3Z-02/BML 005: Contractor Village	Perfluoroundecanoic acid (PFUnA)					Monitor only.	Monitor only. daily	nanograms per liter	once per quarter	Grab	Jan-Dec	

Subject item	Parameter	Discharge limitations					Monitoring requirements					Notes
		Quantity /Loading avg.	Quantity /Loading max.	Quantity /Loading units	Quality /Conc. min.	Quality /Conc. avg.	Quality /Conc. max.	Quality/ Conc. units	Frequency	Sample type	Effective period	
01, 3Z-02/BML 005: Contractor Village						calendar quarter average	maximum					
SD 012 Basin 3Z Overflow: 3Z-01, 3Z-02/BML 005: Contractor Village	Potassium 2,2,3,3-tetrafluoropropanoate (2233-TFPA)					Monitor only. calendar quarter average	Monitor only. daily maximum	nanograms per liter	once per quarter	Grab	Jan-Dec	
SD 012 Basin 3Z Overflow: 3Z-01, 3Z-02/BML 005: Contractor Village	Potassium N,N-bis(perfluorobutanesulfonyl)amide (DBI)					Monitor only. calendar quarter average	Monitor only. daily maximum	nanograms per liter	once per quarter	Grab	Jan-Dec	
SD 012 Basin 3Z Overflow: 3Z-01, 3Z-02/BML 005: Contractor Village	Potassium perfluoro-4-ethylcyclohexanesulfonate (PECHS / PFECHS)					Monitor only. calendar quarter average	Monitor only. daily maximum	nanograms per liter	once per quarter	Grab	Jan-Dec	
SD 012 Basin 3Z Overflow: 3Z-01, 3Z-02/BML 005: Contractor Village	Sodium 1,1,2,2-tetrafluoro-2-(1,2,2,2-tetrafluoroethoxy)ethane-1-sulfonate (NVHOS)					Monitor only. calendar quarter average	Monitor only. daily maximum	nanograms per liter	once per quarter	Grab	Jan-Dec	
SD 012 Basin 3Z Overflow: 3Z-01, 3Z-02/BML 005: Contractor Village	Solids, Total Suspended (TSS)					Monitor only. calendar year average intervention-qtr		milligrams per liter	once per quarter	Grab	Jan-Dec	The intervention limit is 100 mg/L. If this limit is exceeded, the Permittee shall refer to the Industrial Stormwater section of this permit.
SD 012 Basin 3Z Overflow: 3Z-01, 3Z-02/BML 005: Contractor Village	Trifluoroacetic acid (TFA)					Monitor only. calendar quarter average	Monitor only. daily maximum	nanograms per liter	once per quarter	Grab	Jan-Dec	

Subject item	Parameter	Discharge limitations						Monitoring requirements			Notes	
		Quantity /Loading avg.	Quantity /Loading max.	Quantity /Loading units	Quality /Conc. min.	Quality /Conc. avg.	Quality /Conc. max.	Quality/ Conc. units	Frequency	Sample type		Effective period
SD 012 Basin 3Z Overflow: 3Z-01, 3Z-02/BML 005: Contractor Village	Trifluoromethanesulfonic acid (TFMS / PFMeS)					Monitor only. calendar quarter average	Monitor only. daily maximum	nanograms per liter	once per quarter	Grab	Jan-Dec	
SD 012 Basin 3Z Overflow: 3Z-01, 3Z-02/BML 005: Contractor Village	[3-(Heptadecafluorooctyl sulfonylamino)propyl] dimethylamine N-oxide (AOF)					Monitor only. calendar quarter average	Monitor only. daily maximum	nanograms per liter	once per quarter	Grab	Jan-Dec	
SD 013 Basin 3W/3X Overflow: 3W-01, 3X-01, 3X-02: Fire Training Area, SD 014 Basin 3V Overflow: 3V-01: Former Incinerator Area; SD 015 Basin 3AL Overflow: 3AL-01, 3AL-03, 3AL-04: Contractor Village, SD 016 Basin AB-01 Overflow: Former D8 Disposal Area, SD 017 AB-02: Former D8 Disposal Area, SD 018 Basin AB-03 Overflow: Former D8 Disposal Area, SD 019 Basin AB-04 Overflow: Former D8 Disposal Area, SD 020 Basin 3J/3T Overflow: 3J-01, 3R-01, 3R-02, 3R-03, 3T-01: Former Incinerator Area, SD 021 Basin 2L-01 Overflow: East Cove/Railroad, SD 022 O-01: East Cove/Railroad, SD 023 2N-01: 1/4 Mile West of the East Cove Along Railroad Tracks, SD 024 2H-01, SD 026 Basin 1AI-01 Overflow: Building 57/North Access Road, SD 027 Basin AG Overflow: AG-01, AG-02, AG-03: Building 57/North Access Road, SD 028 Manhole 3Y Basin Overflow: 3Y-01: Contractor Village, SD 029 1B-01: Building 57/North Access Road												
SD 013, SD 014, SD 015, SD 016, SD 017, SD 018, SD 019, SD 020, SD 021, SD 022, SD 023, SD 024, SD 026, SD 027, SD 028, SD 029	(Perfluorobutyl) sulfonamido acetic acid (FBSAA)					Monitor only. calendar quarter average	Monitor only. daily maximum	nanograms per liter	once per quarter	Grab	Jan-Dec	
SD 013, SD 014, SD 015, SD 016, SD 017, SD 018, SD 019, SD 020, SD 021, SD 022, SD 023, SD 024, SD 026, SD 027, SD 028, SD 029	1,1,2,2-Tetrafluoro-2-[[1,1,1,2,3,3,4,4-octafluorobutan-2-yl)oxy]ethane-1-sulfonic acid (R-PSDCA / Byproduct 6)					Monitor only. calendar quarter average	Monitor only. daily maximum	nanograms per liter	once per quarter	Grab	Jan-Dec	
SD 013, SD 014, SD 015, SD 016, SD 017, SD 018, SD 019, SD 020,	10:2 Fluorotelomer sulfonic acid (10:2 FTSA)					Monitor only. calendar quarter	Monitor only. daily maximum	nanograms per liter	once per quarter	Grab	Jan-Dec	

Subject item	Parameter	Discharge limitations						Monitoring requirements				Notes
		Quantity /Loading avg.	Quantity /Loading max.	Quantity /Loading units	Quality /Conc. min.	Quality /Conc. avg.	Quality /Conc. max.	Quality/ Conc. units	Frequency	Sample type	Effective period	
SD 021, SD 022, SD 023, SD 024, SD 026, SD 027, SD 028, SD 029						average						
SD 013, SD 014, SD 015, SD 016, SD 017, SD 018, SD 019, SD 020, SD 021, SD 022, SD 023, SD 024, SD 026, SD 027, SD 028, SD 029	11-Chloroperfluoro-3-oxaundecanesulfonic acid (11Cl-PF3OUdS / F-53B Minor)					Monitor only. calendar quarter average	Monitor only. daily maximum	nanograms per liter	once per quarter	Grab	Jan-Dec	
SD 013, SD 014, SD 015, SD 016, SD 017, SD 018, SD 019, SD 020, SD 021, SD 022, SD 023, SD 024, SD 026, SD 027, SD 028, SD 029	2,2'-(((Nonafluorobutyl)sulfonyl)imino)diacetic acid (FBSEE diacid)					Monitor only. calendar quarter average	Monitor only. daily maximum	nanograms per liter	once per quarter	Grab	Jan-Dec	
SD 013, SD 014, SD 015, SD 016, SD 017, SD 018, SD 019, SD 020, SD 021, SD 022, SD 023, SD 024, SD 026, SD 027, SD 028, SD 029	2,2,3,3-Tetrafluoro-3-methoxypropanoic acid (MTP)					Monitor only. calendar quarter average	Monitor only. daily maximum	nanograms per liter	once per quarter	Grab	Jan-Dec	
SD 013, SD 014, SD 015, SD 016, SD 017, SD 018, SD 019, SD 020, SD 021, SD 022, SD 023, SD 024, SD 026, SD 027, SD 028, SD 029	2,2,3,3-Tetrafluoro-3-[1,1,1,2,3,3-hexafluoro-3-(1,2,2,2-tetrafluoroethoxy)propan-2-yl]oxypropanoic acid (Hydro-EVE Acid)					Monitor only. calendar quarter average	Monitor only. daily maximum	nanograms per liter	once per quarter	Grab	Jan-Dec	

Subject item	Parameter	Discharge limitations						Monitoring requirements			Notes	
		Quantity /Loading avg.	Quantity /Loading max.	Quantity /Loading units	Quality /Conc. min.	Quality /Conc. avg.	Quality /Conc. max.	Quality/ Conc. units	Frequency	Sample type		Effective period
SD 023, SD 024, SD 026, SD 027, SD 028, SD 029												
SD 013, SD 014, SD 015, SD 016, SD 017, SD 018, SD 019, SD 020, SD 021, SD 022, SD 023, SD 024, SD 026, SD 027, SD 028, SD 029	2,3,3,3-Tetrafluoro-2-(trifluoromethyl)propamide (PIBA)					Monitor only. calendar quarter average	Monitor only. daily maximum	nanograms per liter	once per quarter	Grab	Jan-Dec	
SD 013, SD 014, SD 015, SD 016, SD 017, SD 018, SD 019, SD 020, SD 021, SD 022, SD 023, SD 024, SD 026, SD 027, SD 028, SD 029	2,3,3,3-Tetrafluoropropanoic acid (2333-TFPA)					Monitor only. calendar quarter average	Monitor only. daily maximum	nanograms per liter	once per quarter	Grab	Jan-Dec	
SD 013, SD 014, SD 015, SD 016, SD 017, SD 018, SD 019, SD 020, SD 021, SD 022, SD 023, SD 024, SD 026, SD 027, SD 028, SD 029	2-(N-(Perfluorobutylsulfonyl)-N-methylamino)ethanol (MeFBSE)					Monitor only. calendar quarter average	Monitor only. daily maximum	nanograms per liter	once per quarter	Grab	Jan-Dec	
SD 013, SD 014, SD 015, SD 016, SD 017, SD 018,	2-(N-Ethylperfluorooctanesulfonamido)acetic acid (N-EtFOSAA /					Monitor only. calendar quarter	Monitor only. daily maximum	nanograms per liter	once per quarter	Grab	Jan-Dec	

Subject item	Parameter	Discharge limitations						Monitoring requirements				Notes
		Quantity /Loading avg.	Quantity /Loading max.	Quantity /Loading units	Quality /Conc. min.	Quality /Conc. avg.	Quality /Conc. max.	Quality/ Conc. units	Frequency	Sample type	Effective period	
SD 019, SD 020, SD 021, SD 022, SD 023, SD 024, SD 026, SD 027, SD 028, SD 029	NEtFOSAA / EtFOSAA)					average						
SD 013, SD 014, SD 015, SD 016, SD 017, SD 018, SD 019, SD 020, SD 021, SD 022, SD 023, SD 024, SD 026, SD 027, SD 028, SD 029	2-(N-methylperfluoro-1-octanesulfonamido)-ethanol (NMeFOSE)					Monitor only. calendar quarter average	Monitor only. daily maximum	nanograms per liter	once per quarter	Grab	Jan-Dec	
SD 013, SD 014, SD 015, SD 016, SD 017, SD 018, SD 019, SD 020, SD 021, SD 022, SD 023, SD 024, SD 026, SD 027, SD 028, SD 029	2-(N-Methylperfluorooctanesulfonamido)acetic acid (N-MeFOSAA / NMeFOSAA / MeFOSAA)					Monitor only. calendar quarter average	Monitor only. daily maximum	nanograms per liter	once per quarter	Grab	Jan-Dec	
SD 013, SD 014, SD 015, SD 016, SD 017, SD 018, SD 019, SD 020, SD 021, SD 022, SD 023, SD 024, SD 026, SD 027, SD 028, SD 029	2-(Perfluorodecyl)ethanoic acid (10:2 FTCA / FDEA)					Monitor only. calendar quarter average	Monitor only. daily maximum	nanograms per liter	once per quarter	Grab	Jan-Dec	
SD 013, SD 014,	2-					Monitor	Monitor	nanograms	once per	Grab	Jan-Dec	

Subject item	Parameter	Discharge limitations						Monitoring requirements			Notes	
		Quantity /Loading avg.	Quantity /Loading max.	Quantity /Loading units	Quality /Conc. min.	Quality /Conc. avg.	Quality /Conc. max.	Quality/ Conc. units	Frequency	Sample type		Effective period
SD 015, SD 016, SD 017, SD 018, SD 019, SD 020, SD 021, SD 022, SD 023, SD 024, SD 026, SD 027, SD 028, SD 029	(Perfluorodecyl)ethanol (10:2 FTOH)					only. calendar quarter average	only. daily maximum	per liter	quarter			
SD 013, SD 014, SD 015, SD 016, SD 017, SD 018, SD 019, SD 020, SD 021, SD 022, SD 023, SD 024, SD 026, SD 027, SD 028, SD 029	2-(Perfluorohexyl)ethanoic acid (6:2 FTCA / FHEA)					Monitor only. calendar quarter average	Monitor only. daily maximum	nanograms per liter	once per quarter	Grab	Jan-Dec	
SD 013, SD 014, SD 015, SD 016, SD 017, SD 018, SD 019, SD 020, SD 021, SD 022, SD 023, SD 024, SD 026, SD 027, SD 028, SD 029	2-(Perfluorohexyl)ethanol (6:2 FTOH)					Monitor only. calendar quarter average	Monitor only. daily maximum	nanograms per liter	once per quarter	Grab	Jan-Dec	
SD 013, SD 014, SD 015, SD 016, SD 017, SD 018, SD 019, SD 020, SD 021, SD 022, SD 023, SD 024, SD 026, SD 027,	2-(Perfluorooctyl)ethanoic acid (8:2 FTCA)					Monitor only. calendar quarter average	Monitor only. daily maximum	nanograms per liter	once per quarter	Grab	Jan-Dec	

Subject item	Parameter	Discharge limitations					Monitoring requirements					Notes
		Quantity /Loading avg.	Quantity /Loading max.	Quantity /Loading units	Quality /Conc. min.	Quality /Conc. avg.	Quality /Conc. max.	Quality/ Conc. units	Frequency	Sample type	Effective period	
SD 028, SD 029												
SD 013, SD 014, SD 015, SD 016, SD 017, SD 018, SD 019, SD 020, SD 021, SD 022, SD 023, SD 024, SD 026, SD 027, SD 028, SD 029	2-(Perfluorooctyl)ethanol (8:2 FTOH)					Monitor only. calendar quarter average	Monitor only. daily maximum	nanograms per liter	once per quarter	Grab	Jan-Dec	
SD 013, SD 014, SD 015, SD 016, SD 017, SD 018, SD 019, SD 020, SD 021, SD 022, SD 023, SD 024, SD 026, SD 027, SD 028, SD 029	2H,2H,3H,3H-Perfluorooctanoic acid (5:3 FTCA)					Monitor only. calendar quarter average	Monitor only. daily maximum	nanograms per liter	once per quarter	Grab	Jan-Dec	
SD 013, SD 014, SD 015, SD 016, SD 017, SD 018, SD 019, SD 020, SD 021, SD 022, SD 023, SD 024, SD 026, SD 027, SD 028, SD 029	2H-Perfluoro-2-decenoic acid (8:2 FTUCA)					Monitor only. calendar quarter average	Monitor only. daily maximum	nanograms per liter	once per quarter	Grab	Jan-Dec	
SD 013, SD 014, SD 015, SD 016, SD 017, SD 018, SD 019, SD 020, SD 021, SD 022,	2H-Perfluoro-2-dodecenoate (10:2 FTUCA)					Monitor only. calendar quarter average	Monitor only. daily maximum	nanograms per liter	once per quarter	Grab	Jan-Dec	

Subject item	Parameter	Discharge limitations						Monitoring requirements			Notes	
		Quantity /Loading avg.	Quantity /Loading max.	Quantity /Loading units	Quality /Conc. min.	Quality /Conc. avg.	Quality /Conc. max.	Quality/ Conc. units	Frequency	Sample type		Effective period
SD 023, SD 024, SD 026, SD 027, SD 028, SD 029												
SD 013, SD 014, SD 015, SD 016, SD 017, SD 018, SD 019, SD 020, SD 021, SD 022, SD 023, SD 024, SD 026, SD 027, SD 028, SD 029	2H-Perfluoro-2-octenoic acid (6:2) (6:2 FTUCA)					Monitor only. calendar quarter average	Monitor only. daily maximum	nanograms per liter	once per quarter	Grab	Jan-Dec	
SD 013, SD 014, SD 015, SD 016, SD 017, SD 018, SD 019, SD 020, SD 021, SD 022, SD 023, SD 024, SD 026, SD 027, SD 028, SD 029	3-((3-((2-Carboxyethyl)((tridecafluorohexyl)sulfonyl)amino)propyl)(dimethyl)azaniumyl)propanoate (PHSA-DC)					Monitor only. calendar quarter average	Monitor only. daily maximum	nanograms per liter	once per quarter	Grab	Jan-Dec	
SD 013, SD 014, SD 015, SD 016, SD 017, SD 018, SD 019, SD 020, SD 021, SD 022, SD 023, SD 024, SD 026, SD 027, SD 028, SD 029	3-((3-((2-Hydroxyethyl)(dimethyl)azaniumyl)propyl)((perfluorobutyl)sulfonyl)amino)propane-1-sulfonate (PBSA-S1)					Monitor only. calendar quarter average	Monitor only. daily maximum	nanograms per liter	once per quarter	Grab	Jan-Dec	
SD 013, SD 014, SD 015, SD 016, SD 017, SD 018,	3-((3-((N-(2-Carboxyethyl)-perfluorobutyl)sulfonamido)propyl)-					Monitor only. calendar quarter	Monitor only. daily maximum	nanograms per liter	once per quarter	Grab	Jan-Dec	

Subject item	Parameter	Discharge limitations						Monitoring requirements			Notes	
		Quantity /Loading avg.	Quantity /Loading max.	Quantity /Loading units	Quality /Conc. min.	Quality /Conc. avg.	Quality /Conc. max.	Quality/ Conc. units	Frequency	Sample type		Effective period
SD 019, SD 020, SD 021, SD 022, SD 023, SD 024, SD 026, SD 027, SD 028, SD 029	dimethylammonio)propanoate (PBSA-DC)					average						
SD 013, SD 014, SD 015, SD 016, SD 017, SD 018, SD 019, SD 020, SD 021, SD 022, SD 023, SD 024, SD 026, SD 027, SD 028, SD 029	3-(Dimethyl(3-(((tridecafluorohexyl)sulfonyl)amino)propyl)azaniumyl)-2-hydroxypropane-1-sulfonate (PHSA-OH1)					Monitor only. calendar quarter average	Monitor only. daily maximum	nanograms per liter	once per quarter	Grab	Jan-Dec	
SD 013, SD 014, SD 015, SD 016, SD 017, SD 018, SD 019, SD 020, SD 021, SD 022, SD 023, SD 024, SD 026, SD 027, SD 028, SD 029	3-(Dimethyl(3-(((tridecafluorohexyl)sulfonyl)amino)propyl)azaniumyl)propanoate (PHSA-C2)					Monitor only. calendar quarter average	Monitor only. daily maximum	nanograms per liter	once per quarter	Grab	Jan-Dec	
SD 013, SD 014, SD 015, SD 016, SD 017, SD 018, SD 019, SD 020, SD 021, SD 022, SD 023, SD 024, SD 026, SD 027, SD 028, SD 029	3-(Perfluoroheptyl)propanoic acid (7:3 FTCA)					Monitor only. calendar quarter average	Monitor only. daily maximum	nanograms per liter	once per quarter	Grab	Jan-Dec	
SD 013, SD 014,	3-{3-[(2-					Monitor	Monitor	nanograms	once per	Grab	Jan-Dec	

Subject item	Parameter	Discharge limitations						Monitoring requirements			Notes	
		Quantity /Loading avg.	Quantity /Loading max.	Quantity /Loading units	Quality /Conc. min.	Quality /Conc. avg.	Quality /Conc. max.	Quality/ Conc. units	Frequency	Sample type		Effective period
SD 015, SD 016, SD 017, SD 018, SD 019, SD 020, SD 021, SD 022, SD 023, SD 024, SD 026, SD 027, SD 028, SD 029	Hydroxyethyl(dimethyl)azaniumyl]propyl[(perfluorohexyl)sulfonyl]amino]-1-propanesulfonate (PHSA-S1)					only. calendar quarter average	only. daily maximum	per liter	quarter			
SD 013, SD 014, SD 015, SD 016, SD 017, SD 018, SD 019, SD 020, SD 021, SD 022, SD 023, SD 024, SD 026, SD 027, SD 028, SD 029	3-[[3-(Dimethylamino)propyl][(1,1,2,2,3,3,4,4,5,5,6,6,6-tridecafluorohexyl)sulfonyl]amino]-1-propanesulfonic acid (PHSA-S3)					Monitor only. calendar quarter average	Monitor only. daily maximum	nanograms per liter	once per quarter	Grab	Jan-Dec	
SD 013, SD 014, SD 015, SD 016, SD 017, SD 018, SD 019, SD 020, SD 021, SD 022, SD 023, SD 024, SD 026, SD 027, SD 028, SD 029	3:3 Fluorotelomer carboxylic acid (3:3 FTCA)					Monitor only. calendar quarter average	Monitor only. daily maximum	nanograms per liter	once per quarter	Grab	Jan-Dec	
SD 013, SD 014, SD 015, SD 016, SD 017, SD 018, SD 019, SD 020, SD 021, SD 022, SD 023, SD 024, SD 026, SD 027,	4,8-Dioxa-3H-perfluorononanoic acid (ADONA)					Monitor only. calendar quarter average	Monitor only. daily maximum	nanograms per liter	once per quarter	Grab	Jan-Dec	

Subject item	Parameter	Discharge limitations					Monitoring requirements					Notes
		Quantity /Loading avg.	Quantity /Loading max.	Quantity /Loading units	Quality /Conc. min.	Quality /Conc. avg.	Quality /Conc. max.	Quality/ Conc. units	Frequency	Sample type	Effective period	
SD 028, SD 029												
SD 013, SD 014, SD 015, SD 016, SD 017, SD 018, SD 019, SD 020, SD 021, SD 022, SD 023, SD 024, SD 026, SD 027, SD 028, SD 029	4-(2-Carboxy-1,1,2,2-tetrafluoroethoxy)-perfluoropentanoic acid (R-EVE)					Monitor only. calendar quarter average	Monitor only. daily maximum	nanograms per liter	once per quarter	Grab	Jan-Dec	
SD 013, SD 014, SD 015, SD 016, SD 017, SD 018, SD 019, SD 020, SD 021, SD 022, SD 023, SD 024, SD 026, SD 027, SD 028, SD 029	4:2 Fluorotelomer alcohol (4:2 FTOH)					Monitor only. calendar quarter average	Monitor only. daily maximum	nanograms per liter	once per quarter	Grab	Jan-Dec	
SD 013, SD 014, SD 015, SD 016, SD 017, SD 018, SD 019, SD 020, SD 021, SD 022, SD 023, SD 024, SD 026, SD 027, SD 028, SD 029	4H-Perfluorobutanoic acid (4H-PFBA)					Monitor only. calendar quarter average	Monitor only. daily maximum	nanograms per liter	once per quarter	Grab	Jan-Dec	
SD 013, SD 014, SD 015, SD 016, SD 017, SD 018, SD 019, SD 020, SD 021, SD 022,	5-(1,2,2,2-Tetrafluoro)ethoxy-perfluoro-3-oxa-4-methylpentanesulfonic acid (Hydro-PS Acid / PFESA BP 2)					Monitor only. calendar quarter average	Monitor only. daily maximum	nanograms per liter	once per quarter	Grab	Jan-Dec	

Subject item	Parameter	Discharge limitations					Monitoring requirements					Notes
		Quantity /Loading avg.	Quantity /Loading max.	Quantity /Loading units	Quality /Conc. min.	Quality /Conc. avg.	Quality /Conc. max.	Quality/ Conc. units	Frequency	Sample type	Effective period	
SD 023, SD 024, SD 026, SD 027, SD 028, SD 029												
SD 013, SD 014, SD 015, SD 016, SD 017, SD 018, SD 019, SD 020, SD 021, SD 022, SD 023, SD 024, SD 026, SD 027, SD 028, SD 029	6:2 Fluorotelomer sulfonic acid (6:2 FTS)					Monitor only. calendar quarter average	Monitor only. daily maximum	nanograms per liter	once per quarter	Grab	Jan-Dec	
SD 013, SD 014, SD 015, SD 016, SD 017, SD 018, SD 019, SD 020, SD 021, SD 022, SD 023, SD 024, SD 026, SD 027, SD 028, SD 029	7:2 sFluorotelomer alcohol (7:2 FTOH)					Monitor only. calendar quarter average	Monitor only. daily maximum	nanograms per liter	once per quarter	Grab	Jan-Dec	
SD 013, SD 014, SD 015, SD 016, SD 017, SD 018, SD 019, SD 020, SD 021, SD 022, SD 023, SD 024, SD 026, SD 027, SD 028, SD 029	Benzyltriphenylphosphonium (TPBP)					Monitor only. calendar quarter average	Monitor only. daily maximum	nanograms per liter	once per quarter	Grab	Jan-Dec	
SD 013, SD 014, SD 015, SD 016, SD 017, SD 018,	Bisphenol AF (BPAF)					Monitor only. calendar quarter	Monitor only. daily maximum	nanograms per liter	once per quarter	Grab	Jan-Dec	

Subject item	Parameter	Discharge limitations						Monitoring requirements			Notes	
		Quantity /Loading avg.	Quantity /Loading max.	Quantity /Loading units	Quality /Conc. min.	Quality /Conc. avg.	Quality /Conc. max.	Quality/ Conc. units	Frequency	Sample type		Effective period
SD 019, SD 020, SD 021, SD 022, SD 023, SD 024, SD 026, SD 027, SD 028, SD 029						average						
SD 013, SD 014, SD 015, SD 016, SD 017, SD 018, SD 019, SD 020, SD 021, SD 022, SD 023, SD 024, SD 026, SD 027, SD 028, SD 029	Flow		Monitor only. calendar quarter total	million gallons		Monitor only. calendar quarter average	Monitor only. calendar quarter maximum	million gallons per day	once per day	Estimate	Jan-Dec	
SD 013, SD 014, SD 015, SD 016, SD 017, SD 018, SD 019, SD 020, SD 021, SD 022, SD 023, SD 024, SD 026, SD 027, SD 028, SD 029	Fluorine, Total Organic (TOF)					Monitor only. calendar quarter average	Monitor only. daily maximum	nanograms per liter	once per quarter	Grab	Jan-Dec	
SD 013, SD 014, SD 015, SD 016, SD 017, SD 018, SD 019, SD 020, SD 021, SD 022, SD 023, SD 024, SD 026, SD 027, SD 028, SD 029	Fluoro[perfluoro-2-(perfluoro-2-sulfoethoxy)propoxy]acetic acid (Hydrolyzed PSDA / 49 Byproduct 5)					Monitor only. calendar quarter average	Monitor only. daily maximum	nanograms per liter	once per quarter	Grab	Jan-Dec	
SD 013, SD 014,	Lithium					Monitor	Monitor	nanograms	once per	Grab	Jan-Dec	

Subject item	Parameter	Discharge limitations						Monitoring requirements			Notes	
		Quantity /Loading avg.	Quantity /Loading max.	Quantity /Loading units	Quality /Conc. min.	Quality /Conc. avg.	Quality /Conc. max.	Quality/ Conc. units	Frequency	Sample type		Effective period
SD 015, SD 016, SD 017, SD 018, SD 019, SD 020, SD 021, SD 022, SD 023, SD 024, SD 026, SD 027, SD 028, SD 029	bis[(trifluoromethyl)sulfonyl]azanide (HQ-115 / TFSI-LI)					only. calendar quarter average	only. daily maximum	per liter	quarter			
SD 013, SD 014, SD 015, SD 016, SD 017, SD 018, SD 019, SD 020, SD 021, SD 022, SD 023, SD 024, SD 026, SD 027, SD 028, SD 029	Methane, bis[(trifluoromethyl)sulfonyl]- (MEDSULF)					Monitor only. calendar quarter average	Monitor only. daily maximum	nanograms per liter	once per quarter	Grab	Jan-Dec	
SD 013, SD 014, SD 015, SD 016, SD 017, SD 018, SD 019, SD 020, SD 021, SD 022, SD 023, SD 024, SD 026, SD 027, SD 028, SD 029	N,N-Bis(2-hydroxyethyl)perfluorobutanesulfonamide (FBSEE / FBSEE Diol)					Monitor only. calendar quarter average	Monitor only. daily maximum	nanograms per liter	once per quarter	Grab	Jan-Dec	
SD 013, SD 014, SD 015, SD 016, SD 017, SD 018, SD 019, SD 020, SD 021, SD 022, SD 023, SD 024, SD 026, SD 027,	N-(2-Hydroxyethyl)-N,N-dimethyl-3-(((tridecafluorohexyl)sulfonyl)amino)propan-1-aminium (PHSA-E1)					Monitor only. calendar quarter average	Monitor only. daily maximum	nanograms per liter	once per quarter	Grab	Jan-Dec	

Subject item	Parameter	Discharge limitations					Monitoring requirements					Notes
		Quantity /Loading avg.	Quantity /Loading max.	Quantity /Loading units	Quality /Conc. min.	Quality /Conc. avg.	Quality /Conc. max.	Quality/ Conc. units	Frequency	Sample type	Effective period	
SD 028, SD 029												
SD 013, SD 014, SD 015, SD 016, SD 017, SD 018, SD 019, SD 020, SD 021, SD 022, SD 023, SD 024, SD 026, SD 027, SD 028, SD 029	N-(3-(Dimethylamino)propyl) perfluorohexane sulfonamide (PHSA)					Monitor only. calendar quarter average	Monitor only. daily maximum	nanograms per liter	once per quarter	Grab	Jan-Dec	
SD 013, SD 014, SD 015, SD 016, SD 017, SD 018, SD 019, SD 020, SD 021, SD 022, SD 023, SD 024, SD 026, SD 027, SD 028, SD 029	N-(Methyl)nonafluorobutanesulfonamide (MeFBSA)					Monitor only. calendar quarter average	Monitor only. daily maximum	nanograms per liter	once per quarter	Grab	Jan-Dec	
SD 013, SD 014, SD 015, SD 016, SD 017, SD 018, SD 019, SD 020, SD 021, SD 022, SD 023, SD 024, SD 026, SD 027, SD 028, SD 029	N-(Perfluorobutanesulfonyl)-N-(3-dimethylaminopropyl)-3-aminopropanoic acid (PBSA-C1)					Monitor only. calendar quarter average	Monitor only. daily maximum	nanograms per liter	once per quarter	Grab	Jan-Dec	
SD 013, SD 014, SD 015, SD 016, SD 017, SD 018, SD 019, SD 020, SD 021, SD 022,	N-(Perfluorohexanesulfonyl)-N-(3-dimethylaminopropyl)-3-aminopropanoic acid (PHSA-C1)					Monitor only. calendar quarter average	Monitor only. daily maximum	nanograms per liter	once per quarter	Grab	Jan-Dec	

Subject item	Parameter	Discharge limitations						Monitoring requirements			Notes	
		Quantity /Loading avg.	Quantity /Loading max.	Quantity /Loading units	Quality /Conc. min.	Quality /Conc. avg.	Quality /Conc. max.	Quality/ Conc. units	Frequency	Sample type		Effective period
SD 023, SD 024, SD 026, SD 027, SD 028, SD 029												
SD 013, SD 014, SD 015, SD 016, SD 017, SD 018, SD 019, SD 020, SD 021, SD 022, SD 023, SD 024, SD 026, SD 027, SD 028, SD 029	N-Ethyl-N-(2-hydroxyethyl)perfluoro octane sulfonamide (N-EtFOSE)					Monitor only. calendar quarter average	Monitor only. daily maximum	nanograms per liter	once per quarter	Grab	Jan-Dec	
SD 013, SD 014, SD 015, SD 016, SD 017, SD 018, SD 019, SD 020, SD 021, SD 022, SD 023, SD 024, SD 026, SD 027, SD 028, SD 029	N-Ethylperfluorooctanesulfonamide (EtFOSA / N-EtFOSA)					Monitor only. calendar quarter average	Monitor only. daily maximum	nanograms per liter	once per quarter	Grab	Jan-Dec	
SD 013, SD 014, SD 015, SD 016, SD 017, SD 018, SD 019, SD 020, SD 021, SD 022, SD 023, SD 024, SD 026, SD 027, SD 028, SD 029	N-Methyl-N-[(perfluorobutyl)sulfonyl]glycine (MeFBSAA)					Monitor only. calendar quarter average	Monitor only. daily maximum	nanograms per liter	once per quarter	Grab	Jan-Dec	
SD 013, SD 014, SD 015, SD 016, SD 017, SD 018,	N-methylperfluoro-1-octanesulfonamide (MeFOSA / NMeFOSA)					Monitor only. calendar quarter	Monitor only. daily maximum	nanograms per liter	once per quarter	Grab	Jan-Dec	

Subject item	Parameter	Discharge limitations						Monitoring requirements			Notes	
		Quantity /Loading avg.	Quantity /Loading max.	Quantity /Loading units	Quality /Conc. min.	Quality /Conc. avg.	Quality /Conc. max.	Quality/ Conc. units	Frequency	Sample type		Effective period
SD 019, SD 020, SD 021, SD 022, SD 023, SD 024, SD 026, SD 027, SD 028, SD 029						average						
SD 013, SD 014, SD 015, SD 016, SD 017, SD 018, SD 019, SD 020, SD 021, SD 022, SD 023, SD 024, SD 026, SD 027, SD 028, SD 029	Perfluoro(2-((6-chlorohexyl)oxy)ethanesulfonic acid) (9CI-PF3ONS / F53B Major)					Monitor only. calendar quarter average	Monitor only. daily maximum	nanograms per liter	once per quarter	Grab	Jan-Dec	
SD 013, SD 014, SD 015, SD 016, SD 017, SD 018, SD 019, SD 020, SD 021, SD 022, SD 023, SD 024, SD 026, SD 027, SD 028, SD 029	Perfluoro(4-methoxybutanoic acid) (PFECA-A / PFMBA)					Monitor only. calendar quarter average	Monitor only. daily maximum	nanograms per liter	once per quarter	Grab	Jan-Dec	
SD 013, SD 014, SD 015, SD 016, SD 017, SD 018, SD 019, SD 020, SD 021, SD 022, SD 023, SD 024, SD 026, SD 027, SD 028, SD 029	Perfluoro-2-(perfluoromethoxy)propanoic acid (PMPA / PFECA F)					Monitor only. calendar quarter average	Monitor only. daily maximum	nanograms per liter	once per quarter	Grab	Jan-Dec	
SD 013, SD 014,	Perfluoro-2-					Monitor	Monitor	nanograms	once per	Grab	Jan-Dec	

Subject item	Parameter	Discharge limitations						Monitoring requirements			Notes	
		Quantity /Loading avg.	Quantity /Loading max.	Quantity /Loading units	Quality /Conc. min.	Quality /Conc. avg.	Quality /Conc. max.	Quality/ Conc. units	Frequency	Sample type		Effective period
SD 015, SD 016, SD 017, SD 018, SD 019, SD 020, SD 021, SD 022, SD 023, SD 024, SD 026, SD 027, SD 028, SD 029	ethoxyethanesulfonic acid (PFEESA)					only. calendar quarter average	only. daily maximum	per liter	quarter			
SD 013, SD 014, SD 015, SD 016, SD 017, SD 018, SD 019, SD 020, SD 021, SD 022, SD 023, SD 024, SD 026, SD 027, SD 028, SD 029	Perfluoro-2-ethoxypropanoic acid (PEPA)					Monitor only. calendar quarter average	Monitor only. daily maximum	nanograms per liter	once per quarter	Grab	Jan-Dec	
SD 013, SD 014, SD 015, SD 016, SD 017, SD 018, SD 019, SD 020, SD 021, SD 022, SD 023, SD 024, SD 026, SD 027, SD 028, SD 029	Perfluoro-2-methoxyacetic acid (PFMOAA)					Monitor only. calendar quarter average	Monitor only. daily maximum	nanograms per liter	once per quarter	Grab	Jan-Dec	
SD 013, SD 014, SD 015, SD 016, SD 017, SD 018, SD 019, SD 020, SD 021, SD 022, SD 023, SD 024, SD 026, SD 027, SD 028, SD 029	Perfluoro-2-methyl-3-oxahexanoic acid (HFPO-DA / GenX)					Monitor only. calendar quarter average	Monitor only. daily maximum	nanograms per liter	once per quarter	Grab	Jan-Dec	

Subject item	Parameter	Discharge limitations					Monitoring requirements					Notes
		Quantity /Loading avg.	Quantity /Loading max.	Quantity /Loading units	Quality /Conc. min.	Quality /Conc. avg.	Quality /Conc. max.	Quality/ Conc. units	Frequency	Sample type	Effective period	
SD 028, SD 029												
SD 013, SD 014, SD 015, SD 016, SD 017, SD 018, SD 019, SD 020, SD 021, SD 022, SD 023, SD 024, SD 026, SD 027, SD 028, SD 029	Perfluoro-3,5,7,9,11-pentaoxadodecanoic acid (PFO5DA)					Monitor only. calendar quarter average	Monitor only. daily maximum	nanograms per liter	once per quarter	Grab	Jan-Dec	
SD 013, SD 014, SD 015, SD 016, SD 017, SD 018, SD 019, SD 020, SD 021, SD 022, SD 023, SD 024, SD 026, SD 027, SD 028, SD 029	Perfluoro-3,5,7,9-butaoxadecanoic acid (PFO4DA)					Monitor only. calendar quarter average	Monitor only. daily maximum	nanograms per liter	once per quarter	Grab	Jan-Dec	
SD 013, SD 014, SD 015, SD 016, SD 017, SD 018, SD 019, SD 020, SD 021, SD 022, SD 023, SD 024, SD 026, SD 027, SD 028, SD 029	Perfluoro-3,5,7-trioxaoctanoic acid (PFO3OA)					Monitor only. calendar quarter average	Monitor only. daily maximum	nanograms per liter	once per quarter	Grab	Jan-Dec	
SD 013, SD 014, SD 015, SD 016, SD 017, SD 018, SD 019, SD 020, SD 021, SD 022,	Perfluoro-3,5-dioxahexanoic acid (PFO2HxA)					Monitor only. calendar quarter average	Monitor only. daily maximum	nanograms per liter	once per quarter	Grab	Jan-Dec	

Subject item	Parameter	Discharge limitations						Monitoring requirements			Notes	
		Quantity /Loading avg.	Quantity /Loading max.	Quantity /Loading units	Quality /Conc. min.	Quality /Conc. avg.	Quality /Conc. max.	Quality/ Conc. units	Frequency	Sample type		Effective period
SD 023, SD 024, SD 026, SD 027, SD 028, SD 029												
SD 013, SD 014, SD 015, SD 016, SD 017, SD 018, SD 019, SD 020, SD 021, SD 022, SD 023, SD 024, SD 026, SD 027, SD 028, SD 029	Perfluoro-3,6-dioxa-4-methyl-7-octene-1-sulfonic acid (PS Acid / PFESA BP 1)					Monitor only. calendar quarter average	Monitor only. daily maximum	nanograms per liter	once per quarter	Grab	Jan-Dec	
SD 013, SD 014, SD 015, SD 016, SD 017, SD 018, SD 019, SD 020, SD 021, SD 022, SD 023, SD 024, SD 026, SD 027, SD 028, SD 029	Perfluoro-3,6-dioxaheptanoic acid (PFECA-B / NFDHA)					Monitor only. calendar quarter average	Monitor only. daily maximum	nanograms per liter	once per quarter	Grab	Jan-Dec	
SD 013, SD 014, SD 015, SD 016, SD 017, SD 018, SD 019, SD 020, SD 021, SD 022, SD 023, SD 024, SD 026, SD 027, SD 028, SD 029	Perfluoro-3-methoxypropanoic acid (PFMPA)					Monitor only. calendar quarter average	Monitor only. daily maximum	nanograms per liter	once per quarter	Grab	Jan-Dec	
SD 013, SD 014, SD 015, SD 016, SD 017, SD 018,	Perfluoro-3-[1-(ethenyloxy)propan-2-yl]oxypropanoic acid (EVE Acid)					Monitor only. calendar quarter	Monitor only. daily maximum	nanograms per liter	once per quarter	Grab	Jan-Dec	

Subject item	Parameter	Discharge limitations						Monitoring requirements			Notes	
		Quantity /Loading avg.	Quantity /Loading max.	Quantity /Loading units	Quality /Conc. min.	Quality /Conc. avg.	Quality /Conc. max.	Quality/ Conc. units	Frequency	Sample type		Effective period
SD 019, SD 020, SD 021, SD 022, SD 023, SD 024, SD 026, SD 027, SD 028, SD 029						average						
SD 013, SD 014, SD 015, SD 016, SD 017, SD 018, SD 019, SD 020, SD 021, SD 022, SD 023, SD 024, SD 026, SD 027, SD 028, SD 029	Perfluoro-4-(2-sulfoethoxy)pentanoic acid (R-PSDA / BPFESA)					Monitor only. calendar quarter average	Monitor only. daily maximum	nanograms per liter	once per quarter	Grab	Jan-Dec	
SD 013, SD 014, SD 015, SD 016, SD 017, SD 018, SD 019, SD 020, SD 021, SD 022, SD 023, SD 024, SD 026, SD 027, SD 028, SD 029	Perfluoro-4-isopropoxybutanoic acid (PFECA-G)					Monitor only. calendar quarter average	Monitor only. daily maximum	nanograms per liter	once per quarter	Grab	Jan-Dec	
SD 013, SD 014, SD 015, SD 016, SD 017, SD 018, SD 019, SD 020, SD 021, SD 022, SD 023, SD 024, SD 026, SD 027, SD 028, SD 029	Perfluorobutane-1-sulfinic acid (PFBSi)					Monitor only. calendar quarter average	Monitor only. daily maximum	nanograms per liter	once per quarter	Grab	Jan-Dec	
SD 013, SD 014,	Perfluorobutane-1-					Monitor	Monitor	nanograms	once per	Grab	Jan-Dec	

Subject item	Parameter	Discharge limitations						Monitoring requirements			Notes	
		Quantity /Loading avg.	Quantity /Loading max.	Quantity /Loading units	Quality /Conc. min.	Quality /Conc. avg.	Quality /Conc. max.	Quality/ Conc. units	Frequency	Sample type		Effective period
SD 015, SD 016, SD 017, SD 018, SD 019, SD 020, SD 021, SD 022, SD 023, SD 024, SD 026, SD 027, SD 028, SD 029	sulfonamidoethanol (FBSE)					only. calendar quarter average	only. daily maximum	per liter	quarter			
SD 013, SD 014, SD 015, SD 016, SD 017, SD 018, SD 019, SD 020, SD 021, SD 022, SD 023, SD 024, SD 026, SD 027, SD 028, SD 029	Perfluorobutane-N-(3-(dimethylamino)propyl)-1-sulfonamide sulfonamido amine (PBSA)					Monitor only. calendar quarter average	Monitor only. daily maximum	nanograms per liter	once per quarter	Grab	Jan-Dec	
SD 013, SD 014, SD 015, SD 016, SD 017, SD 018, SD 019, SD 020, SD 021, SD 022, SD 023, SD 024, SD 026, SD 027, SD 028, SD 029	Perfluorobutanesulfonamide (FBSA)					Monitor only. calendar quarter average	Monitor only. daily maximum	nanograms per liter	once per quarter	Grab	Jan-Dec	
SD 013, SD 014, SD 015, SD 016, SD 017, SD 018, SD 019, SD 020, SD 021, SD 022, SD 023, SD 024, SD 026, SD 027,	Perfluorobutanesulfonic acid (PFBS)					Monitor only. calendar quarter average	Monitor only. daily maximum	nanograms per liter	once per quarter	Grab	Jan-Dec	

Subject item	Parameter	Discharge limitations					Monitoring requirements					Notes
		Quantity /Loading avg.	Quantity /Loading max.	Quantity /Loading units	Quality /Conc. min.	Quality /Conc. avg.	Quality /Conc. max.	Quality/ Conc. units	Frequency	Sample type	Effective period	
SD 028, SD 029												
SD 013, SD 014, SD 015, SD 016, SD 017, SD 018, SD 019, SD 020, SD 021, SD 022, SD 023, SD 024, SD 026, SD 027, SD 028, SD 029	Perfluorobutanoic acid (PFBA)					Monitor only. calendar quarter average	Monitor only. daily maximum	nanograms per liter	once per quarter	Grab	Jan-Dec	
SD 013, SD 014, SD 015, SD 016, SD 017, SD 018, SD 019, SD 020, SD 021, SD 022, SD 023, SD 024, SD 026, SD 027, SD 028, SD 029	Perfluorodecanesulfonic acid (PFDS)					Monitor only. calendar quarter average	Monitor only. daily maximum	nanograms per liter	once per quarter	Grab	Jan-Dec	
SD 013, SD 014, SD 015, SD 016, SD 017, SD 018, SD 019, SD 020, SD 021, SD 022, SD 023, SD 024, SD 026, SD 027, SD 028, SD 029	Perfluorodecanoic acid (PFDA)					Monitor only. calendar quarter average	Monitor only. daily maximum	nanograms per liter	once per quarter	Grab	Jan-Dec	
SD 013, SD 014, SD 015, SD 016, SD 017, SD 018, SD 019, SD 020, SD 021, SD 022,	Perfluorododecanesulfonic acid (PFDoS)					Monitor only. calendar quarter average	Monitor only. daily maximum	nanograms per liter	once per quarter	Grab	Jan-Dec	

Subject item	Parameter	Discharge limitations						Monitoring requirements			Notes	
		Quantity /Loading avg.	Quantity /Loading max.	Quantity /Loading units	Quality /Conc. min.	Quality /Conc. avg.	Quality /Conc. max.	Quality/ Conc. units	Frequency	Sample type		Effective period
SD 023, SD 024, SD 026, SD 027, SD 028, SD 029												
SD 013, SD 014, SD 015, SD 016, SD 017, SD 018, SD 019, SD 020, SD 021, SD 022, SD 023, SD 024, SD 026, SD 027, SD 028, SD 029	Perfluorododecanoic acid (PFDoA)					Monitor only. calendar quarter average	Monitor only. daily maximum	nanograms per liter	once per quarter	Grab	Jan-Dec	
SD 013, SD 014, SD 015, SD 016, SD 017, SD 018, SD 019, SD 020, SD 021, SD 022, SD 023, SD 024, SD 026, SD 027, SD 028, SD 029	Perfluoroethanesulfonic acid (PFES / PFETs)					Monitor only. calendar quarter average	Monitor only. daily maximum	nanograms per liter	once per quarter	Grab	Jan-Dec	
SD 013, SD 014, SD 015, SD 016, SD 017, SD 018, SD 019, SD 020, SD 021, SD 022, SD 023, SD 024, SD 026, SD 027, SD 028, SD 029	Perfluoroheptanesulfonic acid (PFHpS)					Monitor only. calendar quarter average	Monitor only. daily maximum	nanograms per liter	once per quarter	Grab	Jan-Dec	
SD 013, SD 014, SD 015, SD 016, SD 017, SD 018,	Perfluoroheptanoic acid (PFHpA)					Monitor only. calendar quarter	Monitor only. daily maximum	nanograms per liter	once per quarter	Grab	Jan-Dec	

Subject item	Parameter	Discharge limitations						Monitoring requirements			Notes	
		Quantity /Loading avg.	Quantity /Loading max.	Quantity /Loading units	Quality /Conc. min.	Quality /Conc. avg.	Quality /Conc. max.	Quality/ Conc. units	Frequency	Sample type		Effective period
SD 019, SD 020, SD 021, SD 022, SD 023, SD 024, SD 026, SD 027, SD 028, SD 029						average						
SD 013, SD 014, SD 015, SD 016, SD 017, SD 018, SD 019, SD 020, SD 021, SD 022, SD 023, SD 024, SD 026, SD 027, SD 028, SD 029	Perfluorohexadecanoic acid (PFHxDA)					Monitor only. calendar quarter average	Monitor only. daily maximum	nanograms per liter	once per quarter	Grab	Jan-Dec	
SD 013, SD 014, SD 015, SD 016, SD 017, SD 018, SD 019, SD 020, SD 021, SD 022, SD 023, SD 024, SD 026, SD 027, SD 028, SD 029	Perfluorohexanesulfonamide (PFHxSA)					Monitor only. calendar quarter average	Monitor only. daily maximum	nanograms per liter	once per quarter	Grab	Jan-Dec	
SD 013, SD 014, SD 015, SD 016, SD 017, SD 018, SD 019, SD 020, SD 021, SD 022, SD 023, SD 024, SD 026, SD 027, SD 028, SD 029	Perfluorohexanesulfonic acid (PFH1S / PFHS / PFHxS)					Monitor only. calendar quarter average	Monitor only. daily maximum	nanograms per liter	once per quarter	Grab	Jan-Dec	
SD 013, SD 014,	Perfluorohexanoic acid					Monitor	Monitor	nanograms	once per	Grab	Jan-Dec	

Subject item	Parameter	Discharge limitations					Monitoring requirements					Notes
		Quantity /Loading avg.	Quantity /Loading max.	Quantity /Loading units	Quality /Conc. min.	Quality /Conc. avg.	Quality /Conc. max.	Quality/ Conc. units	Frequency	Sample type	Effective period	
SD 015, SD 016, SD 017, SD 018, SD 019, SD 020, SD 021, SD 022, SD 023, SD 024, SD 026, SD 027, SD 028, SD 029	(PFHxA)					only. calendar quarter average	only. daily maximum	per liter	quarter			
SD 013, SD 014, SD 015, SD 016, SD 017, SD 018, SD 019, SD 020, SD 021, SD 022, SD 023, SD 024, SD 026, SD 027, SD 028, SD 029	Perfluorononanesulfonic acid (PFNS)					Monitor only. calendar quarter average	Monitor only. daily maximum	nanograms per liter	once per quarter	Grab	Jan-Dec	
SD 013, SD 014, SD 015, SD 016, SD 017, SD 018, SD 019, SD 020, SD 021, SD 022, SD 023, SD 024, SD 026, SD 027, SD 028, SD 029	Perfluorononanoic acid (PFNA)					Monitor only. calendar quarter average	Monitor only. daily maximum	nanograms per liter	once per quarter	Grab	Jan-Dec	
SD 013, SD 014, SD 015, SD 016, SD 017, SD 018, SD 019, SD 020, SD 021, SD 022, SD 023, SD 024, SD 026, SD 027, SD 028, SD 029	Perfluorooctadecanoic acid (PFODA)					Monitor only. calendar quarter average	Monitor only. daily maximum	nanograms per liter	once per quarter	Grab	Jan-Dec	

Subject item	Parameter	Discharge limitations					Monitoring requirements					Notes
		Quantity /Loading avg.	Quantity /Loading max.	Quantity /Loading units	Quality /Conc. min.	Quality /Conc. avg.	Quality /Conc. max.	Quality/ Conc. units	Frequency	Sample type	Effective period	
SD 028, SD 029												
SD 013, SD 014, SD 015, SD 016, SD 017, SD 018, SD 019, SD 020, SD 021, SD 022, SD 023, SD 024, SD 026, SD 027, SD 028, SD 029	Perfluorooctanesulfonamide (PFOSA / FOSA)					Monitor only. calendar quarter average	Monitor only. daily maximum	nanograms per liter	once per quarter	Grab	Jan-Dec	
SD 013, SD 014, SD 015, SD 016, SD 017, SD 018, SD 019, SD 020, SD 021, SD 022, SD 023, SD 024, SD 026, SD 027, SD 028, SD 029	Perfluorooctanesulfonic acid (PFOS)					Monitor only. calendar quarter average	Monitor only. daily maximum	nanograms per liter	once per quarter	Grab	Jan-Dec	
SD 013, SD 014, SD 015, SD 016, SD 017, SD 018, SD 019, SD 020, SD 021, SD 022, SD 023, SD 024, SD 026, SD 027, SD 028, SD 029	Perfluorooctanoic acid (PFOA)					Monitor only. calendar quarter average	Monitor only. daily maximum	nanograms per liter	once per quarter	Grab	Jan-Dec	
SD 013, SD 014, SD 015, SD 016, SD 017, SD 018, SD 019, SD 020, SD 021, SD 022,	Perfluoropentanesulfonic acid (PFPeS)					Monitor only. calendar quarter average	Monitor only. daily maximum	nanograms per liter	once per quarter	Grab	Jan-Dec	

Subject item	Parameter	Discharge limitations						Monitoring requirements			Notes	
		Quantity /Loading avg.	Quantity /Loading max.	Quantity /Loading units	Quality /Conc. min.	Quality /Conc. avg.	Quality /Conc. max.	Quality/ Conc. units	Frequency	Sample type		Effective period
SD 023, SD 024, SD 026, SD 027, SD 028, SD 029												
SD 013, SD 014, SD 015, SD 016, SD 017, SD 018, SD 019, SD 020, SD 021, SD 022, SD 023, SD 024, SD 026, SD 027, SD 028, SD 029	Perfluoropentanoic acid (PFPeA)					Monitor only. calendar quarter average	Monitor only. daily maximum	nanograms per liter	once per quarter	Grab	Jan-Dec	
SD 013, SD 014, SD 015, SD 016, SD 017, SD 018, SD 019, SD 020, SD 021, SD 022, SD 023, SD 024, SD 026, SD 027, SD 028, SD 029	Perfluoropropanesulfonic acid (PFPrS)					Monitor only. calendar quarter average	Monitor only. daily maximum	nanograms per liter	once per quarter	Grab	Jan-Dec	
SD 013, SD 014, SD 015, SD 016, SD 017, SD 018, SD 019, SD 020, SD 021, SD 022, SD 023, SD 024, SD 026, SD 027, SD 028, SD 029	Perfluoropropanoic acid (PFPA / PFPrA)					Monitor only. calendar quarter average	Monitor only. daily maximum	nanograms per liter	once per quarter	Grab	Jan-Dec	
SD 013, SD 014, SD 015, SD 016, SD 017, SD 018,	Perfluorotetradecanoic acid (PFTeDA / PFTeA / PFTA)					Monitor only. calendar quarter	Monitor only. daily maximum	nanograms per liter	once per quarter	Grab	Jan-Dec	

Subject item	Parameter	Discharge limitations						Monitoring requirements			Notes	
		Quantity /Loading avg.	Quantity /Loading max.	Quantity /Loading units	Quality /Conc. min.	Quality /Conc. avg.	Quality /Conc. max.	Quality/ Conc. units	Frequency	Sample type		Effective period
SD 019, SD 020, SD 021, SD 022, SD 023, SD 024, SD 026, SD 027, SD 028, SD 029						average						
SD 013, SD 014, SD 015, SD 016, SD 017, SD 018, SD 019, SD 020, SD 021, SD 022, SD 023, SD 024, SD 026, SD 027, SD 028, SD 029	Perfluorotridecanoic acid (PFTrA / PFTrDA)					Monitor only. calendar quarter average	Monitor only. daily maximum	nanograms per liter	once per quarter	Grab	Jan-Dec	
SD 013, SD 014, SD 015, SD 016, SD 017, SD 018, SD 019, SD 020, SD 021, SD 022, SD 023, SD 024, SD 026, SD 027, SD 028, SD 029	Perfluoroundecanoic acid (PFUnA)					Monitor only. calendar quarter average	Monitor only. daily maximum	nanograms per liter	once per quarter	Grab	Jan-Dec	
SD 013, SD 014, SD 015, SD 016, SD 017, SD 018, SD 019, SD 020, SD 021, SD 022, SD 023, SD 024, SD 026, SD 027, SD 028, SD 029	Potassium 2,2,3,3-tetrafluoropropanoate (2233-TFPA)					Monitor only. calendar quarter average	Monitor only. daily maximum	nanograms per liter	once per quarter	Grab	Jan-Dec	
SD 013, SD 014,	Potassium N,N-					Monitor	Monitor	nanograms	once per	Grab	Jan-Dec	

Subject item	Parameter	Discharge limitations						Monitoring requirements			Notes	
		Quantity /Loading avg.	Quantity /Loading max.	Quantity /Loading units	Quality /Conc. min.	Quality /Conc. avg.	Quality /Conc. max.	Quality/ Conc. units	Frequency	Sample type		Effective period
SD 015, SD 016, SD 017, SD 018, SD 019, SD 020, SD 021, SD 022, SD 023, SD 024, SD 026, SD 027, SD 028, SD 029	bis(perfluorobutanesulfonyl)amide (DBI)					only. calendar quarter average	only. daily maximum	per liter	quarter			
SD 013, SD 014, SD 015, SD 016, SD 017, SD 018, SD 019, SD 020, SD 021, SD 022, SD 023, SD 024, SD 026, SD 027, SD 028, SD 029	Potassium perfluoro-4-ethylcyclohexanesulfonate (PECHS / PFECHS)					Monitor only. calendar quarter average	Monitor only. daily maximum	nanograms per liter	once per quarter	Grab	Jan-Dec	
SD 013, SD 014, SD 015, SD 016, SD 017, SD 018, SD 019, SD 020, SD 021, SD 022, SD 023, SD 024, SD 026, SD 027, SD 028, SD 029	Sodium 1,1,2,2-tetrafluoro-2-(1,2,2,2-tetrafluoroethoxy)ethane-1-sulfonate (NVHOS)					Monitor only. calendar quarter average	Monitor only. daily maximum	nanograms per liter	once per quarter	Grab	Jan-Dec	
SD 013, SD 014, SD 015, SD 016, SD 017, SD 018, SD 019, SD 020, SD 021, SD 022, SD 023, SD 024, SD 026, SD 027,	Trifluoroacetic acid (TFA)					Monitor only. calendar quarter average	Monitor only. daily maximum	nanograms per liter	once per quarter	Grab	Jan-Dec	

Subject item	Parameter	Discharge limitations						Monitoring requirements			Notes	
		Quantity /Loading avg.	Quantity /Loading max.	Quantity /Loading units	Quality /Conc. min.	Quality /Conc. avg.	Quality /Conc. max.	Quality/ Conc. units	Frequency	Sample type		Effective period
SD 028, SD 029												
SD 013, SD 014, SD 015, SD 016, SD 017, SD 018, SD 019, SD 020, SD 021, SD 022, SD 023, SD 024, SD 026, SD 027, SD 028, SD 029	Trifluoromethanesulfonic acid (TFMS / PFMeS)					Monitor only. calendar quarter average	Monitor only. daily maximum	nanograms per liter	once per quarter	Grab	Jan-Dec	
SD 013, SD 014, SD 015, SD 016, SD 017, SD 018, SD 019, SD 020, SD 021, SD 022, SD 023, SD 024, SD 026, SD 027, SD 028, SD 029	[3-(Heptadecafluorooctyl sulfonylamino)propyl] dimethylamine N-oxide (AOF)					Monitor only. calendar quarter average	Monitor only. daily maximum	nanograms per liter	once per quarter	Grab	Jan-Dec	
SD 025 Basin 1E Overflow: AR/BML 002/1E-01, 1E-02, 1F-01, 1G-02, AM-01: Front Entrance/Building 57/North Access Road												
SD 025 Basin 1E Overflow: AR/BML 002/1E-01, 1E-02, 1F-01, 1G-02, AM-01: Front Entrance/Building 57/North Access Road	(Perfluorobutyl) sulfonamido acetic acid (FBSAA)					Monitor only. calendar quarter average	Monitor only. daily maximum	nanograms per liter	once per quarter	Grab	Jan-Dec	
SD 025 Basin 1E Overflow: AR/BML 002/1E-01, 1E-	1,1,2,2-Tetrafluoro-2-[[[1,1,1,2,3,3,4,4-octafluorobutan-2-yl]oxy]ethane-1-					Monitor only. calendar quarter	Monitor only. daily maximum	nanograms per liter	once per quarter	Grab	Jan-Dec	

Subject item	Parameter	Discharge limitations					Monitoring requirements					Notes
		Quantity /Loading avg.	Quantity /Loading max.	Quantity /Loading units	Quality /Conc. min.	Quality /Conc. avg.	Quality /Conc. max.	Quality/ Conc. units	Frequency	Sample type	Effective period	
02, 1F-01, 1G-02, AM-01: Front Entrance/Building 57/North Access Road	sulfonic acid (R-PSDCA / Byproduct 6)					average						
SD 025 Basin 1E Overflow: AR/BML 002/1E-01, 1E-02, 1F-01, 1G-02, AM-01: Front Entrance/Building 57/North Access Road	10:2 Fluorotelomer sulfonic acid (10:2 FTSA)					Monitor only. calendar quarter average	Monitor only. daily maximum	nanograms per liter	once per quarter	Grab	Jan-Dec	
SD 025 Basin 1E Overflow: AR/BML 002/1E-01, 1E-02, 1F-01, 1G-02, AM-01: Front Entrance/Building 57/North Access Road	11-Chloroperfluoro-3-oxaundecanesulfonic acid (11Cl-PF3OUdS / F-53B Minor)					Monitor only. calendar quarter average	Monitor only. daily maximum	nanograms per liter	once per quarter	Grab	Jan-Dec	
SD 025 Basin 1E Overflow: AR/BML 002/1E-01, 1E-02, 1F-01, 1G-02, AM-01: Front Entrance/Building 57/North Access Road	2,2'-(((Nonafluorobutyl)sulfonyl)imino)diacetic acid (FBSEE diacid)					Monitor only. calendar quarter average	Monitor only. daily maximum	nanograms per liter	once per quarter	Grab	Jan-Dec	

Subject item	Parameter	Discharge limitations					Monitoring requirements					Notes
		Quantity /Loading avg.	Quantity /Loading max.	Quantity /Loading units	Quality /Conc. min.	Quality /Conc. avg.	Quality /Conc. max.	Quality/ Conc. units	Frequency	Sample type	Effective period	
SD 025 Basin 1E Overflow: AR/BML 002/1E-01, 1E-02, 1F-01, 1G-02, AM-01: Front Entrance/Building 57/North Access Road	2,2,3,3-Tetrafluoro-3-methoxypropanoic acid (MTP)					Monitor only. calendar quarter average	Monitor only. daily maximum	nanograms per liter	once per quarter	Grab	Jan-Dec	
SD 025 Basin 1E Overflow: AR/BML 002/1E-01, 1E-02, 1F-01, 1G-02, AM-01: Front Entrance/Building 57/North Access Road	2,2,3,3-Tetrafluoro-3-[1,1,1,2,3,3-hexafluoro-3-(1,2,2,2-tetrafluoroethoxy)propan-2-yl]oxypropanoic acid (Hydro-EVE Acid)					Monitor only. calendar quarter average	Monitor only. daily maximum	nanograms per liter	once per quarter	Grab	Jan-Dec	
SD 025 Basin 1E Overflow: AR/BML 002/1E-01, 1E-02, 1F-01, 1G-02, AM-01: Front Entrance/Building 57/North Access Road	2,3,3,3-Tetrafluoro-2-(trifluoromethyl)propanamide (PIBA)					Monitor only. calendar quarter average	Monitor only. daily maximum	nanograms per liter	once per quarter	Grab	Jan-Dec	
SD 025 Basin 1E Overflow: AR/BML 002/1E-01, 1E-02, 1F-01, 1G-02, AM-01: Front Entrance/Building 57/North Access Road	2,3,3,3-Tetrafluoropropanoic acid (2333-TFPA)					Monitor only. calendar quarter average	Monitor only. daily maximum	nanograms per liter	once per quarter	Grab	Jan-Dec	

Subject item	Parameter	Discharge limitations						Monitoring requirements			Notes	
		Quantity /Loading avg.	Quantity /Loading max.	Quantity /Loading units	Quality /Conc. min.	Quality /Conc. avg.	Quality /Conc. max.	Quality/ Conc. units	Frequency	Sample type		Effective period
02, AM-01: Front Entrance/Building 57/North Access Road												
SD 025 Basin 1E Overflow: AR/BML 002/1E-01, 1E-02, 1F-01, 1G-02, AM-01: Front Entrance/Building 57/North Access Road	2-(N-(Perfluorobutylsulfonyl)-N-methylamino)ethanol (MeFBSE)					Monitor only. calendar quarter average	Monitor only. daily maximum	nanograms per liter	once per quarter	Grab	Jan-Dec	
SD 025 Basin 1E Overflow: AR/BML 002/1E-01, 1E-02, 1F-01, 1G-02, AM-01: Front Entrance/Building 57/North Access Road	2-(N-Ethylperfluorooctanesulfonamido)acetic acid (N-EtFOSAA / NEtFOSAA / EtFOSAA)					Monitor only. calendar quarter average	Monitor only. daily maximum	nanograms per liter	once per quarter	Grab	Jan-Dec	
SD 025 Basin 1E Overflow: AR/BML 002/1E-01, 1E-02, 1F-01, 1G-02, AM-01: Front Entrance/Building 57/North Access Road	2-(N-methylperfluoro-1-octanesulfonamido)-ethanol (NMeFOSE)					Monitor only. calendar quarter average	Monitor only. daily maximum	nanograms per liter	once per quarter	Grab	Jan-Dec	

Subject item	Parameter	Discharge limitations					Monitoring requirements					Notes
		Quantity /Loading avg.	Quantity /Loading max.	Quantity /Loading units	Quality /Conc. min.	Quality /Conc. avg.	Quality /Conc. max.	Quality/ Conc. units	Frequency	Sample type	Effective period	
SD 025 Basin 1E Overflow: AR/BML 002/1E-01, 1E-02, 1F-01, 1G-02, AM-01: Front Entrance/Building 57/North Access Road	2-(N-Methylperfluorooctanesulfonamido)acetic acid (N-MeFOSAA / NMeFOSAA / MeFOSAA)					Monitor only. calendar quarter average	Monitor only. daily maximum	nanograms per liter	once per quarter	Grab	Jan-Dec	
SD 025 Basin 1E Overflow: AR/BML 002/1E-01, 1E-02, 1F-01, 1G-02, AM-01: Front Entrance/Building 57/North Access Road	2-(Perfluorodecyl)ethanoic acid (10:2 FTCA / FDEA)					Monitor only. calendar quarter average	Monitor only. daily maximum	nanograms per liter	once per quarter	Grab	Jan-Dec	
SD 025 Basin 1E Overflow: AR/BML 002/1E-01, 1E-02, 1F-01, 1G-02, AM-01: Front Entrance/Building 57/North Access Road	2-(Perfluorodecyl)ethanol (10:2 FTOH)					Monitor only. calendar quarter average	Monitor only. daily maximum	nanograms per liter	once per quarter	Grab	Jan-Dec	
SD 025 Basin 1E Overflow: AR/BML 002/1E-01, 1E-02, 1F-01, 1G-02, AM-01: Front Entrance/Building 57/North Access Road	2-(Perfluorohexyl)ethanoic acid (6:2 FTCA / FHEA)					Monitor only. calendar quarter average	Monitor only. daily maximum	nanograms per liter	once per quarter	Grab	Jan-Dec	

Subject item	Parameter	Discharge limitations						Monitoring requirements			Notes	
		Quantity /Loading avg.	Quantity /Loading max.	Quantity /Loading units	Quality /Conc. min.	Quality /Conc. avg.	Quality /Conc. max.	Quality/ Conc. units	Frequency	Sample type		Effective period
02, AM-01: Front Entrance/Building 57/North Access Road												
SD 025 Basin 1E Overflow: AR/BML 002/1E-01, 1E-02, 1F-01, 1G-02, AM-01: Front Entrance/Building 57/North Access Road	2-(Perfluorohexyl)ethanol (6:2 FTOH)					Monitor only. calendar quarter average	Monitor only. daily maximum	nanograms per liter	once per quarter	Grab	Jan-Dec	
SD 025 Basin 1E Overflow: AR/BML 002/1E-01, 1E-02, 1F-01, 1G-02, AM-01: Front Entrance/Building 57/North Access Road	2-(Perfluorooctyl)ethanoic acid (8:2 FTCA)					Monitor only. calendar quarter average	Monitor only. daily maximum	nanograms per liter	once per quarter	Grab	Jan-Dec	
SD 025 Basin 1E Overflow: AR/BML 002/1E-01, 1E-02, 1F-01, 1G-02, AM-01: Front Entrance/Building 57/North Access Road	2-(Perfluorooctyl)ethanol (8:2 FTOH)					Monitor only. calendar quarter average	Monitor only. daily maximum	nanograms per liter	once per quarter	Grab	Jan-Dec	

Subject item	Parameter	Discharge limitations					Monitoring requirements					Notes
		Quantity /Loading avg.	Quantity /Loading max.	Quantity /Loading units	Quality /Conc. min.	Quality /Conc. avg.	Quality /Conc. max.	Quality/ Conc. units	Frequency	Sample type	Effective period	
SD 025 Basin 1E Overflow: AR/BML 002/1E-01, 1E-02, 1F-01, 1G-02, AM-01: Front Entrance/Building 57/North Access Road	2H,2H,3H,3H-Perfluorooctanoic acid (5:3 FTCA)					Monitor only. calendar quarter average	Monitor only. daily maximum	nanograms per liter	once per quarter	Grab	Jan-Dec	
SD 025 Basin 1E Overflow: AR/BML 002/1E-01, 1E-02, 1F-01, 1G-02, AM-01: Front Entrance/Building 57/North Access Road	2H-Perfluoro-2-decenoic acid (8:2 FTUCA)					Monitor only. calendar quarter average	Monitor only. daily maximum	nanograms per liter	once per quarter	Grab	Jan-Dec	
SD 025 Basin 1E Overflow: AR/BML 002/1E-01, 1E-02, 1F-01, 1G-02, AM-01: Front Entrance/Building 57/North Access Road	2H-Perfluoro-2-dodecenoate (10:2 FTUCA)					Monitor only. calendar quarter average	Monitor only. daily maximum	nanograms per liter	once per quarter	Grab	Jan-Dec	
SD 025 Basin 1E Overflow: AR/BML 002/1E-01, 1E-02, 1F-01, 1G-02, AM-01: Front Entrance/Building 57/North Access Road	2H-Perfluoro-2-octenoic acid (6:2) (6:2 FTUCA)					Monitor only. calendar quarter average	Monitor only. daily maximum	nanograms per liter	once per quarter	Grab	Jan-Dec	

Subject item	Parameter	Discharge limitations						Monitoring requirements				Notes
		Quantity /Loading avg.	Quantity /Loading max.	Quantity /Loading units	Quality /Conc. min.	Quality /Conc. avg.	Quality /Conc. max.	Quality/ Conc. units	Frequency	Sample type	Effective period	
02, AM-01: Front Entrance/Building 57/North Access Road												
SD 025 Basin 1E Overflow: AR/BML 002/1E-01, 1E-02, 1F-01, 1G-02, AM-01: Front Entrance/Building 57/North Access Road	3-((3-((2-Carboxyethyl)((tridecafluorohexyl)sulfonyl)amino)propyl)(dimethyl)azaniumyl)propanoate (PHSA-DC)					Monitor only. calendar quarter average	Monitor only. daily maximum	nanograms per liter	once per quarter	Grab	Jan-Dec	
SD 025 Basin 1E Overflow: AR/BML 002/1E-01, 1E-02, 1F-01, 1G-02, AM-01: Front Entrance/Building 57/North Access Road	3-((3-((2-Hydroxyethyl)(dimethyl)azaniumyl)propyl)((perfluorobutyl)sulfonyl)amino)propane-1-sulfonate (PBSA-S1)					Monitor only. calendar quarter average	Monitor only. daily maximum	nanograms per liter	once per quarter	Grab	Jan-Dec	
SD 025 Basin 1E Overflow: AR/BML 002/1E-01, 1E-02, 1F-01, 1G-02, AM-01: Front Entrance/Building 57/North Access Road	3-((3-((N-(2-Carboxyethyl)-perfluorobutyl)sulfonamido)propyl)-dimethylammonio)propanoate (PBSA-DC)					Monitor only. calendar quarter average	Monitor only. daily maximum	nanograms per liter	once per quarter	Grab	Jan-Dec	

Subject item	Parameter	Discharge limitations						Monitoring requirements			Notes	
		Quantity /Loading avg.	Quantity /Loading max.	Quantity /Loading units	Quality /Conc. min.	Quality /Conc. avg.	Quality /Conc. max.	Quality/ Conc. units	Frequency	Sample type		Effective period
SD 025 Basin 1E Overflow: AR/BML 002/1E-01, 1E-02, 1F-01, 1G-02, AM-01: Front Entrance/Building 57/North Access Road	3-(Dimethyl(3-(((tridecafluorohexyl)sulfonyl)amino)propyl)azaniumyl)-2-hydroxypropane-1-sulfonate (PHSA-OH1)					Monitor only. calendar quarter average	Monitor only. daily maximum	nanograms per liter	once per quarter	Grab	Jan-Dec	
SD 025 Basin 1E Overflow: AR/BML 002/1E-01, 1E-02, 1F-01, 1G-02, AM-01: Front Entrance/Building 57/North Access Road	3-(Dimethyl(3-(((tridecafluorohexyl)sulfonyl)amino)propyl)azaniumyl)propanoate (PHSA-C2)					Monitor only. calendar quarter average	Monitor only. daily maximum	nanograms per liter	once per quarter	Grab	Jan-Dec	
SD 025 Basin 1E Overflow: AR/BML 002/1E-01, 1E-02, 1F-01, 1G-02, AM-01: Front Entrance/Building 57/North Access Road	3-(Perfluoroheptyl)propanoic acid (7:3 FTCA)					Monitor only. calendar quarter average	Monitor only. daily maximum	nanograms per liter	once per quarter	Grab	Jan-Dec	
SD 025 Basin 1E Overflow: AR/BML 002/1E-01, 1E-02, 1F-01, 1G-02, AM-01: Front Entrance/Building 57/North Access Road	3-(3-[(2-Hydroxyethyl)(dimethyl)azaniumyl]propyl[(perfluorohexyl)sulfonyl]amino)-1-					Monitor only. calendar quarter average	Monitor only. daily maximum	nanograms per liter	once per quarter	Grab	Jan-Dec	

Subject item	Parameter	Discharge limitations						Monitoring requirements			Notes	
		Quantity /Loading avg.	Quantity /Loading max.	Quantity /Loading units	Quality /Conc. min.	Quality /Conc. avg.	Quality /Conc. max.	Quality/ Conc. units	Frequency	Sample type		Effective period
02, AM-01: Front Entrance/Building 57/North Access Road	propanesulfonate (PHSA-S1)											
SD 025 Basin 1E Overflow: AR/BML 002/1E-01, 1E-02, 1F-01, 1G-02, AM-01: Front Entrance/Building 57/North Access Road	3-[[3-(Dimethylamino)propyl][(1,1,2,2,3,3,4,4,5,5,6,6,6-tridecafluorohexyl)sulfonyl]amino]-1-propanesulfonic acid (PHSA-S3)					Monitor only. calendar quarter average	Monitor only. daily maximum	nanograms per liter	once per quarter	Grab	Jan-Dec	
SD 025 Basin 1E Overflow: AR/BML 002/1E-01, 1E-02, 1F-01, 1G-02, AM-01: Front Entrance/Building 57/North Access Road	3:3 Fluorotelomer carboxylic acid (3:3 FTCA)					Monitor only. calendar quarter average	Monitor only. daily maximum	nanograms per liter	once per quarter	Grab	Jan-Dec	
SD 025 Basin 1E Overflow: AR/BML 002/1E-01, 1E-02, 1F-01, 1G-02, AM-01: Front Entrance/Building 57/North Access Road	4,8-Dioxa-3H-perfluorononanoic acid (ADONA)					Monitor only. calendar quarter average	Monitor only. daily maximum	nanograms per liter	once per quarter	Grab	Jan-Dec	

Subject item	Parameter	Discharge limitations					Monitoring requirements					Notes
		Quantity /Loading avg.	Quantity /Loading max.	Quantity /Loading units	Quality /Conc. min.	Quality /Conc. avg.	Quality /Conc. max.	Quality/ Conc. units	Frequency	Sample type	Effective period	
SD 025 Basin 1E Overflow: AR/BML 002/1E-01, 1E-02, 1F-01, 1G-02, AM-01: Front Entrance/Building 57/North Access Road	4-(2-Carboxy-1,1,2,2-tetrafluoroethoxy)-perfluoropentanoic acid (R-EVE)					Monitor only. calendar quarter average	Monitor only. daily maximum	nanograms per liter	once per quarter	Grab	Jan-Dec	
SD 025 Basin 1E Overflow: AR/BML 002/1E-01, 1E-02, 1F-01, 1G-02, AM-01: Front Entrance/Building 57/North Access Road	4:2 Fluorotelomer alcohol (4:2 FTOH)					Monitor only. calendar quarter average	Monitor only. daily maximum	nanograms per liter	once per quarter	Grab	Jan-Dec	
SD 025 Basin 1E Overflow: AR/BML 002/1E-01, 1E-02, 1F-01, 1G-02, AM-01: Front Entrance/Building 57/North Access Road	4H-Perfluorobutanoic acid (4H-PFBA)					Monitor only. calendar quarter average	Monitor only. daily maximum	nanograms per liter	once per quarter	Grab	Jan-Dec	
SD 025 Basin 1E Overflow: AR/BML 002/1E-01, 1E-02, 1F-01, 1G-02, AM-01: Front Entrance/Building 57/North Access Road	5-(1,2,2,2-Tetrafluoro)ethoxy-perfluoro-3-oxa-4-methylpentanesulfonic acid (Hydro-PS Acid /					Monitor only. calendar quarter average	Monitor only. daily maximum	nanograms per liter	once per quarter	Grab	Jan-Dec	

Subject item	Parameter	Discharge limitations						Monitoring requirements			Notes	
		Quantity /Loading avg.	Quantity /Loading max.	Quantity /Loading units	Quality /Conc. min.	Quality /Conc. avg.	Quality /Conc. max.	Quality/ Conc. units	Frequency	Sample type		Effective period
02, AM-01: Front Entrance/Building 57/North Access Road	PFESA BP 2)											
SD 025 Basin 1E Overflow: AR/BML 002/1E-01, 1E-02, 1F-01, 1G-02, AM-01: Front Entrance/Building 57/North Access Road	6:2 Fluorotelomer sulfonic acid (6:2 FTS)					Monitor only. calendar quarter average	Monitor only. daily maximum	nanograms per liter	once per quarter	Grab	Jan-Dec	
SD 025 Basin 1E Overflow: AR/BML 002/1E-01, 1E-02, 1F-01, 1G-02, AM-01: Front Entrance/Building 57/North Access Road	7:2 sFluorotelomer alcohol (7:2 FTOH)					Monitor only. calendar quarter average	Monitor only. daily maximum	nanograms per liter	once per quarter	Grab	Jan-Dec	
SD 025 Basin 1E Overflow: AR/BML 002/1E-01, 1E-02, 1F-01, 1G-02, AM-01: Front Entrance/Building 57/North Access Road	Benzyltriphenylphosphonium (TPBP)					Monitor only. calendar quarter average	Monitor only. daily maximum	nanograms per liter	once per quarter	Grab	Jan-Dec	

Subject item	Parameter	Discharge limitations						Monitoring requirements				Notes
		Quantity /Loading avg.	Quantity /Loading max.	Quantity /Loading units	Quality /Conc. min.	Quality /Conc. avg.	Quality /Conc. max.	Quality/ Conc. units	Frequency	Sample type	Effective period	
SD 025 Basin 1E Overflow: AR/BML 002/1E-01, 1E-02, 1F-01, 1G-02, AM-01: Front Entrance/Building 57/North Access Road	Bisphenol AF (BPAF)					Monitor only. calendar quarter average	Monitor only. daily maximum	nanograms per liter	once per quarter	Grab	Jan-Dec	
SD 025 Basin 1E Overflow: AR/BML 002/1E-01, 1E-02, 1F-01, 1G-02, AM-01: Front Entrance/Building 57/North Access Road	Flow		Monitor only. calendar quarter total	million gallons		Monitor only. calendar quarter average	Monitor only. calendar quarter maximum	million gallons per day	once per day	Estimate	Jan-Dec	
SD 025 Basin 1E Overflow: AR/BML 002/1E-01, 1E-02, 1F-01, 1G-02, AM-01: Front Entrance/Building 57/North Access Road	Fluorine, Total Organic (TOF)					Monitor only. calendar quarter average	Monitor only. daily maximum	nanograms per liter	once per quarter	Grab	Jan-Dec	
SD 025 Basin 1E Overflow: AR/BML 002/1E-01, 1E-02, 1F-01, 1G-	Fluoro[perfluoro-2-(perfluoro-2-sulfoethoxy)propoxy]acetic acid (Hydrolyzed PSDA / 49 Byproduct					Monitor only. calendar quarter average	Monitor only. daily maximum	nanograms per liter	once per quarter	Grab	Jan-Dec	

Subject item	Parameter	Discharge limitations						Monitoring requirements			Notes	
		Quantity /Loading avg.	Quantity /Loading max.	Quantity /Loading units	Quality /Conc. min.	Quality /Conc. avg.	Quality /Conc. max.	Quality/ Conc. units	Frequency	Sample type		Effective period
02, AM-01: Front Entrance/Building 57/North Access Road	5)											
SD 025 Basin 1E Overflow: AR/BML 002/1E-01, 1E-02, 1F-01, 1G-02, AM-01: Front Entrance/Building 57/North Access Road	Lithium bis[(trifluoromethyl)sulfonyl]azanide (HQ-115 / TFSI-LI)					Monitor only. calendar quarter average	Monitor only. daily maximum	nanograms per liter	once per quarter	Grab	Jan-Dec	
SD 025 Basin 1E Overflow: AR/BML 002/1E-01, 1E-02, 1F-01, 1G-02, AM-01: Front Entrance/Building 57/North Access Road	Methane, bis[(trifluoromethyl)sulfonyl]- (MEDSULF)					Monitor only. calendar quarter average	Monitor only. daily maximum	nanograms per liter	once per quarter	Grab	Jan-Dec	
SD 025 Basin 1E Overflow: AR/BML 002/1E-01, 1E-02, 1F-01, 1G-02, AM-01: Front Entrance/Building 57/North Access Road	N,N-Bis(2-hydroxyethyl)perfluorobutanesulfonamide (FBSEE / FBSEE Diol)					Monitor only. calendar quarter average	Monitor only. daily maximum	nanograms per liter	once per quarter	Grab	Jan-Dec	

Subject item	Parameter	Discharge limitations					Monitoring requirements					Notes
		Quantity /Loading avg.	Quantity /Loading max.	Quantity /Loading units	Quality /Conc. min.	Quality /Conc. avg.	Quality /Conc. max.	Quality/ Conc. units	Frequency	Sample type	Effective period	
SD 025 Basin 1E Overflow: AR/BML 002/1E-01, 1E-02, 1F-01, 1G-02, AM-01: Front Entrance/Building 57/North Access Road	N-(2-Hydroxyethyl)-N,N-dimethyl-3-(((tridecafluorohexyl)sulfonyl)amino)propan-1-aminium (PHSA-E1)					Monitor only. calendar quarter average	Monitor only. daily maximum	nanograms per liter	once per quarter	Grab	Jan-Dec	
SD 025 Basin 1E Overflow: AR/BML 002/1E-01, 1E-02, 1F-01, 1G-02, AM-01: Front Entrance/Building 57/North Access Road	N-(3-(Dimethylamino)propyl)perfluorohexanesulfonamide (PHSA)					Monitor only. calendar quarter average	Monitor only. daily maximum	nanograms per liter	once per quarter	Grab	Jan-Dec	
SD 025 Basin 1E Overflow: AR/BML 002/1E-01, 1E-02, 1F-01, 1G-02, AM-01: Front Entrance/Building 57/North Access Road	N-(Methyl)nonafluorobutanesulfonamide (MeFBSA)					Monitor only. calendar quarter average	Monitor only. daily maximum	nanograms per liter	once per quarter	Grab	Jan-Dec	
SD 025 Basin 1E Overflow: AR/BML 002/1E-01, 1E-02, 1F-01, 1G-02, AM-01: Front Entrance/Building 57/North Access Road	N-(Perfluorobutanesulfonyl)-N-(3-dimethylaminopropyl)-3-aminopropanoic acid					Monitor only. calendar quarter average	Monitor only. daily maximum	nanograms per liter	once per quarter	Grab	Jan-Dec	

Subject item	Parameter	Discharge limitations						Monitoring requirements			Notes	
		Quantity /Loading avg.	Quantity /Loading max.	Quantity /Loading units	Quality /Conc. min.	Quality /Conc. avg.	Quality /Conc. max.	Quality/ Conc. units	Frequency	Sample type		Effective period
02, AM-01: Front Entrance/Building 57/North Access Road	(PBSA-C1)											
SD 025 Basin 1E Overflow: AR/BML 002/1E-01, 1E-02, 1F-01, 1G-02, AM-01: Front Entrance/Building 57/North Access Road	N-(Perfluorohexanesulfonyl)-N-(3-dimethylaminopropyl)-3-aminopropanoic acid (PHSA-C1)					Monitor only. calendar quarter average	Monitor only. daily maximum	nanograms per liter	once per quarter	Grab	Jan-Dec	
SD 025 Basin 1E Overflow: AR/BML 002/1E-01, 1E-02, 1F-01, 1G-02, AM-01: Front Entrance/Building 57/North Access Road	N-Ethyl-N-(2-hydroxyethyl)perfluorooctane sulfonamide (N-EtFOSE)					Monitor only. calendar quarter average	Monitor only. daily maximum	nanograms per liter	once per quarter	Grab	Jan-Dec	
SD 025 Basin 1E Overflow: AR/BML 002/1E-01, 1E-02, 1F-01, 1G-02, AM-01: Front Entrance/Building 57/North Access Road	N-Ethylperfluorooctanesulfonamide (EtFOSA / N-EtFOSA)					Monitor only. calendar quarter average	Monitor only. daily maximum	nanograms per liter	once per quarter	Grab	Jan-Dec	

Subject item	Parameter	Discharge limitations					Monitoring requirements					Notes
		Quantity /Loading avg.	Quantity /Loading max.	Quantity /Loading units	Quality /Conc. min.	Quality /Conc. avg.	Quality /Conc. max.	Quality/ Conc. units	Frequency	Sample type	Effective period	
SD 025 Basin 1E Overflow: AR/BML 002/1E-01, 1E-02, 1F-01, 1G-02, AM-01: Front Entrance/Building 57/North Access Road	N-Methyl-N-[(perfluorobutyl)sulfonyl]glycine (MeFBSAA)					Monitor only. calendar quarter average	Monitor only. daily maximum	nanograms per liter	once per quarter	Grab	Jan-Dec	
SD 025 Basin 1E Overflow: AR/BML 002/1E-01, 1E-02, 1F-01, 1G-02, AM-01: Front Entrance/Building 57/North Access Road	N-methylperfluoro-1-octanesulfonamide (MeFOSA / NMeFOSA)					Monitor only. calendar quarter average	Monitor only. daily maximum	nanograms per liter	once per quarter	Grab	Jan-Dec	
SD 025 Basin 1E Overflow: AR/BML 002/1E-01, 1E-02, 1F-01, 1G-02, AM-01: Front Entrance/Building 57/North Access Road	Perfluoro(2-((6-chlorohexyl)oxy)ethanesulfonic acid) (9Cl-PF3ONS / F53B Major)					Monitor only. calendar quarter average	Monitor only. daily maximum	nanograms per liter	once per quarter	Grab	Jan-Dec	
SD 025 Basin 1E Overflow: AR/BML 002/1E-01, 1E-02, 1F-01, 1G-	Perfluoro(4-methoxybutanoic acid) (PFECA-A / PFMBA)					Monitor only. calendar quarter average	Monitor only. daily maximum	nanograms per liter	once per quarter	Grab	Jan-Dec	

Subject item	Parameter	Discharge limitations						Monitoring requirements				Notes
		Quantity /Loading avg.	Quantity /Loading max.	Quantity /Loading units	Quality /Conc. min.	Quality /Conc. avg.	Quality /Conc. max.	Quality/ Conc. units	Frequency	Sample type	Effective period	
02, AM-01: Front Entrance/Building 57/North Access Road												
SD 025 Basin 1E Overflow: AR/BML 002/1E-01, 1E-02, 1F-01, 1G-02, AM-01: Front Entrance/Building 57/North Access Road	Perfluoro-2-(perfluoromethoxy)propanoic acid (PMPA / PFECA F)					Monitor only. calendar quarter average	Monitor only. daily maximum	nanograms per liter	once per quarter	Grab	Jan-Dec	
SD 025 Basin 1E Overflow: AR/BML 002/1E-01, 1E-02, 1F-01, 1G-02, AM-01: Front Entrance/Building 57/North Access Road	Perfluoro-2-ethoxyethanesulfonic acid (PFEESA)					Monitor only. calendar quarter average	Monitor only. daily maximum	nanograms per liter	once per quarter	Grab	Jan-Dec	
SD 025 Basin 1E Overflow: AR/BML 002/1E-01, 1E-02, 1F-01, 1G-02, AM-01: Front Entrance/Building 57/North Access Road	Perfluoro-2-ethoxypropanoic acid (PEPA)					Monitor only. calendar quarter average	Monitor only. daily maximum	nanograms per liter	once per quarter	Grab	Jan-Dec	

Subject item	Parameter	Discharge limitations					Monitoring requirements					Notes
		Quantity /Loading avg.	Quantity /Loading max.	Quantity /Loading units	Quality /Conc. min.	Quality /Conc. avg.	Quality /Conc. max.	Quality/ Conc. units	Frequency	Sample type	Effective period	
SD 025 Basin 1E Overflow: AR/BML 002/1E-01, 1E-02, 1F-01, 1G-02, AM-01: Front Entrance/Building 57/North Access Road	Perfluoro-2-methoxyacetic acid (PFMOAA)					Monitor only. calendar quarter average	Monitor only. daily maximum	nanograms per liter	once per quarter	Grab	Jan-Dec	
SD 025 Basin 1E Overflow: AR/BML 002/1E-01, 1E-02, 1F-01, 1G-02, AM-01: Front Entrance/Building 57/North Access Road	Perfluoro-2-methyl-3-oxahexanoic acid (HFPO-DA / GenX)					Monitor only. calendar quarter average	Monitor only. daily maximum	nanograms per liter	once per quarter	Grab	Jan-Dec	
SD 025 Basin 1E Overflow: AR/BML 002/1E-01, 1E-02, 1F-01, 1G-02, AM-01: Front Entrance/Building 57/North Access Road	Perfluoro-3,5,7,9,11-pentaoxadodecanoic acid (PFO5DA)					Monitor only. calendar quarter average	Monitor only. daily maximum	nanograms per liter	once per quarter	Grab	Jan-Dec	
SD 025 Basin 1E Overflow: AR/BML 002/1E-01, 1E-02, 1F-01, 1G-	Perfluoro-3,5,7,9-butaoadecanoic acid (PFO4DA)					Monitor only. calendar quarter average	Monitor only. daily maximum	nanograms per liter	once per quarter	Grab	Jan-Dec	

Subject item	Parameter	Discharge limitations						Monitoring requirements			Notes	
		Quantity /Loading avg.	Quantity /Loading max.	Quantity /Loading units	Quality /Conc. min.	Quality /Conc. avg.	Quality /Conc. max.	Quality/ Conc. units	Frequency	Sample type		Effective period
02, AM-01: Front Entrance/Building 57/North Access Road												
SD 025 Basin 1E Overflow: AR/BML 002/1E-01, 1E-02, 1F-01, 1G-02, AM-01: Front Entrance/Building 57/North Access Road	Perfluoro-3,5,7-trioxaoctanoic acid (PFO3OA)					Monitor only. calendar quarter average	Monitor only. daily maximum	nanograms per liter	once per quarter	Grab	Jan-Dec	
SD 025 Basin 1E Overflow: AR/BML 002/1E-01, 1E-02, 1F-01, 1G-02, AM-01: Front Entrance/Building 57/North Access Road	Perfluoro-3,5-dioxahexanoic acid (PFO2HxA)					Monitor only. calendar quarter average	Monitor only. daily maximum	nanograms per liter	once per quarter	Grab	Jan-Dec	
SD 025 Basin 1E Overflow: AR/BML 002/1E-01, 1E-02, 1F-01, 1G-02, AM-01: Front Entrance/Building 57/North Access Road	Perfluoro-3,6-dioxo-4-methyl-7-octene-1-sulfonic acid (PS Acid / PFESA BP 1)					Monitor only. calendar quarter average	Monitor only. daily maximum	nanograms per liter	once per quarter	Grab	Jan-Dec	

Subject item	Parameter	Discharge limitations					Monitoring requirements					Notes
		Quantity /Loading avg.	Quantity /Loading max.	Quantity /Loading units	Quality /Conc. min.	Quality /Conc. avg.	Quality /Conc. max.	Quality/ Conc. units	Frequency	Sample type	Effective period	
SD 025 Basin 1E Overflow: AR/BML 002/1E-01, 1E-02, 1F-01, 1G-02, AM-01: Front Entrance/Building 57/North Access Road	Perfluoro-3,6-dioxaheptanoic acid (PFECA-B / NFDHA)					Monitor only. calendar quarter average	Monitor only. daily maximum	nanograms per liter	once per quarter	Grab	Jan-Dec	
SD 025 Basin 1E Overflow: AR/BML 002/1E-01, 1E-02, 1F-01, 1G-02, AM-01: Front Entrance/Building 57/North Access Road	Perfluoro-3-methoxypropanoic acid (PFMPA)					Monitor only. calendar quarter average	Monitor only. daily maximum	nanograms per liter	once per quarter	Grab	Jan-Dec	
SD 025 Basin 1E Overflow: AR/BML 002/1E-01, 1E-02, 1F-01, 1G-02, AM-01: Front Entrance/Building 57/North Access Road	Perfluoro-3-[1-(ethenyloxy)propan-2-yl]oxypropanoic acid (EVE Acid)					Monitor only. calendar quarter average	Monitor only. daily maximum	nanograms per liter	once per quarter	Grab	Jan-Dec	
SD 025 Basin 1E Overflow: AR/BML 002/1E-01, 1E-02, 1F-01, 1G-02, AM-01: Front Entrance/Building 57/North Access Road	Perfluoro-4-(2-sulfoethoxy)pentanoic acid (R-PSDA / BPFESA)					Monitor only. calendar quarter average	Monitor only. daily maximum	nanograms per liter	once per quarter	Grab	Jan-Dec	

Subject item	Parameter	Discharge limitations						Monitoring requirements				Notes
		Quantity /Loading avg.	Quantity /Loading max.	Quantity /Loading units	Quality /Conc. min.	Quality /Conc. avg.	Quality /Conc. max.	Quality/ Conc. units	Frequency	Sample type	Effective period	
02, AM-01: Front Entrance/Building 57/North Access Road												
SD 025 Basin 1E Overflow: AR/BML 002/1E-01, 1E-02, 1F-01, 1G-02, AM-01: Front Entrance/Building 57/North Access Road	Perfluoro-4-isopropoxybutanoic acid (PFECA-G)					Monitor only. calendar quarter average	Monitor only. daily maximum	nanograms per liter	once per quarter	Grab	Jan-Dec	
SD 025 Basin 1E Overflow: AR/BML 002/1E-01, 1E-02, 1F-01, 1G-02, AM-01: Front Entrance/Building 57/North Access Road	Perfluorobutane-1-sulfonic acid (PFBSi)					Monitor only. calendar quarter average	Monitor only. daily maximum	nanograms per liter	once per quarter	Grab	Jan-Dec	
SD 025 Basin 1E Overflow: AR/BML 002/1E-01, 1E-02, 1F-01, 1G-02, AM-01: Front Entrance/Building 57/North Access Road	Perfluorobutane-1-sulfonamidoethanol (FBSE)					Monitor only. calendar quarter average	Monitor only. daily maximum	nanograms per liter	once per quarter	Grab	Jan-Dec	

Subject item	Parameter	Discharge limitations					Monitoring requirements					Notes
		Quantity /Loading avg.	Quantity /Loading max.	Quantity /Loading units	Quality /Conc. min.	Quality /Conc. avg.	Quality /Conc. max.	Quality/ Conc. units	Frequency	Sample type	Effective period	
SD 025 Basin 1E Overflow: AR/BML 002/1E-01, 1E-02, 1F-01, 1G-02, AM-01: Front Entrance/Building 57/North Access Road	Perfluorobutane-N-(3-(dimethylamino)propyl)-1-sulfonamide sulfonamido amine (PBSA)					Monitor only. calendar quarter average	Monitor only. daily maximum	nanograms per liter	once per quarter	Grab	Jan-Dec	
SD 025 Basin 1E Overflow: AR/BML 002/1E-01, 1E-02, 1F-01, 1G-02, AM-01: Front Entrance/Building 57/North Access Road	Perfluorobutanesulfonamide (FBSA)					Monitor only. calendar quarter average	Monitor only. daily maximum	nanograms per liter	once per quarter	Grab	Jan-Dec	
SD 025 Basin 1E Overflow: AR/BML 002/1E-01, 1E-02, 1F-01, 1G-02, AM-01: Front Entrance/Building 57/North Access Road	Perfluorobutanesulfonic acid (PFBS)					Monitor only. calendar quarter average	Monitor only. daily maximum	nanograms per liter	once per quarter	Grab	Jan-Dec	
SD 025 Basin 1E Overflow: AR/BML 002/1E-01, 1E-02, 1F-01, 1G-	Perfluorobutanoic acid (PFBA)					Monitor only. calendar quarter average	Monitor only. daily maximum	nanograms per liter	once per quarter	Grab	Jan-Dec	

Subject item	Parameter	Discharge limitations						Monitoring requirements				Notes
		Quantity /Loading avg.	Quantity /Loading max.	Quantity /Loading units	Quality /Conc. min.	Quality /Conc. avg.	Quality /Conc. max.	Quality/ Conc. units	Frequency	Sample type	Effective period	
02, AM-01: Front Entrance/Building 57/North Access Road												
SD 025 Basin 1E Overflow: AR/BML 002/1E-01, 1E-02, 1F-01, 1G-02, AM-01: Front Entrance/Building 57/North Access Road	Perfluorodecanesulfonic acid (PFDS)					Monitor only. calendar quarter average	Monitor only. daily maximum	nanograms per liter	once per quarter	Grab	Jan-Dec	
SD 025 Basin 1E Overflow: AR/BML 002/1E-01, 1E-02, 1F-01, 1G-02, AM-01: Front Entrance/Building 57/North Access Road	Perfluorodecanoic acid (PFDA)					Monitor only. calendar quarter average	Monitor only. daily maximum	nanograms per liter	once per quarter	Grab	Jan-Dec	
SD 025 Basin 1E Overflow: AR/BML 002/1E-01, 1E-02, 1F-01, 1G-02, AM-01: Front Entrance/Building 57/North Access Road	Perfluorododecanesulfonic acid (PFDoS)					Monitor only. calendar quarter average	Monitor only. daily maximum	nanograms per liter	once per quarter	Grab	Jan-Dec	

Subject item	Parameter	Discharge limitations					Monitoring requirements					Notes
		Quantity /Loading avg.	Quantity /Loading max.	Quantity /Loading units	Quality /Conc. min.	Quality /Conc. avg.	Quality /Conc. max.	Quality/ Conc. units	Frequency	Sample type	Effective period	
SD 025 Basin 1E Overflow: AR/BML 002/1E-01, 1E-02, 1F-01, 1G-02, AM-01: Front Entrance/Building 57/North Access Road	Perfluorododecanoic acid (PFDoA)					Monitor only. calendar quarter average	Monitor only. daily maximum	nanograms per liter	once per quarter	Grab	Jan-Dec	
SD 025 Basin 1E Overflow: AR/BML 002/1E-01, 1E-02, 1F-01, 1G-02, AM-01: Front Entrance/Building 57/North Access Road	Perfluoroethanesulfonic acid (PFES / PFETs)					Monitor only. calendar quarter average	Monitor only. daily maximum	nanograms per liter	once per quarter	Grab	Jan-Dec	
SD 025 Basin 1E Overflow: AR/BML 002/1E-01, 1E-02, 1F-01, 1G-02, AM-01: Front Entrance/Building 57/North Access Road	Perfluoroheptanesulfonic acid (PFHpS)					Monitor only. calendar quarter average	Monitor only. daily maximum	nanograms per liter	once per quarter	Grab	Jan-Dec	
SD 025 Basin 1E Overflow: AR/BML 002/1E-01, 1E-02, 1F-01, 1G-02, AM-01: Front Entrance/Building 57/North Access Road	Perfluoroheptanoic acid (PFHpA)					Monitor only. calendar quarter average	Monitor only. daily maximum	nanograms per liter	once per quarter	Grab	Jan-Dec	

Subject item	Parameter	Discharge limitations						Monitoring requirements			Notes	
		Quantity /Loading avg.	Quantity /Loading max.	Quantity /Loading units	Quality /Conc. min.	Quality /Conc. avg.	Quality /Conc. max.	Quality/ Conc. units	Frequency	Sample type		Effective period
02, AM-01: Front Entrance/Building 57/North Access Road												
SD 025 Basin 1E Overflow: AR/BML 002/1E-01, 1E-02, 1F-01, 1G-02, AM-01: Front Entrance/Building 57/North Access Road	Perfluorohexadecanoic acid (PFHxDA)					Monitor only. calendar quarter average	Monitor only. daily maximum	nanograms per liter	once per quarter	Grab	Jan-Dec	
SD 025 Basin 1E Overflow: AR/BML 002/1E-01, 1E-02, 1F-01, 1G-02, AM-01: Front Entrance/Building 57/North Access Road	Perfluorohexanesulfonamide (PFHxSA)					Monitor only. calendar quarter average	Monitor only. daily maximum	nanograms per liter	once per quarter	Grab	Jan-Dec	
SD 025 Basin 1E Overflow: AR/BML 002/1E-01, 1E-02, 1F-01, 1G-02, AM-01: Front Entrance/Building 57/North Access Road	Perfluorohexanesulfonic acid (PFH1S / PFHS / PFHxS)					Monitor only. calendar quarter average	Monitor only. daily maximum	nanograms per liter	once per quarter	Grab	Jan-Dec	

Subject item	Parameter	Discharge limitations					Monitoring requirements					Notes
		Quantity /Loading avg.	Quantity /Loading max.	Quantity /Loading units	Quality /Conc. min.	Quality /Conc. avg.	Quality /Conc. max.	Quality/ Conc. units	Frequency	Sample type	Effective period	
SD 025 Basin 1E Overflow: AR/BML 002/1E-01, 1E-02, 1F-01, 1G-02, AM-01: Front Entrance/Building 57/North Access Road	Perfluorohexanoic acid (PFHxA)					Monitor only. calendar quarter average	Monitor only. daily maximum	nanograms per liter	once per quarter	Grab	Jan-Dec	
SD 025 Basin 1E Overflow: AR/BML 002/1E-01, 1E-02, 1F-01, 1G-02, AM-01: Front Entrance/Building 57/North Access Road	Perfluorononanesulfonic acid (PFNS)					Monitor only. calendar quarter average	Monitor only. daily maximum	nanograms per liter	once per quarter	Grab	Jan-Dec	
SD 025 Basin 1E Overflow: AR/BML 002/1E-01, 1E-02, 1F-01, 1G-02, AM-01: Front Entrance/Building 57/North Access Road	Perfluorononanoic acid (PFNA)					Monitor only. calendar quarter average	Monitor only. daily maximum	nanograms per liter	once per quarter	Grab	Jan-Dec	
SD 025 Basin 1E Overflow: AR/BML 002/1E-01, 1E-02, 1F-01, 1G-02, AM-01: Front Entrance/Building 57/North Access Road	Perfluorooctadecanoic acid (PFODA)					Monitor only. calendar quarter average	Monitor only. daily maximum	nanograms per liter	once per quarter	Grab	Jan-Dec	

Subject item	Parameter	Discharge limitations						Monitoring requirements				Notes
		Quantity /Loading avg.	Quantity /Loading max.	Quantity /Loading units	Quality /Conc. min.	Quality /Conc. avg.	Quality /Conc. max.	Quality/ Conc. units	Frequency	Sample type	Effective period	
02, AM-01: Front Entrance/Building 57/North Access Road												
SD 025 Basin 1E Overflow: AR/BML 002/1E-01, 1E-02, 1F-01, 1G-02, AM-01: Front Entrance/Building 57/North Access Road	Perfluorooctanesulfonamide (PFOSA / FOSA)					Monitor only. calendar quarter average	Monitor only. daily maximum	nanograms per liter	once per quarter	Grab	Jan-Dec	
SD 025 Basin 1E Overflow: AR/BML 002/1E-01, 1E-02, 1F-01, 1G-02, AM-01: Front Entrance/Building 57/North Access Road	Perfluorooctanesulfonic acid (PFOS)					Monitor only. calendar quarter average	Monitor only. daily maximum	nanograms per liter	once per quarter	Grab	Jan-Dec	
SD 025 Basin 1E Overflow: AR/BML 002/1E-01, 1E-02, 1F-01, 1G-02, AM-01: Front Entrance/Building 57/North Access Road	Perfluorooctanoic acid (PFOA)					Monitor only. calendar quarter average	Monitor only. daily maximum	nanograms per liter	once per quarter	Grab	Jan-Dec	

Subject item	Parameter	Discharge limitations					Monitoring requirements					Notes
		Quantity /Loading avg.	Quantity /Loading max.	Quantity /Loading units	Quality /Conc. min.	Quality /Conc. avg.	Quality /Conc. max.	Quality/ Conc. units	Frequency	Sample type	Effective period	
SD 025 Basin 1E Overflow: AR/BML 002/1E-01, 1E-02, 1F-01, 1G-02, AM-01: Front Entrance/Building 57/North Access Road	Perfluoropentanesulfonic acid (PFPeS)					Monitor only. calendar quarter average	Monitor only. daily maximum	nanograms per liter	once per quarter	Grab	Jan-Dec	
SD 025 Basin 1E Overflow: AR/BML 002/1E-01, 1E-02, 1F-01, 1G-02, AM-01: Front Entrance/Building 57/North Access Road	Perfluoropentanoic acid (PFPeA)					Monitor only. calendar quarter average	Monitor only. daily maximum	nanograms per liter	once per quarter	Grab	Jan-Dec	
SD 025 Basin 1E Overflow: AR/BML 002/1E-01, 1E-02, 1F-01, 1G-02, AM-01: Front Entrance/Building 57/North Access Road	Perfluoropropanesulfonic acid (PFPrS)					Monitor only. calendar quarter average	Monitor only. daily maximum	nanograms per liter	once per quarter	Grab	Jan-Dec	
SD 025 Basin 1E Overflow: AR/BML 002/1E-01, 1E-02, 1F-01, 1G-	Perfluoropropanoic acid (PFPA / PFPrA)					Monitor only. calendar quarter average	Monitor only. daily maximum	nanograms per liter	once per quarter	Grab	Jan-Dec	

Subject item	Parameter	Discharge limitations						Monitoring requirements				Notes
		Quantity /Loading avg.	Quantity /Loading max.	Quantity /Loading units	Quality /Conc. min.	Quality /Conc. avg.	Quality /Conc. max.	Quality/ Conc. units	Frequency	Sample type	Effective period	
02, AM-01: Front Entrance/Building 57/North Access Road												
SD 025 Basin 1E Overflow: AR/BML 002/1E-01, 1E-02, 1F-01, 1G-02, AM-01: Front Entrance/Building 57/North Access Road	Perfluorotetradecanoic acid (PFTeDA / PFTeA / PFTA)					Monitor only. calendar quarter average	Monitor only. daily maximum	nanograms per liter	once per quarter	Grab	Jan-Dec	
SD 025 Basin 1E Overflow: AR/BML 002/1E-01, 1E-02, 1F-01, 1G-02, AM-01: Front Entrance/Building 57/North Access Road	Perfluorotridecanoic acid (PFTrA / PFTrDA)					Monitor only. calendar quarter average	Monitor only. daily maximum	nanograms per liter	once per quarter	Grab	Jan-Dec	
SD 025 Basin 1E Overflow: AR/BML 002/1E-01, 1E-02, 1F-01, 1G-02, AM-01: Front Entrance/Building 57/North Access Road	Perfluoroundecanoic acid (PFUnA)					Monitor only. calendar quarter average	Monitor only. daily maximum	nanograms per liter	once per quarter	Grab	Jan-Dec	

Subject item	Parameter	Discharge limitations					Monitoring requirements					Notes
		Quantity /Loading avg.	Quantity /Loading max.	Quantity /Loading units	Quality /Conc. min.	Quality /Conc. avg.	Quality /Conc. max.	Quality/ Conc. units	Frequency	Sample type	Effective period	
SD 025 Basin 1E Overflow: AR/BML 002/1E-01, 1E-02, 1F-01, 1G-02, AM-01: Front Entrance/Building 57/North Access Road	Potassium 2,2,3,3-tetrafluoropropanoate (2233-TFPA)					Monitor only. calendar quarter average	Monitor only. daily maximum	nanograms per liter	once per quarter	Grab	Jan-Dec	
SD 025 Basin 1E Overflow: AR/BML 002/1E-01, 1E-02, 1F-01, 1G-02, AM-01: Front Entrance/Building 57/North Access Road	Potassium N,N-bis(perfluorobutanesulfonyl)amide (DBI)					Monitor only. calendar quarter average	Monitor only. daily maximum	nanograms per liter	once per quarter	Grab	Jan-Dec	
SD 025 Basin 1E Overflow: AR/BML 002/1E-01, 1E-02, 1F-01, 1G-02, AM-01: Front Entrance/Building 57/North Access Road	Potassium perfluoro-4-ethylcyclohexanesulfonate (PECHS / PFECHS)					Monitor only. calendar quarter average	Monitor only. daily maximum	nanograms per liter	once per quarter	Grab	Jan-Dec	
SD 025 Basin 1E Overflow: AR/BML 002/1E-01, 1E-02, 1F-01, 1G-02, AM-01: Front Entrance/Building 57/North Access Road	Sodium 1,1,2,2-tetrafluoro-2-(1,2,2,2-tetrafluoroethoxy)ethane-1-sulfonate (NVHOS)					Monitor only. calendar quarter average	Monitor only. daily maximum	nanograms per liter	once per quarter	Grab	Jan-Dec	

Subject item	Parameter	Discharge limitations						Monitoring requirements			Notes	
		Quantity /Loading avg.	Quantity /Loading max.	Quantity /Loading units	Quality /Conc. min.	Quality /Conc. avg.	Quality /Conc. max.	Quality/ Conc. units	Frequency	Sample type		Effective period
02, AM-01: Front Entrance/Building 57/North Access Road												
SD 025 Basin 1E Overflow: AR/BML 002/1E-01, 1E-02, 1F-01, 1G-02, AM-01: Front Entrance/Building 57/North Access Road	Solids, Total Suspended (TSS)					Monitor only. calendar year average intervention-qtr		milligrams per liter	once per quarter	Grab	Jan-Dec	The intervention limit is 100 mg/L. If this limit is exceeded, the Permittee shall refer to the Industrial Stormwater section of this permit.
SD 025 Basin 1E Overflow: AR/BML 002/1E-01, 1E-02, 1F-01, 1G-02, AM-01: Front Entrance/Building 57/North Access Road	Trifluoroacetic acid (TFA)					Monitor only. calendar quarter average	Monitor only. daily maximum	nanograms per liter	once per quarter	Grab	Jan-Dec	
SD 025 Basin 1E Overflow: AR/BML 002/1E-01, 1E-02, 1F-01, 1G-02, AM-01: Front Entrance/Building 57/North Access Road	Trifluoromethanesulfonic acid (TFMS / PFMeS)					Monitor only. calendar quarter average	Monitor only. daily maximum	nanograms per liter	once per quarter	Grab	Jan-Dec	

Subject item	Parameter	Discharge limitations						Monitoring requirements				Notes
		Quantity /Loading avg.	Quantity /Loading max.	Quantity /Loading units	Quality /Conc. min.	Quality /Conc. avg.	Quality /Conc. max.	Quality/ Conc. units	Frequency	Sample type	Effective period	
SD 025 Basin 1E Overflow: AR/BML 002/1E-01, 1E-02, 1F-01, 1G-02, AM-01: Front Entrance/Building 57/North Access Road	[3-(Heptadecafluorooctyl sulfonylamino)propyl] dimethylamine N-oxide (AOF)					Monitor only. calendar quarter average	Monitor only. daily maximum	nanograms per liter	once per quarter	Grab	Jan-Dec	
SW 001 UEC-5: Unnamed Creek Upstream of Discharge												
SW 001 UEC-5: Unnamed Creek Upstream of Discharge	(Perfluorobutyl) sulfonamido acetic acid (FBSAA)					Monitor only. calendar quarter average	Monitor only. daily maximum	nanograms per liter	once per quarter	Grab	Jan-Dec	
SW 001 UEC-5: Unnamed Creek Upstream of Discharge	1,1,2,2-Tetrafluoro-2-[[[1,1,1,2,3,3,4,4-octafluorobutan-2-yl)oxy]ethane-1-sulfonic acid (R-PSDCA / Byproduct 6)					Monitor only. calendar quarter average	Monitor only. daily maximum	nanograms per liter	once per quarter	Grab	Jan-Dec	
SW 001 UEC-5: Unnamed Creek Upstream of Discharge	10:2 Fluorotelomer sulfonic acid (10:2 FTSA)					Monitor only. calendar quarter average	Monitor only. daily maximum	nanograms per liter	once per quarter	Grab	Jan-Dec	
SW 001 UEC-5: Unnamed Creek Upstream of Discharge	11-Chloroperfluoro-3-oxaundecanesulfonic acid (11Cl-PF3OUdS / F-53B Minor)					Monitor only. calendar quarter average	Monitor only. daily maximum	nanograms per liter	once per quarter	Grab	Jan-Dec	
SW 001 UEC-5: Unnamed Creek	2,2'-(((Nonafluorobutyl)sulf					Monitor only.	Monitor only. daily	nanograms per liter	once per quarter	Grab	Jan-Dec	

Subject item	Parameter	Discharge limitations					Monitoring requirements					Notes
		Quantity /Loading avg.	Quantity /Loading max.	Quantity /Loading units	Quality /Conc. min.	Quality /Conc. avg.	Quality /Conc. max.	Quality/ Conc. units	Frequency	Sample type	Effective period	
Upstream of Discharge	onyl)imino)diacetic acid (FBSEE diacid)					calendar quarter average	maximum					
SW 001 UEC-5: Unnamed Creek Upstream of Discharge	2,2,3,3-Tetrafluoro-3-methoxypropanoic acid (MTP)					Monitor only. calendar quarter average	Monitor only. daily maximum	nanograms per liter	once per quarter	Grab	Jan-Dec	
SW 001 UEC-5: Unnamed Creek Upstream of Discharge	2,2,3,3-Tetrafluoro-3-[1,1,1,2,3,3-hexafluoro-3-(1,2,2,2-tetrafluoroethoxy)propan-2-yl]oxypropanoic acid (Hydro-EVE Acid)					Monitor only. calendar quarter average	Monitor only. daily maximum	nanograms per liter	once per quarter	Grab	Jan-Dec	
SW 001 UEC-5: Unnamed Creek Upstream of Discharge	2,3,3,3-Tetrafluoro-2-(trifluoromethyl)propanamide (PIBA)					Monitor only. calendar quarter average	Monitor only. daily maximum	nanograms per liter	once per quarter	Grab	Jan-Dec	
SW 001 UEC-5: Unnamed Creek Upstream of Discharge	2,3,3,3-Tetrafluoropropanoic acid (2333-TFPA)					Monitor only. calendar quarter average	Monitor only. daily maximum	nanograms per liter	once per quarter	Grab	Jan-Dec	
SW 001 UEC-5: Unnamed Creek Upstream of Discharge	2-(N-(Perfluorobutylsulfonyl)-N-methylamino)ethanol (MeFBSE)					Monitor only. calendar quarter average	Monitor only. daily maximum	nanograms per liter	once per quarter	Grab	Jan-Dec	
SW 001 UEC-5: Unnamed Creek Upstream of Discharge	2-(N-Ethylperfluorooctanesulfonamido)acetic acid (N-EtFOSAA / NEtFOSAA / EtFOSAA)					Monitor only. calendar quarter average	Monitor only. daily maximum	nanograms per liter	once per quarter	Grab	Jan-Dec	

Subject item	Parameter	Discharge limitations					Monitoring requirements					Notes
		Quantity /Loading avg.	Quantity /Loading max.	Quantity /Loading units	Quality /Conc. min.	Quality /Conc. avg.	Quality /Conc. max.	Quality/ Conc. units	Frequency	Sample type	Effective period	
SW 001 UEC-5: Unnamed Creek Upstream of Discharge	2-(N-methylperfluoro-1-octanesulfonamido)ethanol (NMeFOSE)					Monitor only. calendar quarter average	Monitor only. daily maximum	nanograms per liter	once per quarter	Grab	Jan-Dec	
SW 001 UEC-5: Unnamed Creek Upstream of Discharge	2-(N-Methylperfluorooctanesulfonamido)acetic acid (N-MeFOSAA / NMeFOSAA / MeFOSAA)					Monitor only. calendar quarter average	Monitor only. daily maximum	nanograms per liter	once per quarter	Grab	Jan-Dec	
SW 001 UEC-5: Unnamed Creek Upstream of Discharge	2-(Perfluorodecyl)ethanoic acid (10:2 FTCA / FDEA)					Monitor only. calendar quarter average	Monitor only. daily maximum	nanograms per liter	once per quarter	Grab	Jan-Dec	
SW 001 UEC-5: Unnamed Creek Upstream of Discharge	2-(Perfluorodecyl)ethanol (10:2 FTOH)					Monitor only. calendar quarter average	Monitor only. daily maximum	nanograms per liter	once per quarter	Grab	Jan-Dec	
SW 001 UEC-5: Unnamed Creek Upstream of Discharge	2-(Perfluorohexyl)ethanoic acid (6:2 FTCA / FHEA)					Monitor only. calendar quarter average	Monitor only. daily maximum	nanograms per liter	once per quarter	Grab	Jan-Dec	
SW 001 UEC-5: Unnamed Creek Upstream of Discharge	2-(Perfluorohexyl)ethanol (6:2 FTOH)					Monitor only. calendar quarter average	Monitor only. daily maximum	nanograms per liter	once per quarter	Grab	Jan-Dec	
SW 001 UEC-5: Unnamed Creek Upstream of	2-(Perfluorooctyl)ethanoic acid (8:2 FTCA)					Monitor only. calendar	Monitor only. daily maximum	nanograms per liter	once per quarter	Grab	Jan-Dec	

Subject item	Parameter	Discharge limitations					Monitoring requirements					Notes
		Quantity /Loading avg.	Quantity /Loading max.	Quantity /Loading units	Quality /Conc. min.	Quality /Conc. avg.	Quality /Conc. max.	Quality/ Conc. units	Frequency	Sample type	Effective period	
Discharge						quarter average						
SW 001 UEC-5: Unnamed Creek Upstream of Discharge	2-(Perfluorooctyl)ethanol (8:2 FTOH)					Monitor only. calendar quarter average	Monitor only. daily maximum	nanograms per liter	once per quarter	Grab	Jan-Dec	
SW 001 UEC-5: Unnamed Creek Upstream of Discharge	2H,2H,3H,3H-Perfluorooctanoic acid (5:3 FTCA)					Monitor only. calendar quarter average	Monitor only. daily maximum	nanograms per liter	once per quarter	Grab	Jan-Dec	
SW 001 UEC-5: Unnamed Creek Upstream of Discharge	2H-Perfluoro-2-decenoic acid (8:2 FTUCA)					Monitor only. calendar quarter average	Monitor only. daily maximum	nanograms per liter	once per quarter	Grab	Jan-Dec	
SW 001 UEC-5: Unnamed Creek Upstream of Discharge	2H-Perfluoro-2-dodecenoate (10:2 FTUCA)					Monitor only. calendar quarter average	Monitor only. daily maximum	nanograms per liter	once per quarter	Grab	Jan-Dec	
SW 001 UEC-5: Unnamed Creek Upstream of Discharge	2H-Perfluoro-2-octenoic acid (6:2) (6:2 FTUCA)					Monitor only. calendar quarter average	Monitor only. daily maximum	nanograms per liter	once per quarter	Grab	Jan-Dec	
SW 001 UEC-5: Unnamed Creek Upstream of Discharge	3-((3-((2-Carboxyethyl)((tridecafluorohexyl)sulfonyl)amino)propyl)(dimethyl)azaniumyl)propanoate (PHSA-DC)					Monitor only. calendar quarter average	Monitor only. daily maximum	nanograms per liter	once per quarter	Grab	Jan-Dec	
SW 001 UEC-5:	3-((3-((2-					Monitor	Monitor	nanograms	once per	Grab	Jan-Dec	

Subject item	Parameter	Discharge limitations						Monitoring requirements				Notes
		Quantity /Loading avg.	Quantity /Loading max.	Quantity /Loading units	Quality /Conc. min.	Quality /Conc. avg.	Quality /Conc. max.	Quality/ Conc. units	Frequency	Sample type	Effective period	
Unnamed Creek Upstream of Discharge	Hydroxyethyl(dimethyl)azaniumyl)propyl)((p erfluorobutyl)sulfonyl) amino)propane-1-sulfonate (PBSA-S1)					only. calendar quarter average	only. daily maximum	per liter	quarter			
SW 001 UEC-5: Unnamed Creek Upstream of Discharge	3-((3-((N-(2-Carboxyethyl)-perfluorobutyl)sulfonamido)propyl)-dimethylammonio)propanoate (PBSA-DC)					Monitor only. calendar quarter average	Monitor only. daily maximum	nanograms per liter	once per quarter	Grab	Jan-Dec	
SW 001 UEC-5: Unnamed Creek Upstream of Discharge	3-(Dimethyl(3-(((tridecafluorohexyl)sulfonyl)amino)propyl)azaniumyl)-2-hydroxypropane-1-sulfonate (PHSA-OH1)					Monitor only. calendar quarter average	Monitor only. daily maximum	nanograms per liter	once per quarter	Grab	Jan-Dec	
SW 001 UEC-5: Unnamed Creek Upstream of Discharge	3-(Dimethyl(3-(((tridecafluorohexyl)sulfonyl)amino)propyl)azaniumyl)propanoate (PHSA-C2)					Monitor only. calendar quarter average	Monitor only. daily maximum	nanograms per liter	once per quarter	Grab	Jan-Dec	
SW 001 UEC-5: Unnamed Creek Upstream of Discharge	3-(Perfluoroheptyl)propanoic acid (7:3 FTCA)					Monitor only. calendar quarter average	Monitor only. daily maximum	nanograms per liter	once per quarter	Grab	Jan-Dec	
SW 001 UEC-5: Unnamed Creek Upstream of Discharge	3-(3-[(2-Hydroxyethyl)(dimethyl)azaniumyl]propyl][(perfluorohexyl)sulfonyl]amino)-1-propanesulfonate (PHSA-S1)					Monitor only. calendar quarter average	Monitor only. daily maximum	nanograms per liter	once per quarter	Grab	Jan-Dec	
SW 001 UEC-5:	3-[[3-					Monitor	Monitor	nanograms	once per	Grab	Jan-Dec	

Subject item	Parameter	Discharge limitations						Monitoring requirements				Notes
		Quantity /Loading avg.	Quantity /Loading max.	Quantity /Loading units	Quality /Conc. min.	Quality /Conc. avg.	Quality /Conc. max.	Quality/ Conc. units	Frequency	Sample type	Effective period	
Unnamed Creek Upstream of Discharge	(Dimethylamino)propyl [(1,1,2,2,3,3,4,4,5,5,6,6,6-tridecafluorohexyl)sulfonyl]amino]-1-propanesulfonic acid (PHSA-S3)					only. calendar quarter average	only. daily maximum	per liter	quarter			
SW 001 UEC-5: Unnamed Creek Upstream of Discharge	3:3 Fluorotelomer carboxylic acid (3:3 FTCA)					Monitor only. calendar quarter average	Monitor only. daily maximum	nanograms per liter	once per quarter	Grab	Jan-Dec	
SW 001 UEC-5: Unnamed Creek Upstream of Discharge	4,8-Dioxa-3H-perfluorononanoic acid (ADONA)					Monitor only. calendar quarter average	Monitor only. daily maximum	nanograms per liter	once per quarter	Grab	Jan-Dec	
SW 001 UEC-5: Unnamed Creek Upstream of Discharge	4-(2-Carboxy-1,1,2,2-tetrafluoroethoxy)-perfluoropentanoic acid (R-EVE)					Monitor only. calendar quarter average	Monitor only. daily maximum	nanograms per liter	once per quarter	Grab	Jan-Dec	
SW 001 UEC-5: Unnamed Creek Upstream of Discharge	4:2 Fluorotelomer alcohol (4:2 FTOH)					Monitor only. calendar quarter average	Monitor only. daily maximum	nanograms per liter	once per quarter	Grab	Jan-Dec	
SW 001 UEC-5: Unnamed Creek Upstream of Discharge	4H-Perfluorobutanoic acid (4H-PFBA)					Monitor only. calendar quarter average	Monitor only. daily maximum	nanograms per liter	once per quarter	Grab	Jan-Dec	
SW 001 UEC-5: Unnamed Creek Upstream of	5-(1,2,2,2-Tetrafluoro)ethoxy-perfluoro-3-oxa-4-					Monitor only. calendar	Monitor only. daily maximum	nanograms per liter	once per quarter	Grab	Jan-Dec	

Subject item	Parameter	Discharge limitations						Monitoring requirements				Notes
		Quantity /Loading avg.	Quantity /Loading max.	Quantity /Loading units	Quality /Conc. min.	Quality /Conc. avg.	Quality /Conc. max.	Quality/ Conc. units	Frequency	Sample type	Effective period	
Discharge	methylopentanesulfonic acid (Hydro-PS Acid / PFESA BP 2)					quarter average						
SW 001 UEC-5: Unnamed Creek Upstream of Discharge	6:2 Fluorotelomer sulfonic acid (6:2 FTS)					Monitor only. calendar quarter average	Monitor only. daily maximum	nanograms per liter	once per quarter	Grab	Jan-Dec	
SW 001 UEC-5: Unnamed Creek Upstream of Discharge	7:2 sFluorotelomer alcohol (7:2 FTOH)					Monitor only. calendar quarter average	Monitor only. daily maximum	nanograms per liter	once per quarter	Grab	Jan-Dec	
SW 001 UEC-5: Unnamed Creek Upstream of Discharge	Benzyltriphenylphosphonium (TPBP)					Monitor only. calendar quarter average	Monitor only. daily maximum	nanograms per liter	once per quarter	Grab	Jan-Dec	
SW 001 UEC-5: Unnamed Creek Upstream of Discharge	Bisphenol AF (BPAF)					Monitor only. calendar quarter average	Monitor only. daily maximum	nanograms per liter	once per quarter	Grab	Jan-Dec	
SW 001 UEC-5: Unnamed Creek Upstream of Discharge Phase 2	Flow		Monitor only. calendar quarter total	million gallons		Monitor only. calendar quarter average	Monitor only. calendar quarter maximum	million gallons per day	once per day	Measurement, Continuous	Jan-Dec	
SW 001 UEC-5: Unnamed Creek Upstream of Discharge Phase 3	Flow		Monitor only. calendar quarter total	million gallons		Monitor only. calendar quarter average	Monitor only. calendar quarter maximum	million gallons per day	once per day	Measurement, Continuous	Jan-Dec	
SW 001 UEC-5:	Flow		Monitor	million		Monitor	Monitor	million	once per	Measurement,	Jan-Dec	

Subject item	Parameter	Discharge limitations						Monitoring requirements				Notes
		Quantity /Loading avg.	Quantity /Loading max.	Quantity /Loading units	Quality /Conc. min.	Quality /Conc. avg.	Quality /Conc. max.	Quality/ Conc. units	Frequency	Sample type	Effective period	
Unnamed Creek Upstream of Discharge Phase 4			only. calendar quarter total	gallons		only. calendar quarter average	only. calendar quarter maximum	gallons per day	day	Continuous		
SW 001 UEC-5: Unnamed Creek Upstream of Discharge	Fluorine, Total Organic (TOF)					Monitor only. calendar quarter average	Monitor only. daily maximum	nanograms per liter	once per quarter	Grab	Jan-Dec	
SW 001 UEC-5: Unnamed Creek Upstream of Discharge	Fluoro[perfluoro-2-(perfluoro-2-sulfoethoxy)propoxy]acetic acid (Hydrolyzed PSDA / 49 Byproduct 5)					Monitor only. calendar quarter average	Monitor only. daily maximum	nanograms per liter	once per quarter	Grab	Jan-Dec	
SW 001 UEC-5: Unnamed Creek Upstream of Discharge	Lithium bis[(trifluoromethyl)sulfonyl]azanide (HQ-115 / TFSI-LI)					Monitor only. calendar quarter average	Monitor only. daily maximum	nanograms per liter	once per quarter	Grab	Jan-Dec	
SW 001 UEC-5: Unnamed Creek Upstream of Discharge	Methane, bis[(trifluoromethyl)sulfonyl]- (MEDSULF)					Monitor only. calendar quarter average	Monitor only. daily maximum	nanograms per liter	once per quarter	Grab	Jan-Dec	
SW 001 UEC-5: Unnamed Creek Upstream of Discharge	N,N-Bis(2-hydroxyethyl)perfluorobutanesulfonamide (FBSEE / FBSEE Diol)					Monitor only. calendar quarter average	Monitor only. daily maximum	nanograms per liter	once per quarter	Grab	Jan-Dec	
SW 001 UEC-5: Unnamed Creek Upstream of Discharge	N-(2-Hydroxyethyl)-N,N-dimethyl-3-(((tridecafluorohexyl)sulfonyl)amino)propan-1-aminium (PHSA-E1)					Monitor only. calendar quarter average	Monitor only. daily maximum	nanograms per liter	once per quarter	Grab	Jan-Dec	

Subject item	Parameter	Discharge limitations						Monitoring requirements				Notes
		Quantity /Loading avg.	Quantity /Loading max.	Quantity /Loading units	Quality /Conc. min.	Quality /Conc. avg.	Quality /Conc. max.	Quality/ Conc. units	Frequency	Sample type	Effective period	
SW 001 UEC-5: Unnamed Creek Upstream of Discharge	N-(3-(Dimethylamino)propyl) perfluorohexane sulfonamide (PHSA)					Monitor only. calendar quarter average	Monitor only. daily maximum	nanograms per liter	once per quarter	Grab	Jan-Dec	
SW 001 UEC-5: Unnamed Creek Upstream of Discharge	N-(Methyl)nonafluorobutanesulfonamide (MeFBSA)					Monitor only. calendar quarter average	Monitor only. daily maximum	nanograms per liter	once per quarter	Grab	Jan-Dec	
SW 001 UEC-5: Unnamed Creek Upstream of Discharge	N-(Perfluorobutanesulfonyl)-N-(3-dimethylaminopropyl)-3-aminopropanoic acid (PBSA-C1)					Monitor only. calendar quarter average	Monitor only. daily maximum	nanograms per liter	once per quarter	Grab	Jan-Dec	
SW 001 UEC-5: Unnamed Creek Upstream of Discharge	N-(Perfluorohexanesulfonyl)-N-(3-dimethylaminopropyl)-3-aminopropanoic acid (PHSA-C1)					Monitor only. calendar quarter average	Monitor only. daily maximum	nanograms per liter	once per quarter	Grab	Jan-Dec	
SW 001 UEC-5: Unnamed Creek Upstream of Discharge	N-Ethyl-N-(2-hydroxyethyl)perfluorooctane sulfonamide (N-EtFOSE)					Monitor only. calendar quarter average	Monitor only. daily maximum	nanograms per liter	once per quarter	Grab	Jan-Dec	
SW 001 UEC-5: Unnamed Creek Upstream of Discharge	N-Ethylperfluorooctanesulfonamide (EtFOSA / N-EtFOSA)					Monitor only. calendar quarter average	Monitor only. daily maximum	nanograms per liter	once per quarter	Grab	Jan-Dec	
SW 001 UEC-5: Unnamed Creek	N-Methyl-N-[(perfluorobutyl)sulfonyl]					Monitor only.	Monitor only. daily	nanograms per liter	once per quarter	Grab	Jan-Dec	

Subject item	Parameter	Discharge limitations					Monitoring requirements					Notes
		Quantity /Loading avg.	Quantity /Loading max.	Quantity /Loading units	Quality /Conc. min.	Quality /Conc. avg.	Quality /Conc. max.	Quality/ Conc. units	Frequency	Sample type	Effective period	
Upstream of Discharge	yl]glycine (MeFBSAA)					calendar quarter average	maximum					
SW 001 UEC-5: Unnamed Creek Upstream of Discharge	N-methylperfluoro-1-octanesulfonamide (MeFOSA / NMeFOSA)					Monitor only. calendar quarter average	Monitor only. daily maximum	nanograms per liter	once per quarter	Grab	Jan-Dec	
SW 001 UEC-5: Unnamed Creek Upstream of Discharge	Perfluoro(2-((6-chlorohexyl)oxy)ethanesulfonic acid) (9Cl-PF3ONS / F53B Major)					Monitor only. calendar quarter average	Monitor only. daily maximum	nanograms per liter	once per quarter	Grab	Jan-Dec	
SW 001 UEC-5: Unnamed Creek Upstream of Discharge	Perfluoro(4-methoxybutanoic acid) (PFECA-A / PFMBA)					Monitor only. calendar quarter average	Monitor only. daily maximum	nanograms per liter	once per quarter	Grab	Jan-Dec	
SW 001 UEC-5: Unnamed Creek Upstream of Discharge	Perfluoro-2-(perfluoromethoxy)propanoic acid (PMPA / PFECA F)					Monitor only. calendar quarter average	Monitor only. daily maximum	nanograms per liter	once per quarter	Grab	Jan-Dec	
SW 001 UEC-5: Unnamed Creek Upstream of Discharge	Perfluoro-2-ethoxyethanesulfonic acid (PFEESA)					Monitor only. calendar quarter average	Monitor only. daily maximum	nanograms per liter	once per quarter	Grab	Jan-Dec	
SW 001 UEC-5: Unnamed Creek Upstream of Discharge	Perfluoro-2-ethoxypropanoic acid (PEPA)					Monitor only. calendar quarter average	Monitor only. daily maximum	nanograms per liter	once per quarter	Grab	Jan-Dec	
SW 001 UEC-5:	Perfluoro-2-					Monitor	Monitor	nanograms	once per	Grab	Jan-Dec	

Subject item	Parameter	Discharge limitations						Monitoring requirements				Notes
		Quantity /Loading avg.	Quantity /Loading max.	Quantity /Loading units	Quality /Conc. min.	Quality /Conc. avg.	Quality /Conc. max.	Quality/ Conc. units	Frequency	Sample type	Effective period	
Unnamed Creek Upstream of Discharge	methoxyaceticacid (PFMOAA)					only. calendar quarter average	only. daily maximum	per liter	quarter			
SW 001 UEC-5: Unnamed Creek Upstream of Discharge	Perfluoro-2-methyl-3-oxahexanoic acid (HFPO-DA / GenX)					Monitor only. calendar quarter average	Monitor only. daily maximum	nanograms per liter	once per quarter	Grab	Jan-Dec	
SW 001 UEC-5: Unnamed Creek Upstream of Discharge	Perfluoro-3,5,7,9,11-pentaoxadodecanoic acid (PFO5DA)					Monitor only. calendar quarter average	Monitor only. daily maximum	nanograms per liter	once per quarter	Grab	Jan-Dec	
SW 001 UEC-5: Unnamed Creek Upstream of Discharge	Perfluoro-3,5,7,9-butoxadecanoic acid (PFO4DA)					Monitor only. calendar quarter average	Monitor only. daily maximum	nanograms per liter	once per quarter	Grab	Jan-Dec	
SW 001 UEC-5: Unnamed Creek Upstream of Discharge	Perfluoro-3,5,7-trioxaoctanoic acid (PFO3OA)					Monitor only. calendar quarter average	Monitor only. daily maximum	nanograms per liter	once per quarter	Grab	Jan-Dec	
SW 001 UEC-5: Unnamed Creek Upstream of Discharge	Perfluoro-3,5-dioxahexanoic acid (PFO2HxA)					Monitor only. calendar quarter average	Monitor only. daily maximum	nanograms per liter	once per quarter	Grab	Jan-Dec	
SW 001 UEC-5: Unnamed Creek Upstream of Discharge	Perfluoro-3,6-dioxa-4-methyl-7-octene-1-sulfonic acid (PS Acid / PFESA BP 1)					Monitor only. calendar quarter average	Monitor only. daily maximum	nanograms per liter	once per quarter	Grab	Jan-Dec	

Subject item	Parameter	Discharge limitations					Monitoring requirements					Notes
		Quantity /Loading avg.	Quantity /Loading max.	Quantity /Loading units	Quality /Conc. min.	Quality /Conc. avg.	Quality /Conc. max.	Quality/ Conc. units	Frequency	Sample type	Effective period	
SW 001 UEC-5: Unnamed Creek Upstream of Discharge	Perfluoro-3,6-dioxaheptanoic acid (PFECA-B / NFDHA)					Monitor only. calendar quarter average	Monitor only. daily maximum	nanograms per liter	once per quarter	Grab	Jan-Dec	
SW 001 UEC-5: Unnamed Creek Upstream of Discharge	Perfluoro-3-methoxypropanoic acid (PFMPA)					Monitor only. calendar quarter average	Monitor only. daily maximum	nanograms per liter	once per quarter	Grab	Jan-Dec	
SW 001 UEC-5: Unnamed Creek Upstream of Discharge	Perfluoro-3-[1-(ethenyloxy)propan-2-yl]oxypropanoic acid (EVE Acid)					Monitor only. calendar quarter average	Monitor only. daily maximum	nanograms per liter	once per quarter	Grab	Jan-Dec	
SW 001 UEC-5: Unnamed Creek Upstream of Discharge	Perfluoro-4-(2-sulfoethoxy)pentanoic acid (R-PSDA / BPFESA)					Monitor only. calendar quarter average	Monitor only. daily maximum	nanograms per liter	once per quarter	Grab	Jan-Dec	
SW 001 UEC-5: Unnamed Creek Upstream of Discharge	Perfluoro-4-isopropoxybutanoic acid (PFECA-G)					Monitor only. calendar quarter average	Monitor only. daily maximum	nanograms per liter	once per quarter	Grab	Jan-Dec	
SW 001 UEC-5: Unnamed Creek Upstream of Discharge	Perfluorobutane-1-sulfinic acid (PFBSi)					Monitor only. calendar quarter average	Monitor only. daily maximum	nanograms per liter	once per quarter	Grab	Jan-Dec	
SW 001 UEC-5: Unnamed Creek Upstream of Discharge	Perfluorobutane-1-sulfonamidoethanol (FBSE)					Monitor only. calendar quarter	Monitor only. daily maximum	nanograms per liter	once per quarter	Grab	Jan-Dec	

Subject item	Parameter	Discharge limitations						Monitoring requirements				Notes
		Quantity /Loading avg.	Quantity /Loading max.	Quantity /Loading units	Quality /Conc. min.	Quality /Conc. avg.	Quality /Conc. max.	Quality /Conc. units	Frequency	Sample type	Effective period	
						average						
SW 001 UEC-5: Unnamed Creek Upstream of Discharge	Perfluorobutane-N-(3-(dimethylamino)propyl)-1-sulfonamide sulfonamido amine (PBSA)					Monitor only. calendar quarter average	Monitor only. daily maximum	nanograms per liter	once per quarter	Grab	Jan-Dec	
SW 001 UEC-5: Unnamed Creek Upstream of Discharge	Perfluorobutanesulfonamide (FBSA)					Monitor only. calendar quarter average	Monitor only. daily maximum	nanograms per liter	once per quarter	Grab	Jan-Dec	
SW 001 UEC-5: Unnamed Creek Upstream of Discharge	Perfluorobutanesulfonic acid (PFBS)					Monitor only. calendar quarter average	Monitor only. daily maximum	nanograms per liter	once per quarter	Grab	Jan-Dec	
SW 001 UEC-5: Unnamed Creek Upstream of Discharge	Perfluorobutanoic acid (PFBA)					Monitor only. calendar quarter average	Monitor only. daily maximum	nanograms per liter	once per quarter	Grab	Jan-Dec	
SW 001 UEC-5: Unnamed Creek Upstream of Discharge	Perfluorodecanesulfonic acid (PFDS)					Monitor only. calendar quarter average	Monitor only. daily maximum	nanograms per liter	once per quarter	Grab	Jan-Dec	
SW 001 UEC-5: Unnamed Creek Upstream of Discharge	Perfluorodecanoic acid (PFDA)					Monitor only. calendar quarter average	Monitor only. daily maximum	nanograms per liter	once per quarter	Grab	Jan-Dec	
SW 001 UEC-5: Unnamed Creek Upstream of	Perfluorodecanesulfonic acid (PFDoS)					Monitor only. calendar	Monitor only. daily maximum	nanograms per liter	once per quarter	Grab	Jan-Dec	

Subject item	Parameter	Discharge limitations					Monitoring requirements					Notes
		Quantity /Loading avg.	Quantity /Loading max.	Quantity /Loading units	Quality /Conc. min.	Quality /Conc. avg.	Quality /Conc. max.	Quality/ Conc. units	Frequency	Sample type	Effective period	
Discharge						quarter average						
SW 001 UEC-5: Unnamed Creek Upstream of Discharge	Perfluorododecanoic acid (PFDoA)					Monitor only. calendar quarter average	Monitor only. daily maximum	nanograms per liter	once per quarter	Grab	Jan-Dec	
SW 001 UEC-5: Unnamed Creek Upstream of Discharge	Perfluoroethanesulfonic acid (PFES / PFETs)					Monitor only. calendar quarter average	Monitor only. daily maximum	nanograms per liter	once per quarter	Grab	Jan-Dec	
SW 001 UEC-5: Unnamed Creek Upstream of Discharge	Perfluoroheptanesulfonic acid (PFHpS)					Monitor only. calendar quarter average	Monitor only. daily maximum	nanograms per liter	once per quarter	Grab	Jan-Dec	
SW 001 UEC-5: Unnamed Creek Upstream of Discharge	Perfluoroheptanoic acid (PFHpA)					Monitor only. calendar quarter average	Monitor only. daily maximum	nanograms per liter	once per quarter	Grab	Jan-Dec	
SW 001 UEC-5: Unnamed Creek Upstream of Discharge	Perfluorohexadecanoic acid (PFHxDA)					Monitor only. calendar quarter average	Monitor only. daily maximum	nanograms per liter	once per quarter	Grab	Jan-Dec	
SW 001 UEC-5: Unnamed Creek Upstream of Discharge	Perfluorohexanesulfonamide (PFHxSA)					Monitor only. calendar quarter average	Monitor only. daily maximum	nanograms per liter	once per quarter	Grab	Jan-Dec	
SW 001 UEC-5: Unnamed Creek	Perfluorohexanesulfonic acid (PFH1S / PFHS /					Monitor only.	Monitor only. daily	nanograms per liter	once per quarter	Grab	Jan-Dec	

Subject item	Parameter	Discharge limitations					Monitoring requirements					Notes
		Quantity /Loading avg.	Quantity /Loading max.	Quantity /Loading units	Quality /Conc. min.	Quality /Conc. avg.	Quality /Conc. max.	Quality/ Conc. units	Frequency	Sample type	Effective period	
Upstream of Discharge	PFHxS)					calendar quarter average	maximum					
SW 001 UEC-5: Unnamed Creek Upstream of Discharge	Perfluorohexanoic acid (PFHxA)					Monitor only. calendar quarter average	Monitor only. daily maximum	nanograms per liter	once per quarter	Grab	Jan-Dec	
SW 001 UEC-5: Unnamed Creek Upstream of Discharge	Perfluorononanesulfonic acid (PFNS)					Monitor only. calendar quarter average	Monitor only. daily maximum	nanograms per liter	once per quarter	Grab	Jan-Dec	
SW 001 UEC-5: Unnamed Creek Upstream of Discharge	Perfluorononanoic acid (PFNA)					Monitor only. calendar quarter average	Monitor only. daily maximum	nanograms per liter	once per quarter	Grab	Jan-Dec	
SW 001 UEC-5: Unnamed Creek Upstream of Discharge	Perfluorooctadecanoic acid (PFODA)					Monitor only. calendar quarter average	Monitor only. daily maximum	nanograms per liter	once per quarter	Grab	Jan-Dec	
SW 001 UEC-5: Unnamed Creek Upstream of Discharge	Perfluorooctanesulfonamide (PFOSA / FOSA)					Monitor only. calendar quarter average	Monitor only. daily maximum	nanograms per liter	once per quarter	Grab	Jan-Dec	
SW 001 UEC-5: Unnamed Creek Upstream of Discharge	Perfluorooctanesulfonic acid (PFOS)					Monitor only. calendar quarter average	Monitor only. daily maximum	nanograms per liter	once per quarter	Grab	Jan-Dec	
SW 001 UEC-5:	Perfluorooctanoic acid					Monitor	Monitor	nanograms	once per	Grab	Jan-Dec	

Subject item	Parameter	Discharge limitations					Monitoring requirements					Notes
		Quantity /Loading avg.	Quantity /Loading max.	Quantity /Loading units	Quality /Conc. min.	Quality /Conc. avg.	Quality /Conc. max.	Quality/ Conc. units	Frequency	Sample type	Effective period	
Unnamed Creek Upstream of Discharge	(PFOA)					only. calendar quarter average	only. daily maximum	per liter	quarter			
SW 001 UEC-5: Unnamed Creek Upstream of Discharge	Perfluoropentanesulfonic acid (PFPeS)					Monitor only. calendar quarter average	Monitor only. daily maximum	nanograms per liter	once per quarter	Grab	Jan-Dec	
SW 001 UEC-5: Unnamed Creek Upstream of Discharge	Perfluoropentanoic acid (PFPeA)					Monitor only. calendar quarter average	Monitor only. daily maximum	nanograms per liter	once per quarter	Grab	Jan-Dec	
SW 001 UEC-5: Unnamed Creek Upstream of Discharge	Perfluoropropanesulfonic acid (PFPrS)					Monitor only. calendar quarter average	Monitor only. daily maximum	nanograms per liter	once per quarter	Grab	Jan-Dec	
SW 001 UEC-5: Unnamed Creek Upstream of Discharge	Perfluoropropanoic acid (PFPA / PFPrA)					Monitor only. calendar quarter average	Monitor only. daily maximum	nanograms per liter	once per quarter	Grab	Jan-Dec	
SW 001 UEC-5: Unnamed Creek Upstream of Discharge	Perfluorotetradecanoic acid (PFTeDA / PFTeA / PFTA)					Monitor only. calendar quarter average	Monitor only. daily maximum	nanograms per liter	once per quarter	Grab	Jan-Dec	
SW 001 UEC-5: Unnamed Creek Upstream of Discharge	Perfluorotridecanoic acid (PFTrA / PFTrDA)					Monitor only. calendar quarter average	Monitor only. daily maximum	nanograms per liter	once per quarter	Grab	Jan-Dec	

Subject item	Parameter	Discharge limitations					Monitoring requirements					Notes
		Quantity /Loading avg.	Quantity /Loading max.	Quantity /Loading units	Quality /Conc. min.	Quality /Conc. avg.	Quality /Conc. max.	Quality/ Conc. units	Frequency	Sample type	Effective period	
SW 001 UEC-5: Unnamed Creek Upstream of Discharge	Perfluoroundecanoic acid (PFUnA)					Monitor only. calendar quarter average	Monitor only. daily maximum	nanograms per liter	once per quarter	Grab	Jan-Dec	
SW 001 UEC-5: Unnamed Creek Upstream of Discharge	Potassium 2,2,3,3-tetrafluoropropanoate (2233-TFPA)					Monitor only. calendar quarter average	Monitor only. daily maximum	nanograms per liter	once per quarter	Grab	Jan-Dec	
SW 001 UEC-5: Unnamed Creek Upstream of Discharge	Potassium N,N-bis(perfluorobutanesulfonyl)amide (DBI)					Monitor only. calendar quarter average	Monitor only. daily maximum	nanograms per liter	once per quarter	Grab	Jan-Dec	
SW 001 UEC-5: Unnamed Creek Upstream of Discharge	Potassium perfluoro-4-ethylcyclohexanesulfonate (PECHS / PFECHS)					Monitor only. calendar quarter average	Monitor only. daily maximum	nanograms per liter	once per quarter	Grab	Jan-Dec	
SW 001 UEC-5: Unnamed Creek Upstream of Discharge	Sodium 1,1,2,2-tetrafluoro-2-(1,2,2,2-tetrafluoroethoxy)ethane-1-sulfonate (NVHOS)					Monitor only. calendar quarter average	Monitor only. daily maximum	nanograms per liter	once per quarter	Grab	Jan-Dec	
SW 001 UEC-5: Unnamed Creek Upstream of Discharge	Trifluoroacetic acid (TFA)					Monitor only. calendar quarter average	Monitor only. daily maximum	nanograms per liter	once per quarter	Grab	Jan-Dec	
SW 001 UEC-5: Unnamed Creek Upstream of Discharge	Trifluoromethanesulfonic acid (TFMS / PFMeS)					Monitor only. calendar quarter	Monitor only. daily maximum	nanograms per liter	once per quarter	Grab	Jan-Dec	

Subject item	Parameter	Discharge limitations						Monitoring requirements				Notes
		Quantity /Loading avg.	Quantity /Loading max.	Quantity /Loading units	Quality /Conc. min.	Quality /Conc. avg.	Quality /Conc. max.	Quality/ Conc. units	Frequency	Sample type	Effective period	
SW 001 UEC-5: Unnamed Creek Upstream of Discharge	[3-(Heptadecafluorooctyl sulfonylamino)propyl] dimethylamine N-oxide (AOF)					average	Monitor only. calendar quarter average	nanograms per liter	once per quarter	Grab	Jan-Dec	
SW 002 EC-5: Unnamed Creek Downstream of Discharge, SW 003 WC-08: Mississippi River Upstream of 3M Facility, SW 004 IW-25: Mississippi River at Confluence of Unnamed Creek												
SW 002, SW 003, SW 004	(Perfluorobutyl) sulfonamido acetic acid (FBSAA)					Monitor only. calendar quarter average	Monitor only. daily maximum	nanograms per liter	once per quarter	Grab	Jan-Dec	
SW 002, SW 003, SW 004	1,1,2,2-Tetrafluoro-2-[[1,1,1,2,3,3,4,4-octafluorobutan-2-yl)oxy]ethane-1-sulfonic acid (R-PSDCA / Byproduct 6)					Monitor only. calendar quarter average	Monitor only. daily maximum	nanograms per liter	once per quarter	Grab	Jan-Dec	
SW 002, SW 003, SW 004	10:2 Fluorotelomer sulfonic acid (10:2 FTSA)					Monitor only. calendar quarter average	Monitor only. daily maximum	nanograms per liter	once per quarter	Grab	Jan-Dec	
SW 002, SW 003, SW 004	11-Chloroperfluoro-3-oxaundecanesulfonic acid (11Cl-PF3OUs / F-53B Minor)					Monitor only. calendar quarter average	Monitor only. daily maximum	nanograms per liter	once per quarter	Grab	Jan-Dec	
SW 002, SW 003, SW 004	2,2'-(((Nonafluorobutyl)sulfonyl)imino)diacetic acid (FBSEE diacid)					Monitor only. calendar quarter average	Monitor only. daily maximum	nanograms per liter	once per quarter	Grab	Jan-Dec	
SW 002, SW	2,2,3,3-Tetrafluoro-3-					Monitor	Monitor	nanograms	once per	Grab	Jan-Dec	

Subject item	Parameter	Discharge limitations						Monitoring requirements				Notes
		Quantity /Loading avg.	Quantity /Loading max.	Quantity /Loading units	Quality /Conc. min.	Quality /Conc. avg.	Quality /Conc. max.	Quality/ Conc. units	Frequency	Sample type	Effective period	
003, SW 004	methoxypropanoic acid (MTP)					only. calendar quarter average	only. daily maximum	per liter	quarter			
SW 002, SW 003, SW 004	2,2,3,3-Tetrafluoro-3-[1,1,1,2,3,3-hexafluoro-3-(1,2,2-tetrafluoroethoxy)propan-2-yl]oxypropanoic acid (Hydro-EVE Acid)					Monitor only. calendar quarter average	Monitor only. daily maximum	nanograms per liter	once per quarter	Grab	Jan-Dec	
SW 002, SW 003, SW 004	2,3,3,3-Tetrafluoro-2-(trifluoromethyl)propanamide (PIBA)					Monitor only. calendar quarter average	Monitor only. daily maximum	nanograms per liter	once per quarter	Grab	Jan-Dec	
SW 002, SW 003, SW 004	2,3,3,3-Tetrafluoropropanoic acid (2333-TFPA)					Monitor only. calendar quarter average	Monitor only. daily maximum	nanograms per liter	once per quarter	Grab	Jan-Dec	
SW 002, SW 003, SW 004	2-(N-(Perfluorobutylsulfonyl)-N-methylamino)ethanol (MeFBSE)					Monitor only. calendar quarter average	Monitor only. daily maximum	nanograms per liter	once per quarter	Grab	Jan-Dec	
SW 002, SW 003, SW 004	2-(N-Ethylperfluorooctanesulfonamido)acetic acid (N-EtFOSAA / NEtFOSAA / EtFOSAA)					Monitor only. calendar quarter average	Monitor only. daily maximum	nanograms per liter	once per quarter	Grab	Jan-Dec	
SW 002, SW 003, SW 004	2-(N-methylperfluoro-1-octanesulfonamido)-ethanol (NMeFOSE)					Monitor only. calendar quarter average	Monitor only. daily maximum	nanograms per liter	once per quarter	Grab	Jan-Dec	

Subject item	Parameter	Discharge limitations					Monitoring requirements					Notes
		Quantity /Loading avg.	Quantity /Loading max.	Quantity /Loading units	Quality /Conc. min.	Quality /Conc. avg.	Quality /Conc. max.	Quality/ Conc. units	Frequency	Sample type	Effective period	
SW 002, SW 003, SW 004	2-(N-Methylperfluorooctanesulfonamido)acetic acid (N-MeFOSAA / NMeFOSAA / MeFOSAA)					Monitor only. calendar quarter average	Monitor only. daily maximum	nanograms per liter	once per quarter	Grab	Jan-Dec	
SW 002, SW 003, SW 004	2-(Perfluorodecyl)ethanoic acid (10:2 FTCA / FDEA)					Monitor only. calendar quarter average	Monitor only. daily maximum	nanograms per liter	once per quarter	Grab	Jan-Dec	
SW 002, SW 003, SW 004	2-(Perfluorodecyl)ethanol (10:2 FTOH)					Monitor only. calendar quarter average	Monitor only. daily maximum	nanograms per liter	once per quarter	Grab	Jan-Dec	
SW 002, SW 003, SW 004	2-(Perfluorohexyl)ethanoic acid (6:2 FTCA / FHEA)					Monitor only. calendar quarter average	Monitor only. daily maximum	nanograms per liter	once per quarter	Grab	Jan-Dec	
SW 002, SW 003, SW 004	2-(Perfluorohexyl)ethanol (6:2 FTOH)					Monitor only. calendar quarter average	Monitor only. daily maximum	nanograms per liter	once per quarter	Grab	Jan-Dec	
SW 002, SW 003, SW 004	2-(Perfluorooctyl)ethanoic acid (8:2 FTCA)					Monitor only. calendar quarter average	Monitor only. daily maximum	nanograms per liter	once per quarter	Grab	Jan-Dec	
SW 002, SW 003, SW 004	2-(Perfluorooctyl)ethanol (8:2 FTOH)					Monitor only. calendar	Monitor only. daily maximum	nanograms per liter	once per quarter	Grab	Jan-Dec	

Subject item	Parameter	Discharge limitations					Monitoring requirements					Notes
		Quantity /Loading avg.	Quantity /Loading max.	Quantity /Loading units	Quality /Conc. min.	Quality /Conc. avg.	Quality /Conc. max.	Quality/ Conc. units	Frequency	Sample type	Effective period	
						quarter average						
SW 002, SW 003, SW 004	2H,2H,3H,3H-Perfluorooctanoic acid (5:3 FTCA)					Monitor only. calendar quarter average	Monitor only. daily maximum	nanograms per liter	once per quarter	Grab	Jan-Dec	
SW 002, SW 003, SW 004	2H-Perfluoro-2-decenoic acid (8:2 FTUCA)					Monitor only. calendar quarter average	Monitor only. daily maximum	nanograms per liter	once per quarter	Grab	Jan-Dec	
SW 002, SW 003, SW 004	2H-Perfluoro-2-dodecenoate (10:2 FTUCA)					Monitor only. calendar quarter average	Monitor only. daily maximum	nanograms per liter	once per quarter	Grab	Jan-Dec	
SW 002, SW 003, SW 004	2H-Perfluoro-2-octenoic acid (6:2) (6:2 FTUCA)					Monitor only. calendar quarter average	Monitor only. daily maximum	nanograms per liter	once per quarter	Grab	Jan-Dec	
SW 002, SW 003, SW 004	3-((3-((2-Carboxyethyl)((tridecafluorohexyl)sulfonyl)amino)propyl)(dimethyl)azaniumyl)propanoate (PHSA-DC)					Monitor only. calendar quarter average	Monitor only. daily maximum	nanograms per liter	once per quarter	Grab	Jan-Dec	
SW 002, SW 003, SW 004	3-((3-((2-Hydroxyethyl)(dimethyl)azaniumyl)propyl)((perfluorobutyl)sulfonyl)amino)propane-1-sulfonate (PBSA-S1)					Monitor only. calendar quarter average	Monitor only. daily maximum	nanograms per liter	once per quarter	Grab	Jan-Dec	

Subject item	Parameter	Discharge limitations						Monitoring requirements				Notes
		Quantity /Loading avg.	Quantity /Loading max.	Quantity /Loading units	Quality /Conc. min.	Quality /Conc. avg.	Quality /Conc. max.	Quality/ Conc. units	Frequency	Sample type	Effective period	
SW 002, SW 003, SW 004	3-((3-((N-(2-Carboxyethyl)-perfluorobutyl)sulfonamido)propyl)-dimethylammonio)propanoate (PBSA-DC)					Monitor only. calendar quarter average	Monitor only. daily maximum	nanograms per liter	once per quarter	Grab	Jan-Dec	
SW 002, SW 003, SW 004	3-(Dimethyl(3-(((tridecafluorohexyl)sulfonyl)amino)propyl)azaniumyl)-2-hydroxypropane-1-sulfonate (PHSA-OH1)					Monitor only. calendar quarter average	Monitor only. daily maximum	nanograms per liter	once per quarter	Grab	Jan-Dec	
SW 002, SW 003, SW 004	3-(Dimethyl(3-(((tridecafluorohexyl)sulfonyl)amino)propyl)azaniumyl)propanoate (PHSA-C2)					Monitor only. calendar quarter average	Monitor only. daily maximum	nanograms per liter	once per quarter	Grab	Jan-Dec	
SW 002, SW 003, SW 004	3-(Perfluoroheptyl)propanoic acid (7:3 FTCA)					Monitor only. calendar quarter average	Monitor only. daily maximum	nanograms per liter	once per quarter	Grab	Jan-Dec	
SW 002, SW 003, SW 004	3-(3-[(2-Hydroxyethyl)(dimethyl)azaniumyl]propyl[(perfluorohexyl)sulfonyl]amino)-1-propanesulfonate (PHSA-S1)					Monitor only. calendar quarter average	Monitor only. daily maximum	nanograms per liter	once per quarter	Grab	Jan-Dec	
SW 002, SW 003, SW 004	3-[[3-(Dimethylamino)propyl][[(1,1,2,2,3,3,4,4,5,5,6,6,6-tridecafluorohexyl)sulfonyl]amino]-1-					Monitor only. calendar quarter average	Monitor only. daily maximum	nanograms per liter	once per quarter	Grab	Jan-Dec	

Subject item	Parameter	Discharge limitations						Monitoring requirements				Notes
		Quantity /Loading avg.	Quantity /Loading max.	Quantity /Loading units	Quality /Conc. min.	Quality /Conc. avg.	Quality /Conc. max.	Quality/ Conc. units	Frequency	Sample type	Effective period	
	propanesulfonic acid (PHSA-S3)											
SW 002, SW 003, SW 004	3:3 Fluorotelomer carboxylic acid (3:3 FTCA)					Monitor only. calendar quarter average	Monitor only. daily maximum	nanograms per liter	once per quarter	Grab	Jan-Dec	
SW 002, SW 003, SW 004	4,8-Dioxa-3H-perfluorononanoic acid (ADONA)					Monitor only. calendar quarter average	Monitor only. daily maximum	nanograms per liter	once per quarter	Grab	Jan-Dec	
SW 002, SW 003, SW 004	4-(2-Carboxy-1,1,2,2-tetrafluoroethoxy)-perfluoropentanoic acid (R-EVE)					Monitor only. calendar quarter average	Monitor only. daily maximum	nanograms per liter	once per quarter	Grab	Jan-Dec	
SW 002, SW 003, SW 004	4:2 Fluorotelomer alcohol (4:2 FTOH)					Monitor only. calendar quarter average	Monitor only. daily maximum	nanograms per liter	once per quarter	Grab	Jan-Dec	
SW 002, SW 003, SW 004	4H-Perfluorobutanoic acid (4H-PFBA)					Monitor only. calendar quarter average	Monitor only. daily maximum	nanograms per liter	once per quarter	Grab	Jan-Dec	
SW 002, SW 003, SW 004	5-(1,2,2,2-Tetrafluoro)ethoxy-perfluoro-3-oxa-4-methylpentanesulfonic acid (Hydro-PS Acid / PFESA BP 2)					Monitor only. calendar quarter average	Monitor only. daily maximum	nanograms per liter	once per quarter	Grab	Jan-Dec	
SW 002, SW	6:2 Fluorotelomer					Monitor	Monitor	nanograms	once per	Grab	Jan-Dec	

Subject item	Parameter	Discharge limitations						Monitoring requirements				Notes
		Quantity /Loading avg.	Quantity /Loading max.	Quantity /Loading units	Quality /Conc. min.	Quality /Conc. avg.	Quality /Conc. max.	Quality/ Conc. units	Frequency	Sample type	Effective period	
003, SW 004	sulfonic acid (6:2 FTS)					only. calendar quarter average	only. daily maximum	per liter	quarter			
SW 002, SW 003, SW 004	7:2 sFluorotelomer alcohol (7:2 FTOH)					Monitor only. calendar quarter average	Monitor only. daily maximum	nanograms per liter	once per quarter	Grab	Jan-Dec	
SW 002, SW 003, SW 004	Benzyltriphenylphosphonium (TPBP)					Monitor only. calendar quarter average	Monitor only. daily maximum	nanograms per liter	once per quarter	Grab	Jan-Dec	
SW 002, SW 003, SW 004	Bisphenol AF (BPAF)					Monitor only. calendar quarter average	Monitor only. daily maximum	nanograms per liter	once per quarter	Grab	Jan-Dec	
SW 002, SW 003, SW 004	Fluorine, Total Organic (TOF)					Monitor only. calendar quarter average	Monitor only. daily maximum	nanograms per liter	once per quarter	Grab	Jan-Dec	
SW 002, SW 003, SW 004	Fluoro[perfluoro-2-(perfluoro-2-sulfoethoxy)propoxy]acetic acid (Hydrolyzed PSDA / 49 Byproduct 5)					Monitor only. calendar quarter average	Monitor only. daily maximum	nanograms per liter	once per quarter	Grab	Jan-Dec	
SW 002, SW 003, SW 004	Lithium bis[(trifluoromethyl)sulfonyl]azanide (HQ-115 / TFSI-LI)					Monitor only. calendar quarter average	Monitor only. daily maximum	nanograms per liter	once per quarter	Grab	Jan-Dec	

Subject item	Parameter	Discharge limitations					Monitoring requirements					Notes
		Quantity /Loading avg.	Quantity /Loading max.	Quantity /Loading units	Quality /Conc. min.	Quality /Conc. avg.	Quality /Conc. max.	Quality/ Conc. units	Frequency	Sample type	Effective period	
SW 002, SW 003, SW 004	Methane, bis[(trifluoromethyl)sulfonyl]- (MEDSULF)					Monitor only. calendar quarter average	Monitor only. daily maximum	nanograms per liter	once per quarter	Grab	Jan-Dec	
SW 002, SW 003, SW 004	N,N-Bis(2-hydroxyethyl)perfluorobutanesulfonamide (FBSEE / FBSEE Diol)					Monitor only. calendar quarter average	Monitor only. daily maximum	nanograms per liter	once per quarter	Grab	Jan-Dec	
SW 002, SW 003, SW 004	N-(2-Hydroxyethyl)-N,N-dimethyl-3-(((tridecafluorohexyl)sulfonyl)amino)propan-1-aminium (PHSA-E1)					Monitor only. calendar quarter average	Monitor only. daily maximum	nanograms per liter	once per quarter	Grab	Jan-Dec	
SW 002, SW 003, SW 004	N-(3-(Dimethylamino)propyl) perfluorohexane sulfonamide (PHSA)					Monitor only. calendar quarter average	Monitor only. daily maximum	nanograms per liter	once per quarter	Grab	Jan-Dec	
SW 002, SW 003, SW 004	N-(Methyl)nonafluorobutanesulfonamide (MeFBSA)					Monitor only. calendar quarter average	Monitor only. daily maximum	nanograms per liter	once per quarter	Grab	Jan-Dec	
SW 002, SW 003, SW 004	N-(Perfluorobutanesulfonyl)-N-(3-dimethylaminopropyl)-3-aminopropanoic acid (PBSA-C1)					Monitor only. calendar quarter average	Monitor only. daily maximum	nanograms per liter	once per quarter	Grab	Jan-Dec	
SW 002, SW 003, SW 004	N-(Perfluorohexanesulfonyl)-N-(3-					Monitor only. calendar	Monitor only. daily maximum	nanograms per liter	once per quarter	Grab	Jan-Dec	

Subject item	Parameter	Discharge limitations						Monitoring requirements				Notes
		Quantity /Loading avg.	Quantity /Loading max.	Quantity /Loading units	Quality /Conc. min.	Quality /Conc. avg.	Quality /Conc. max.	Quality/ Conc. units	Frequency	Sample type	Effective period	
	dimethylaminopropyl)-3-aminopropanoic acid (PHSA-C1)					quarter average						
SW 002, SW 003, SW 004	N-Ethyl-N-(2-hydroxyethyl)perfluorooctane sulfonamide (N-EtFOSE)					Monitor only. calendar quarter average	Monitor only. daily maximum	nanograms per liter	once per quarter	Grab	Jan-Dec	
SW 002, SW 003, SW 004	N-Ethylperfluorooctanesulfonamide (EtFOSA / N-EtFOSA)					Monitor only. calendar quarter average	Monitor only. daily maximum	nanograms per liter	once per quarter	Grab	Jan-Dec	
SW 002, SW 003, SW 004	N-Methyl-N-[(perfluorobutyl)sulfonyl]glycine (MeFBSAA)					Monitor only. calendar quarter average	Monitor only. daily maximum	nanograms per liter	once per quarter	Grab	Jan-Dec	
SW 002, SW 003, SW 004	N-methylperfluoro-1-octanesulfonamide (MeFOSA / NMeFOSA)					Monitor only. calendar quarter average	Monitor only. daily maximum	nanograms per liter	once per quarter	Grab	Jan-Dec	
SW 002, SW 003, SW 004	Perfluoro(2-((6-chlorohexyl)oxy)ethanesulfonic acid) (9Cl-PF3ONS / F53B Major)					Monitor only. calendar quarter average	Monitor only. daily maximum	nanograms per liter	once per quarter	Grab	Jan-Dec	
SW 002, SW 003, SW 004	Perfluoro(4-methoxybutanoic acid) (PFECA-A / PFMBA)					Monitor only. calendar quarter average	Monitor only. daily maximum	nanograms per liter	once per quarter	Grab	Jan-Dec	
SW 002, SW	Perfluoro-2-					Monitor	Monitor	nanograms	once per	Grab	Jan-Dec	

Subject item	Parameter	Discharge limitations						Monitoring requirements				Notes
		Quantity /Loading avg.	Quantity /Loading max.	Quantity /Loading units	Quality /Conc. min.	Quality /Conc. avg.	Quality /Conc. max.	Quality/ Conc. units	Frequency	Sample type	Effective period	
003, SW 004	(perfluoromethoxy)propanoic acid (PMPA / PFECA F)					only. calendar quarter average	only. daily maximum	per liter	quarter			
SW 002, SW 003, SW 004	Perfluoro-2-ethoxyethanesulfonic acid (PFEEESA)					Monitor only. calendar quarter average	Monitor only. daily maximum	nanograms per liter	once per quarter	Grab	Jan-Dec	
SW 002, SW 003, SW 004	Perfluoro-2-ethoxypropanoic acid (PEPA)					Monitor only. calendar quarter average	Monitor only. daily maximum	nanograms per liter	once per quarter	Grab	Jan-Dec	
SW 002, SW 003, SW 004	Perfluoro-2-methoxyacetic acid (PFMOAA)					Monitor only. calendar quarter average	Monitor only. daily maximum	nanograms per liter	once per quarter	Grab	Jan-Dec	
SW 002, SW 003, SW 004	Perfluoro-2-methyl-3-oxahexanoic acid (HFPO-DA / GenX)					Monitor only. calendar quarter average	Monitor only. daily maximum	nanograms per liter	once per quarter	Grab	Jan-Dec	
SW 002, SW 003, SW 004	Perfluoro-3,5,7,9,11-pentaaxadodecanoic acid (PFO5DA)					Monitor only. calendar quarter average	Monitor only. daily maximum	nanograms per liter	once per quarter	Grab	Jan-Dec	
SW 002, SW 003, SW 004	Perfluoro-3,5,7,9-butaaxadecanoic acid (PFO4DA)					Monitor only. calendar quarter average	Monitor only. daily maximum	nanograms per liter	once per quarter	Grab	Jan-Dec	

Subject item	Parameter	Discharge limitations					Monitoring requirements					Notes
		Quantity /Loading avg.	Quantity /Loading max.	Quantity /Loading units	Quality /Conc. min.	Quality /Conc. avg.	Quality /Conc. max.	Quality/ Conc. units	Frequency	Sample type	Effective period	
SW 002, SW 003, SW 004	Perfluoro-3,5,7-trioxaoctanoic acid (PFO3OA)					Monitor only. calendar quarter average	Monitor only. daily maximum	nanograms per liter	once per quarter	Grab	Jan-Dec	
SW 002, SW 003, SW 004	Perfluoro-3,5-dioxaheptanoic acid (PFO2HxA)					Monitor only. calendar quarter average	Monitor only. daily maximum	nanograms per liter	once per quarter	Grab	Jan-Dec	
SW 002, SW 003, SW 004	Perfluoro-3,6-dioxa-4-methyl-7-octene-1-sulfonic acid (PS Acid / PFESA BP 1)					Monitor only. calendar quarter average	Monitor only. daily maximum	nanograms per liter	once per quarter	Grab	Jan-Dec	
SW 002, SW 003, SW 004	Perfluoro-3,6-dioxaheptanoic acid (PFECA-B / NFDHA)					Monitor only. calendar quarter average	Monitor only. daily maximum	nanograms per liter	once per quarter	Grab	Jan-Dec	
SW 002, SW 003, SW 004	Perfluoro-3-methoxypropanoic acid (PFMPA)					Monitor only. calendar quarter average	Monitor only. daily maximum	nanograms per liter	once per quarter	Grab	Jan-Dec	
SW 002, SW 003, SW 004	Perfluoro-3-[1-(ethenoxy)propan-2-yl]oxypropanoic acid (EVE Acid)					Monitor only. calendar quarter average	Monitor only. daily maximum	nanograms per liter	once per quarter	Grab	Jan-Dec	
SW 002, SW 003, SW 004	Perfluoro-4-(2-sulfoethoxy)pentanoic acid (R-PSDA / BPFESA)					Monitor only. calendar quarter	Monitor only. daily maximum	nanograms per liter	once per quarter	Grab	Jan-Dec	

Subject item	Parameter	Discharge limitations					Monitoring requirements					Notes
		Quantity /Loading avg.	Quantity /Loading max.	Quantity /Loading units	Quality /Conc. min.	Quality /Conc. avg.	Quality /Conc. max.	Quality/ Conc. units	Frequency	Sample type	Effective period	
SW 002, SW 003, SW 004	Perfluoro-4-isopropoxybutanoic acid (PFECA-G)					average	Monitor only. daily calendar quarter average	nanograms per liter	once per quarter	Grab	Jan-Dec	
SW 002, SW 003, SW 004	Perfluorobutane-1-sulfinic acid (PFBSi)					Monitor only. daily calendar quarter average	Monitor only. daily maximum	nanograms per liter	once per quarter	Grab	Jan-Dec	
SW 002, SW 003, SW 004	Perfluorobutane-1-sulfonamidoethanol (FBSE)					Monitor only. daily calendar quarter average	Monitor only. daily maximum	nanograms per liter	once per quarter	Grab	Jan-Dec	
SW 002, SW 003, SW 004	Perfluorobutane-N-(3-(dimethylamino)propyl)-1-sulfonamide sulfonamido amine (PBSA)					Monitor only. daily calendar quarter average	Monitor only. daily maximum	nanograms per liter	once per quarter	Grab	Jan-Dec	
SW 002, SW 003, SW 004	Perfluorobutanesulfonamide (FBSA)					Monitor only. daily calendar quarter average	Monitor only. daily maximum	nanograms per liter	once per quarter	Grab	Jan-Dec	
SW 002, SW 003, SW 004	Perfluorobutanesulfonic acid (PFBS)					Monitor only. daily calendar quarter average	Monitor only. daily maximum	nanograms per liter	once per quarter	Grab	Jan-Dec	
SW 002, SW 003, SW 004	Perfluorobutanoic acid (PFBA)					Monitor only. daily calendar	Monitor only. daily maximum	nanograms per liter	once per quarter	Grab	Jan-Dec	

Subject item	Parameter	Discharge limitations					Monitoring requirements					Notes
		Quantity /Loading avg.	Quantity /Loading max.	Quantity /Loading units	Quality /Conc. min.	Quality /Conc. avg.	Quality /Conc. max.	Quality/ Conc. units	Frequency	Sample type	Effective period	
						quarter average						
SW 002, SW 003, SW 004	Perfluorodecanesulfonic acid (PFDS)					Monitor only. calendar quarter average	Monitor only. daily maximum	nanograms per liter	once per quarter	Grab	Jan-Dec	
SW 002, SW 003, SW 004	Perfluorodecanoic acid (PFDA)					Monitor only. calendar quarter average	Monitor only. daily maximum	nanograms per liter	once per quarter	Grab	Jan-Dec	
SW 002, SW 003, SW 004	Perfluorododecanesulfonic acid (PFDoS)					Monitor only. calendar quarter average	Monitor only. daily maximum	nanograms per liter	once per quarter	Grab	Jan-Dec	
SW 002, SW 003, SW 004	Perfluorododecanoic acid (PFDoA)					Monitor only. calendar quarter average	Monitor only. daily maximum	nanograms per liter	once per quarter	Grab	Jan-Dec	
SW 002, SW 003, SW 004	Perfluoroethanesulfonic acid (PFES / PFETs)					Monitor only. calendar quarter average	Monitor only. daily maximum	nanograms per liter	once per quarter	Grab	Jan-Dec	
SW 002, SW 003, SW 004	Perfluoroheptanesulfonic acid (PFHpS)					Monitor only. calendar quarter average	Monitor only. daily maximum	nanograms per liter	once per quarter	Grab	Jan-Dec	
SW 002, SW 003, SW 004	Perfluoroheptanoic acid (PFHpA)					Monitor only.	Monitor only. daily	nanograms per liter	once per quarter	Grab	Jan-Dec	

Subject item	Parameter	Discharge limitations					Monitoring requirements					Notes
		Quantity /Loading avg.	Quantity /Loading max.	Quantity /Loading units	Quality /Conc. min.	Quality /Conc. avg.	Quality /Conc. max.	Quality/ Conc. units	Frequency	Sample type	Effective period	
						calendar quarter average	maximum					
SW 002, SW 003, SW 004	Perfluorohexadecanoic acid (PFHxDA)					Monitor only. calendar quarter average	Monitor only. daily maximum	nanograms per liter	once per quarter	Grab	Jan-Dec	
SW 002, SW 003, SW 004	Perfluorohexanesulfonamide (PFHxSA)					Monitor only. calendar quarter average	Monitor only. daily maximum	nanograms per liter	once per quarter	Grab	Jan-Dec	
SW 002, SW 003, SW 004	Perfluorohexanesulfonic acid (PFH1S / PFHS / PFHxS)					Monitor only. calendar quarter average	Monitor only. daily maximum	nanograms per liter	once per quarter	Grab	Jan-Dec	
SW 002, SW 003, SW 004	Perfluorohexanoic acid (PFHxA)					Monitor only. calendar quarter average	Monitor only. daily maximum	nanograms per liter	once per quarter	Grab	Jan-Dec	
SW 002, SW 003, SW 004	Perfluorononanesulfonic acid (PFNS)					Monitor only. calendar quarter average	Monitor only. daily maximum	nanograms per liter	once per quarter	Grab	Jan-Dec	
SW 002, SW 003, SW 004	Perfluorononanoic acid (PFNA)					Monitor only. calendar quarter average	Monitor only. daily maximum	nanograms per liter	once per quarter	Grab	Jan-Dec	
SW 002, SW	Perfluorooctadecanoic					Monitor	Monitor	nanograms	once per	Grab	Jan-Dec	

Subject item	Parameter	Discharge limitations						Monitoring requirements				Notes
		Quantity /Loading avg.	Quantity /Loading max.	Quantity /Loading units	Quality /Conc. min.	Quality /Conc. avg.	Quality /Conc. max.	Quality/ Conc. units	Frequency	Sample type	Effective period	
003, SW 004	acid (PFODA)					only. calendar quarter average	only. daily maximum	per liter	quarter			
SW 002, SW 003, SW 004	Perfluorooctanesulfonamide (PFOSA / FOSA)					Monitor only. calendar quarter average	Monitor only. daily maximum	nanograms per liter	once per quarter	Grab	Jan-Dec	
SW 002, SW 003, SW 004	Perfluorooctanesulfonic acid (PFOS)					Monitor only. calendar quarter average	Monitor only. daily maximum	nanograms per liter	once per quarter	Grab	Jan-Dec	
SW 002, SW 003, SW 004	Perfluorooctanoic acid (PFOA)					Monitor only. calendar quarter average	Monitor only. daily maximum	nanograms per liter	once per quarter	Grab	Jan-Dec	
SW 002, SW 003, SW 004	Perfluoropentanesulfonic acid (PFPeS)					Monitor only. calendar quarter average	Monitor only. daily maximum	nanograms per liter	once per quarter	Grab	Jan-Dec	
SW 002, SW 003, SW 004	Perfluoropentanoic acid (PFPeA)					Monitor only. calendar quarter average	Monitor only. daily maximum	nanograms per liter	once per quarter	Grab	Jan-Dec	
SW 002, SW 003, SW 004	Perfluoropropanesulfonic acid (PFPrS)					Monitor only. calendar quarter average	Monitor only. daily maximum	nanograms per liter	once per quarter	Grab	Jan-Dec	

Subject item	Parameter	Discharge limitations					Monitoring requirements					Notes
		Quantity /Loading avg.	Quantity /Loading max.	Quantity /Loading units	Quality /Conc. min.	Quality /Conc. avg.	Quality /Conc. max.	Quality/ Conc. units	Frequency	Sample type	Effective period	
SW 002, SW 003, SW 004	Perfluoropropanoic acid (PFPA / PFPrA)					Monitor only. calendar quarter average	Monitor only. daily maximum	nanograms per liter	once per quarter	Grab	Jan-Dec	
SW 002, SW 003, SW 004	Perfluorotetradecanoic acid (PFTeDA / PFTeA / PFTA)					Monitor only. calendar quarter average	Monitor only. daily maximum	nanograms per liter	once per quarter	Grab	Jan-Dec	
SW 002, SW 003, SW 004	Perfluorotridecanoic acid (PFTrA / PFTrDA)					Monitor only. calendar quarter average	Monitor only. daily maximum	nanograms per liter	once per quarter	Grab	Jan-Dec	
SW 002, SW 003, SW 004	Perfluoroundecanoic acid (PFUnA)					Monitor only. calendar quarter average	Monitor only. daily maximum	nanograms per liter	once per quarter	Grab	Jan-Dec	
SW 002, SW 003, SW 004	Potassium 2,2,3,3-tetrafluoropropanoate (2233-TFPA)					Monitor only. calendar quarter average	Monitor only. daily maximum	nanograms per liter	once per quarter	Grab	Jan-Dec	
SW 002, SW 003, SW 004	Potassium N,N-bis(perfluorobutanesulfonyl)amide (DBI)					Monitor only. calendar quarter average	Monitor only. daily maximum	nanograms per liter	once per quarter	Grab	Jan-Dec	
SW 002, SW 003, SW 004	Potassium perfluoro-4-ethylcyclohexanesulfonate (PECHS / PFECHS)					Monitor only. calendar quarter	Monitor only. daily maximum	nanograms per liter	once per quarter	Grab	Jan-Dec	

Subject item	Parameter	Discharge limitations						Monitoring requirements				Notes
		Quantity /Loading avg.	Quantity /Loading max.	Quantity /Loading units	Quality /Conc. min.	Quality /Conc. avg.	Quality /Conc. max.	Quality /Conc. units	Frequency	Sample type	Effective period	
SW 002, SW 003, SW 004	Sodium 1,1,2,2-tetrafluoro-2-(1,2,2,2-tetrafluoroethoxy)ethane-1-sulfonate (NVHOS)					average	Monitor only. daily calendar quarter average	nanograms per liter	once per quarter	Grab	Jan-Dec	
SW 002, SW 003, SW 004	Trifluoroacetic acid (TFA)					Monitor only. daily calendar quarter average	Monitor only. daily calendar quarter average	nanograms per liter	once per quarter	Grab	Jan-Dec	
SW 002, SW 003, SW 004	Trifluoromethanesulfonic acid (TFMS / PFMeS)					Monitor only. daily calendar quarter average	Monitor only. daily calendar quarter average	nanograms per liter	once per quarter	Grab	Jan-Dec	
SW 002, SW 003, SW 004	[3-(Heptadecafluorooctyl sulfonylamino)propyl] dimethylamine N-oxide (AOF)					Monitor only. daily calendar quarter average	Monitor only. daily calendar quarter average	nanograms per liter	once per quarter	Grab	Jan-Dec	
WS 001 Process & Sanitary AIX Effluent Prior to Mixing into SD 001 (Bld. 151)												
WS 001 Process & Sanitary AIX Effluent Prior to Mixing into SD 001 (Bld. 151)	2,3,3,3-Tetrafluoropropanoic acid (2333-TFPA)					Monitor only. daily calendar month average	Monitor only. daily calendar month average	nanograms per liter	once per month	Grab	Jan-Dec	
WS 001 Process & Sanitary AIX Effluent Prior to Mixing into SD 001 (Bld. 151)	Flow		Monitor only. calendar month total	million gallons		Monitor only. daily calendar month average	Monitor only. daily calendar month maximum	million gallons per day	once per day	Measurement, Continuous	Jan-Dec	
WS 001 Process & Sanitary AIX	Fluorine, Total Organic (TOF)					Monitor only.	Monitor only. daily	nanograms per liter	once per month	Grab	Jan-Dec	

Subject item	Parameter	Discharge limitations					Monitoring requirements					Notes
		Quantity /Loading avg.	Quantity /Loading max.	Quantity /Loading units	Quality /Conc. min.	Quality /Conc. avg.	Quality /Conc. max.	Quality/ Conc. units	Frequency	Sample type	Effective period	
Effluent Prior to Mixing into SD 001 (Bld. 151)						calendar month average	maximum					
WS 001 Process & Sanitary AIX Effluent Prior to Mixing into SD 001 (Bld. 151)	Lithium bis[(trifluoromethyl)sulfonyl]azanide (HQ-115 / TFSI-LI)					Monitor only. calendar month average	Monitor only. daily maximum	nanograms per liter	once per month	Grab	Jan-Dec	
WS 001 Process & Sanitary AIX Effluent Prior to Mixing into SD 001 (Bld. 151)	Perfluorobutanesulfonic acid (PFBS)					Monitor only. calendar month average intervention	Monitor only. daily maximum intervention limit	nanograms per liter	once per week	Grab	Jan-Dec	The intervention limit is 22,429 ng/l as a calendar month average. If this limit is exceeded, the Permittee must take action as described in the Intervention Limits section of the permit. The intervention limit is 38,856 ng/l as a daily maximum. If this limit is exceeded, the Permittee must take action as described in the Intervention Limits section of the permit.
WS 001 Process & Sanitary AIX Effluent Prior to Mixing into SD 001 (Bld. 151)	Perfluorobutanoic acid (PFBA)					Monitor only. calendar month average intervention	Monitor only. daily maximum intervention limit	nanograms per liter	once per week	Grab	Jan-Dec	The intervention limit is 186,912 ng/l as a calendar month average. If this limit is exceeded, the Permittee must take action as described in the Intervention Limits section of the permit. The intervention limit is 323,808 ng/l as a daily maximum. If this limit is exceeded, the Permittee must take action as described in the Intervention Limits section of the permit.
WS 001 Process & Sanitary AIX Effluent Prior to	Perfluoroheptanesulfonic acid (PFHpS)					Monitor only. calendar	Monitor only. daily maximum	nanograms per liter	once per month	Grab	Jan-Dec	

Subject item	Parameter	Discharge limitations					Monitoring requirements					Notes
		Quantity /Loading avg.	Quantity /Loading max.	Quantity /Loading units	Quality /Conc. min.	Quality /Conc. avg.	Quality /Conc. max.	Quality/ Conc. units	Frequency	Sample type	Effective period	
Mixing into SD 001 (Bld. 151)						month average						
WS 001 Process & Sanitary AIX Effluent Prior to Mixing into SD 001 (Bld. 151)	Perfluoroheptanoic acid (PFHpA)					Monitor only. calendar month average	Monitor only. daily maximum	nanograms per liter	once per month	Grab	Jan-Dec	
WS 001 Process & Sanitary AIX Effluent Prior to Mixing into SD 001 (Bld. 151)	Perfluorohexanesulfonic acid (PFH1S / PFHS / PFHxS)					Monitor only. calendar month average intervention	Monitor only. daily maximum intervention limit	nanograms per liter	once per week	Grab	Jan-Dec	The intervention limit is 0.0171 ng/l as a calendar month average. If this limit is exceeded, the Permittee must take action as described in the Intervention Limits section of the permit. The intervention limit is 0.0298 ng/l as a daily maximum. If this limit is exceeded, the Permittee must take action as described in the Intervention Limits section of the permit.
WS 001 Process & Sanitary AIX Effluent Prior to Mixing into SD 001 (Bld. 151)	Perfluorohexanoic acid (PFHxA)					Monitor only. calendar month average intervention	Monitor only. daily maximum intervention limit	nanograms per liter	once per week	Grab	Jan-Dec	The intervention limit is 32,897 ng/l as a calendar month average. If this limit is exceeded, the Permittee must take action as described in the Intervention Limits section of the permit. The intervention limit is 56,988 ng/l as a daily maximum. If this limit is exceeded, the Permittee must take action as described in the Intervention Limits section of the permit.
WS 001 Process & Sanitary AIX Effluent Prior to	Perfluorooctanesulfonic acid (PFOS)					Monitor only. calendar	Monitor only. daily maximum	nanograms per liter	once per week	Grab	Jan-Dec	The intervention limit is 0.155 ng/l as a calendar month average. If this limit is exceeded,

Subject item	Parameter	Discharge limitations						Monitoring requirements			Notes	
		Quantity /Loading avg.	Quantity /Loading max.	Quantity /Loading units	Quality /Conc. min.	Quality /Conc. avg.	Quality /Conc. max.	Quality/ Conc. units	Frequency	Sample type		Effective period
Mixing into SD 001 (Bld. 151)						month average intervention	intervention limit					the Permittee must take action as described in the Intervention Limits section of the permit. The intervention limit is 0.27 ng/l as a daily maximum. If this limit is exceeded, the Permittee must take action as described in the Intervention Limits section of the permit.
WS 001 Process & Sanitary AIX Effluent Prior to Mixing into SD 001 (Bld. 151)	Perfluorooctanoic acid (PFOA)					Monitor only. calendar month average intervention	Monitor only. daily maximum intervention limit	nanograms per liter	once per week	Grab	Jan-Dec	The intervention limit is 0.069 ng/l as a calendar month average. If this limit is exceeded, the Permittee must take action as described in the Intervention Limits section of the permit. The intervention limit is 0.117 ng/l as a daily maximum. If this limit is exceeded, the Permittee must take action as described in the Intervention Limits section of the permit.
WS 001 Process & Sanitary AIX Effluent Prior to Mixing into SD 001 (Bld. 151)	Perfluoropentanesulfonic acid (PFPeS)					Monitor only. calendar month average	Monitor only. daily maximum	nanograms per liter	once per month	Grab	Jan-Dec	
WS 001 Process & Sanitary AIX Effluent Prior to Mixing into SD 001 (Bld. 151)	Perfluoropentanoic acid (PFPeA)					Monitor only. calendar month average	Monitor only. daily maximum	nanograms per liter	once per month	Grab	Jan-Dec	
WS 001 Process & Sanitary AIX Effluent Prior to	Perfluoropropanoic acid (PFPA / PFPrA)					Monitor only. calendar	Monitor only. daily maximum	nanograms per liter	once per month	Grab	Jan-Dec	

Subject item	Parameter	Discharge limitations					Monitoring requirements					Notes
		Quantity /Loading avg.	Quantity /Loading max.	Quantity /Loading units	Quality /Conc. min.	Quality /Conc. avg.	Quality /Conc. max.	Quality/ Conc. units	Frequency	Sample type	Effective period	
Mixing into SD 001 (Bld. 151)						month average						
WS 001 Process & Sanitary AIX Effluent Prior to Mixing into SD 001 (Bld. 151)	Potassium 2,2,3,3-tetrafluoropropanoate (2233-TFPA)					Monitor only. calendar month average	Monitor only. daily maximum	nanograms per liter	once per month	Grab	Jan-Dec	
WS 001 Process & Sanitary AIX Effluent Prior to Mixing into SD 001 (Bld. 151)	Trifluoroacetic acid (TFA)					Monitor only. calendar month average	Monitor only. daily maximum	nanograms per liter	once per month	Grab	Jan-Dec	
WS 001 Process & Sanitary AIX Effluent Prior to Mixing into SD 001 (Bld. 151)	Trifluoromethanesulfonic acid (TFMS / PFMeS)					Monitor only. calendar month average	Monitor only. daily maximum	nanograms per liter	once per month	Grab	Jan-Dec	
WS 002 NCCW, GW, & ISW AIX Effluent Prior to Mixing into SD 002 (Bld. 151)												
WS 002 NCCW, GW, & ISW AIX Effluent Prior to Mixing into SD 002 (Bld. 151)	2,3,3,3-Tetrafluoropropanoic acid (2333-TFPA)					Monitor only. calendar month average	Monitor only. daily maximum	nanograms per liter	once per month	Grab	Jan-Dec	
WS 002 NCCW, GW, & ISW AIX Effluent Prior to Mixing into SD 002 (Bld. 151)	Flow		Monitor only. calendar month total	million gallons		Monitor only. calendar month average	Monitor only. calendar month maximum	million gallons per day	once per day	Measurement, Continuous	Jan-Dec	
WS 002 NCCW, GW, & ISW AIX Effluent Prior to Mixing into SD 002 (Bld. 151)	Fluorine, Total Organic (TOF)					Monitor only. calendar month average	Monitor only. daily maximum	nanograms per liter	once per month	Grab	Jan-Dec	
WS 002 NCCW,	Lithium					Monitor	Monitor	nanograms	once per	Grab	Jan-Dec	

Subject item	Parameter	Discharge limitations						Monitoring requirements				Notes
		Quantity /Loading avg.	Quantity /Loading max.	Quantity /Loading units	Quality /Conc. min.	Quality /Conc. avg.	Quality /Conc. max.	Quality/ Conc. units	Frequency	Sample type	Effective period	
GW, & ISW AIX Effluent Prior to Mixing into SD 002 (Bld. 151)	bis[(trifluoromethyl)sulfonyl]azanide (HQ-115 / TFSI-LI)					only. calendar month average	only. daily maximum	per liter	month			
WS 002 NCCW, GW, & ISW AIX Effluent Prior to Mixing into SD 002 (Bld. 151)	Perfluorobutanesulfonic acid (PFBS)					Monitor only. calendar month average intervention	Monitor only. daily maximum intervention limit	nanograms per liter	once per week	Grab	Jan-Dec	The intervention limit is 22,429 ng/l as a calendar month average. If this limit is exceeded, the Permittee must take action as described in the Intervention Limits section of the permit. The intervention limit is 38,856 ng/l as a daily maximum. If this limit is exceeded, the Permittee must take action as described in the Intervention Limits section of the permit.
WS 002 NCCW, GW, & ISW AIX Effluent Prior to Mixing into SD 002 (Bld. 151)	Perfluorobutanoic acid (PFBA)					Monitor only. calendar month average	Monitor only. daily maximum	nanograms per liter	once per week	Grab	Jan-Dec	
WS 002 NCCW, GW, & ISW AIX Effluent Prior to Mixing into SD 002 (Bld. 151)	Perfluoroheptanesulfonic acid (PFHpS)					Monitor only. calendar month average	Monitor only. daily maximum	nanograms per liter	once per month	Grab	Jan-Dec	
WS 002 NCCW, GW, & ISW AIX Effluent Prior to Mixing into SD 002 (Bld. 151)	Perfluoroheptanoic acid (PFHpA)					Monitor only. calendar month average	Monitor only. daily maximum	nanograms per liter	once per month	Grab	Jan-Dec	
WS 002 NCCW, GW, & ISW AIX Effluent Prior to Mixing into SD 002 (Bld. 151)	Perfluorohexanesulfonic acid (PFH1S / PFHS / PFHxS)					Monitor only. calendar month	Monitor only. daily maximum intervention	nanograms per liter	once per week	Grab	Jan-Dec	The intervention limit is 0.0171 ng/l as a calendar month average. If this limit is exceeded, the Permittee must take action

Subject item	Parameter	Discharge limitations						Monitoring requirements			Notes	
		Quantity /Loading avg.	Quantity /Loading max.	Quantity /Loading units	Quality /Conc. min.	Quality /Conc. avg.	Quality /Conc. max.	Quality/ Conc. units	Frequency	Sample type		Effective period
002 (Bld. 151)						average intervention	n limit					as described in the Intervention Limits section of the permit. The intervention limit is 0.0298 ng/l as a daily maximum. If this limit is exceeded, the Permittee must take action as described in the Intervention Limits section of the permit.
WS 002 NCCW, GW, & ISW AIX Effluent Prior to Mixing into SD 002 (Bld. 151)	Perfluorohexanoic acid (PFHxA)					Monitor only. calendar month average intervention	Monitor only. daily maximum intervention limit	nanograms per liter	once per week	Grab	Jan-Dec	The intervention limit is 32,897 ng/l as a calendar month average. If this limit is exceeded, the Permittee must take action as described in the Intervention Limits section of the permit. The intervention limit is 56,988 ng/l as a daily maximum. If this limit is exceeded, the Permittee must take action as described in the Intervention Limits section of the permit.
WS 002 NCCW, GW, & ISW AIX Effluent Prior to Mixing into SD 002 (Bld. 151)	Perfluorooctanesulfonic acid (PFOS)					Monitor only. calendar month average intervention	Monitor only. daily maximum intervention limit	nanograms per liter	once per week	Grab	Jan-Dec	The intervention limit is 0.155 ng/l as a calendar month average. If this limit is exceeded, the Permittee must take action as described in the Intervention Limits section of the permit. The intervention limit is 0.27 ng/l as a daily maximum. If this limit is exceeded, the Permittee must take action as described in the Intervention Limits section of the permit.
WS 002 NCCW, GW, & ISW AIX Effluent Prior to	Perfluorooctanoic acid (PFOA)					Monitor only. calendar	Monitor only. daily maximum	nanograms per liter	once per week	Grab	Jan-Dec	The intervention limit is 0.069 ng/l as a calendar month average. If this limit is exceeded,

Subject item	Parameter	Discharge limitations						Monitoring requirements				Notes
		Quantity /Loading avg.	Quantity /Loading max.	Quantity /Loading units	Quality /Conc. min.	Quality /Conc. avg.	Quality /Conc. max.	Quality/ Conc. units	Frequency	Sample type	Effective period	
Mixing into SD 002 (Bld. 151)						month average intervention	intervention limit					the Permittee must take action as described in the Intervention Limits section of the permit. The intervention limit is 0.117 ng/l as a daily maximum. If this limit is exceeded, the Permittee must take action as described in the Intervention Limits section of the permit.
WS 002 NCCW, GW, & ISW AIX Effluent Prior to Mixing into SD 002 (Bld. 151)	Perfluoropentanesulfonic acid (PFPeS)					Monitor only. calendar month average	Monitor only. daily maximum	nanograms per liter	once per month	Grab	Jan-Dec	
WS 002 NCCW, GW, & ISW AIX Effluent Prior to Mixing into SD 002 (Bld. 151)	Perfluoropentanoic acid (PFPeA)					Monitor only. calendar month average	Monitor only. daily maximum	nanograms per liter	once per month	Grab	Jan-Dec	
WS 002 NCCW, GW, & ISW AIX Effluent Prior to Mixing into SD 002 (Bld. 151)	Perfluoropropanoic acid (PFPA / PFPrA)					Monitor only. calendar month average	Monitor only. daily maximum	nanograms per liter	once per month	Grab	Jan-Dec	
WS 002 NCCW, GW, & ISW AIX Effluent Prior to Mixing into SD 002 (Bld. 151)	Potassium 2,2,3,3-tetrafluoropropanoate (2233-TFPA)					Monitor only. calendar month average	Monitor only. daily maximum	nanograms per liter	once per month	Grab	Jan-Dec	
WS 002 NCCW, GW, & ISW AIX Effluent Prior to Mixing into SD 002 (Bld. 151)	Trifluoroacetic acid (TFA)					Monitor only. calendar month average	Monitor only. daily maximum	nanograms per liter	once per month	Grab	Jan-Dec	

Subject item	Parameter	Discharge limitations						Monitoring requirements				Notes
		Quantity /Loading avg.	Quantity /Loading max.	Quantity /Loading units	Quality /Conc. min.	Quality /Conc. avg.	Quality /Conc. max.	Quality/ Conc. units	Frequency	Sample type	Effective period	
WS 002 NCCW, GW, & ISW AIX Effluent Prior to Mixing into SD 002 (Bld. 151)	Trifluoromethanesulfonic acid (TFMS / PFMeS)						Monitor only. calendar month average	nanograms per liter	once per month	Grab	Jan-Dec	
WS 003 GW/ISW/NCCW GAC Lag Vessel Effluent (Bld 150) and WS 004 WW GAC Lag Vessel Effluent (Bld 150)												
WS 003 and WS 004	2,3,3,3-Tetrafluoropropanoic acid (2333-TFPA)						Monitor only. daily maximum	nanograms per liter	once per month	Grab	Jan-Dec	
WS 003 and WS 004	Fluorine, Total Organic (TOF)						Monitor only. daily maximum	nanograms per liter	once per month	Grab	Jan-Dec	
WS 003 and WS 004	Lithium bis[(trifluoromethyl)sulfonyl]azanide (HQ-115 / TFSI-LI)						Monitor only. daily maximum	nanograms per liter	once per month	Grab	Jan-Dec	
WS 003 and WS 004	Perfluorobutanesulfonic acid (PFBS)						Monitor only. daily maximum	nanograms per liter	once per week	Grab	Jan-Dec	
WS 003 and WS 004	Perfluorobutanoic acid (PFBA)						Monitor only. daily maximum	nanograms per liter	once per week	Grab	Jan-Dec	
WS 003 and WS 004	Perfluoroheptanesulfonic acid (PFHpS)						Monitor only. daily maximum	nanograms per liter	once per month	Grab	Jan-Dec	
WS 003 and WS 004	Perfluoroheptanoic acid (PFHpA)						Monitor only. daily maximum	nanograms per liter	once per month	Grab	Jan-Dec	
WS 003 and WS 004	Perfluorohexanesulfonic acid (PFH1S / PFHS / PFHxS)						Monitor only. daily maximum	nanograms per liter	once per week	Grab	Jan-Dec	
WS 003 and WS 004	Perfluorohexanoic acid						Monitor	nanograms	once per	Grab	Jan-Dec	

Subject item	Parameter	Discharge limitations					Monitoring requirements					Notes
		Quantity /Loading avg.	Quantity /Loading max.	Quantity /Loading units	Quality /Conc. min.	Quality /Conc. avg.	Quality /Conc. max.	Quality/ Conc. units	Frequency	Sample type	Effective period	
004	(PFHxA)						only. daily maximum	per liter	week			
WS 003 and WS 004	Perfluorooctanesulfonic acid (PFOS)						Monitor only. daily maximum	nanograms per liter	once per week	Grab	Jan-Dec	
WS 003 and WS 004	Perfluorooctanoic acid (PFOA)						Monitor only. daily maximum	nanograms per liter	once per week	Grab	Jan-Dec	
WS 003 and WS 004	Perfluoropentanesulfonic acid (PFPeS)						Monitor only. daily maximum	nanograms per liter	once per month	Grab	Jan-Dec	
WS 003 and WS 004	Perfluoropentanoic acid (PFPeA)						Monitor only. daily maximum	nanograms per liter	once per month	Grab	Jan-Dec	
WS 003 and WS 004	Perfluoropropanoic acid (PFPA / PFPrA)						Monitor only. daily maximum	nanograms per liter	once per month	Grab	Jan-Dec	
WS 003 and WS 004	Potassium 2,2,3,3-tetrafluoropropanoate (2233-TFPA)						Monitor only. daily maximum	nanograms per liter	once per month	Grab	Jan-Dec	
WS 003 and WS 004	Trifluoroacetic acid (TFA)						Monitor only. daily maximum	nanograms per liter	once per month	Grab	Jan-Dec	
WS 003 and WS 004	Trifluoromethanesulfonic acid (TFMS / PFMeS)						Monitor only. daily maximum	nanograms per liter	once per month	Grab	Jan-Dec	
WS 005 BLD 185 GAC Lead Vessel Effluent (Bld 185)												
WS 005 BLD 185 GAC Lead Vessel Effluent (Bld 185)	1,1-Dichloroethane						Monitor only. daily maximum intervention limit	micrograms per liter	once per week	Grab	Jan-Dec	The intervention limit is 59 ug/L. If this limit is exceeded, the Permittee must take action as described in the Intervention Limits section of the permit.
WS 005 BLD	1,2-Dichloroethane						Monitor	micrograms	once per	Grab	Jan-Dec	The intervention limit is 68 ug/L.

Subject item	Parameter	Discharge limitations					Monitoring requirements					Notes
		Quantity /Loading avg.	Quantity /Loading max.	Quantity /Loading units	Quality /Conc. min.	Quality /Conc. avg.	Quality /Conc. max.	Quality/ Conc. units	Frequency	Sample type	Effective period	
185 GAC Lead Vessel Effluent (Bld 185)							only. daily maximum intervention limit	per liter	week			If this limit is exceeded, the Permittee must take action as described in the Intervention Limits section of the permit.
WS 005 BLD 185 GAC Lead Vessel Effluent (Bld 185)	Benzene						Monitor only. daily maximum intervention limit	micrograms per liter	once per week	Grab	Jan-Dec	The intervention limit is 136 ug/L. If this limit is exceeded, the Permittee must take action as described in the Intervention Limits section of the permit.
WS 005 BLD 185 GAC Lead Vessel Effluent (Bld 185)	Chloroform						Monitor only. daily maximum intervention limit	micrograms per liter	once per week	Grab	Jan-Dec	The intervention limit is 21 ug/L. If this limit is exceeded, the Permittee must take action as described in the Intervention Limits section of the permit.
WS 005 BLD 185 GAC Lead Vessel Effluent (Bld 185)	COD (Chemical Oxygen Demand)						Monitor only. daily maximum intervention limit	milligrams per liter	once per week	Grab	Jan-Dec	The intervention limit is 40 mg/L. If this limit is exceeded, the Permittee must take action as described in the Intervention Limits section of the permit.
WS 005 BLD 185 GAC Lead Vessel Effluent (Bld 185)	Dichloromethane (Methylene chloride)						Monitor only. daily maximum intervention limit	micrograms per liter	once per week	Grab	Jan-Dec	The intervention limit is 40 ug/L. If this limit is exceeded, the Permittee must take action as described in the Intervention Limits section of the permit.
WS 005 BLD 185 GAC Lead Vessel Effluent (Bld 185)	Diethyl phthalate						Monitor only. daily maximum intervention limit	micrograms per liter	once per week	Grab	Jan-Dec	The intervention limit is 203 ug/L. If this limit is exceeded, the Permittee must take action as described in the Intervention Limits section of the permit.
WS 005 BLD 185 GAC Lead Vessel Effluent (Bld 185)	Ethylbenzene						Monitor only. daily maximum intervention limit	micrograms per liter	once per week	Grab	Jan-Dec	The intervention limit is 32 ug/L. If this limit is exceeded, the Permittee must take action as described in the Intervention Limits section of the permit.

Subject item	Parameter	Discharge limitations						Monitoring requirements				Notes	
		Quantity /Loading avg.	Quantity /Loading max.	Quantity /Loading units	Quality /Conc. min.	Quality /Conc. avg.	Quality /Conc. max.	Quality/ Conc. units	Frequency	Sample type	Effective period		
WS 005 BLD 185 GAC Lead Vessel Effluent (Bld 185)	Toluene							Monitor only. daily maximum intervention limit	micrograms per liter	once per week	Grab	Jan-Dec	The intervention limit is 26 ug/L. If this limit is exceeded, the Permittee must take action as described in the Intervention Limits section of the permit.
WS 006 BLD 92 Potable Lag Vessel Effluent and WS 007 BLD 92 Non-Potable Lag Vessel Effluent													
WS 006 and WS 007	(Perfluorobutyl) sulfonamido acetic acid (FBSAA)						Monitor only. calendar quarter average	Monitor only. daily maximum	nanograms per liter	once per quarter	Grab	Mar, Jun, Sep, Dec	
WS 006 and WS 007	1,1,2,2-Tetrafluoro-2-[[1,1,1,2,3,3,4,4-octafluorobutan-2-yl)oxy]ethane-1-sulfonic acid (R-PSDCA / Byproduct 6)						Monitor only. calendar quarter average	Monitor only. daily maximum	nanograms per liter	once per quarter	Grab	Mar, Jun, Sep, Dec	
WS 006 and WS 007	10:2 Fluorotelomer sulfonic acid (10:2 FTSA)						Monitor only. calendar quarter average	Monitor only. daily maximum	nanograms per liter	once per quarter	Grab	Mar, Jun, Sep, Dec	
WS 006 and WS 007	11-Chloroperfluoro-3-oxaundecanesulfonic acid (11Cl-PF3OUdS / F-53B Minor)						Monitor only. calendar quarter average	Monitor only. daily maximum	nanograms per liter	once per quarter	Grab	Mar, Jun, Sep, Dec	
WS 006 and WS 007	2,2'-(((Nonafluorobutyl)sulfonyl)imino)diacetic acid (FBSEE diacid)						Monitor only. calendar quarter average	Monitor only. daily maximum	nanograms per liter	once per quarter	Grab	Mar, Jun, Sep, Dec	
WS 006 and WS 007	2,2,3,3-Tetrafluoro-3-methoxypropanoic						Monitor only.	Monitor only. daily	nanograms per liter	once per quarter	Grab	Mar, Jun, Sep, Dec	

Subject item	Parameter	Discharge limitations					Monitoring requirements					Notes
		Quantity /Loading avg.	Quantity /Loading max.	Quantity /Loading units	Quality /Conc. min.	Quality /Conc. avg.	Quality /Conc. max.	Quality/ Conc. units	Frequency	Sample type	Effective period	
	acid (MTP)					calendar quarter average	maximum					
WS 006 and WS 007	2,2,3,3-Tetrafluoro-3-[1,1,1,2,3,3-hexafluoro-3-(1,2,2,2-tetrafluoroethoxy)propan-2-yl]oxypropanoic acid (Hydro-EVE Acid)					Monitor only. calendar quarter average	Monitor only. daily maximum	nanograms per liter	once per quarter	Grab	Mar, Jun, Sep, Dec	
WS 006 and WS 007	2,3,3,3-Tetrafluoro-2-(trifluoromethyl)propanamide (PIBA)					Monitor only. calendar quarter average	Monitor only. daily maximum	nanograms per liter	once per quarter	Grab	Mar, Jun, Sep, Dec	
WS 006 and WS 007	2,3,3,3-Tetrafluoropropanoic acid (2333-TFPA)					Monitor only. calendar quarter average	Monitor only. daily maximum	nanograms per liter	once per quarter	Grab	Mar, Jun, Sep, Dec	
WS 006 and WS 007	2-(N-(Perfluorobutylsulfonyl)-N-methylamino)ethanol (MeFBSE)					Monitor only. calendar quarter average	Monitor only. daily maximum	nanograms per liter	once per quarter	Grab	Mar, Jun, Sep, Dec	
WS 006 and WS 007	2-(N-Ethylperfluorooctanesulfonamido)acetic acid (N-EtFOSAA / NEtFOSAA / EtFOSAA)					Monitor only. calendar quarter average	Monitor only. daily maximum	nanograms per liter	once per quarter	Grab	Mar, Jun, Sep, Dec	
WS 006 and WS 007	2-(N-methylperfluoro-1-octanesulfonamido)-ethanol (NMeFOSE)					Monitor only. calendar quarter average	Monitor only. daily maximum	nanograms per liter	once per quarter	Grab	Mar, Jun, Sep, Dec	

Subject item	Parameter	Discharge limitations						Monitoring requirements				Notes
		Quantity /Loading avg.	Quantity /Loading max.	Quantity /Loading units	Quality /Conc. min.	Quality /Conc. avg.	Quality /Conc. max.	Quality/ Conc. units	Frequency	Sample type	Effective period	
WS 006 and WS 007	2-(N-Methylperfluorooctanesulfonamido)acetic acid (N-MeFOSAA / NMeFOSAA / MeFOSAA)					Monitor only. calendar quarter average	Monitor only. daily maximum	nanograms per liter	once per quarter	Grab	Mar, Jun, Sep, Dec	
WS 006 and WS 007	2-(Perfluorodecyl)ethanoic acid (10:2 FTCA / FDEA)					Monitor only. calendar quarter average	Monitor only. daily maximum	nanograms per liter	once per quarter	Grab	Mar, Jun, Sep, Dec	
WS 006 and WS 007	2-(Perfluorodecyl)ethanol (10:2 FTOH)					Monitor only. calendar quarter average	Monitor only. daily maximum	nanograms per liter	once per quarter	Grab	Mar, Jun, Sep, Dec	
WS 006 and WS 007	2-(Perfluorohexyl)ethanoic acid (6:2 FTCA / FHEA)					Monitor only. calendar quarter average	Monitor only. daily maximum	nanograms per liter	once per quarter	Grab	Mar, Jun, Sep, Dec	
WS 006 and WS 007	2-(Perfluorohexyl)ethanol (6:2 FTOH)					Monitor only. calendar quarter average	Monitor only. daily maximum	nanograms per liter	once per quarter	Grab	Mar, Jun, Sep, Dec	
WS 006 and WS 007	2-(Perfluorooctyl)ethanoic acid (8:2 FTCA)					Monitor only. calendar quarter average	Monitor only. daily maximum	nanograms per liter	once per quarter	Grab	Mar, Jun, Sep, Dec	
WS 006 and WS 007	2-(Perfluorooctyl)ethanol (8:2 FTOH)					Monitor only. calendar	Monitor only. daily maximum	nanograms per liter	once per quarter	Grab	Mar, Jun, Sep, Dec	

Subject item	Parameter	Discharge limitations					Monitoring requirements					Notes
		Quantity /Loading avg.	Quantity /Loading max.	Quantity /Loading units	Quality /Conc. min.	Quality /Conc. avg.	Quality /Conc. max.	Quality/ Conc. units	Frequency	Sample type	Effective period	
						quarter average						
WS 006 and WS 007	2H,2H,3H,3H-Perfluorooctanoic acid (5:3 FTCA)					Monitor only. calendar quarter average	Monitor only. daily maximum	nanograms per liter	once per quarter	Grab	Mar, Jun, Sep, Dec	
WS 006 and WS 007	2H-Perfluoro-2-decenoic acid (8:2 FTUCA)					Monitor only. calendar quarter average	Monitor only. daily maximum	nanograms per liter	once per quarter	Grab	Mar, Jun, Sep, Dec	
WS 006 and WS 007	2H-Perfluoro-2-dodecenoate (10:2 FTUCA)					Monitor only. calendar quarter average	Monitor only. daily maximum	nanograms per liter	once per quarter	Grab	Mar, Jun, Sep, Dec	
WS 006 and WS 007	2H-Perfluoro-2-octenoic acid (6:2) (6:2 FTUCA)					Monitor only. calendar quarter average	Monitor only. daily maximum	nanograms per liter	once per quarter	Grab	Mar, Jun, Sep, Dec	
WS 006 and WS 007	3-((3-((2-Carboxyethyl)((tridecafluorohexyl)sulfonyl)amino)propyl)(dimethyl)azaniumyl)propanoate (PHSA-DC)					Monitor only. calendar quarter average	Monitor only. daily maximum	nanograms per liter	once per quarter	Grab	Mar, Jun, Sep, Dec	
WS 006 and WS 007	3-((3-((2-Hydroxyethyl)(dimethyl)azaniumyl)propyl)((perfluorobutyl)sulfonyl)amino)propane-1-sulfonate (PBSA-S1)					Monitor only. calendar quarter average	Monitor only. daily maximum	nanograms per liter	once per quarter	Grab	Mar, Jun, Sep, Dec	

Subject item	Parameter	Discharge limitations						Monitoring requirements				Notes
		Quantity /Loading avg.	Quantity /Loading max.	Quantity /Loading units	Quality /Conc. min.	Quality /Conc. avg.	Quality /Conc. max.	Quality/ Conc. units	Frequency	Sample type	Effective period	
WS 006 and WS 007	3-((3-((N-(2-Carboxyethyl)-perfluorobutyl)sulfonamido)propyl)-dimethylammonio)propanoate (PBSA-DC)					Monitor only. calendar quarter average	Monitor only. daily maximum	nanograms per liter	once per quarter	Grab	Mar, Jun, Sep, Dec	
WS 006 and WS 007	3-(Dimethyl(3-(((tridecafluorohexyl)sulfonyl)amino)propyl)azaniumyl)-2-hydroxypropane-1-sulfonate (PHSA-OH1)					Monitor only. calendar quarter average	Monitor only. daily maximum	nanograms per liter	once per quarter	Grab	Mar, Jun, Sep, Dec	
WS 006 and WS 007	3-(Dimethyl(3-(((tridecafluorohexyl)sulfonyl)amino)propyl)azaniumyl)propanoate (PHSA-C2)					Monitor only. calendar quarter average	Monitor only. daily maximum	nanograms per liter	once per quarter	Grab	Mar, Jun, Sep, Dec	
WS 006 and WS 007	3-(Perfluoroheptyl)propanoic acid (7:3 FTCA)					Monitor only. calendar quarter average	Monitor only. daily maximum	nanograms per liter	once per quarter	Grab	Mar, Jun, Sep, Dec	
WS 006 and WS 007	3-(3-[(2-Hydroxyethyl)(dimethyl)azaniumyl]propyl[(perfluorohexyl)sulfonyl]amino)-1-propanesulfonate (PHSA-S1)					Monitor only. calendar quarter average	Monitor only. daily maximum	nanograms per liter	once per quarter	Grab	Mar, Jun, Sep, Dec	
WS 006 and WS 007	3-[[3-(Dimethylamino)propyl][[(1,1,2,2,3,3,4,4,5,5,6,6,6-tridecafluorohexyl)sulfonyl]amino]-1-					Monitor only. calendar quarter average	Monitor only. daily maximum	nanograms per liter	once per quarter	Grab	Mar, Jun, Sep, Dec	

Subject item	Parameter	Discharge limitations						Monitoring requirements				Notes
		Quantity /Loading avg.	Quantity /Loading max.	Quantity /Loading units	Quality /Conc. min.	Quality /Conc. avg.	Quality /Conc. max.	Quality /Conc. units	Frequency	Sample type	Effective period	
	propanesulfonic acid (PHSA-S3)											
WS 006 and WS 007	3:3 Fluorotelomer carboxylic acid (3:3 FTCA)					Monitor only. calendar quarter average	Monitor only. daily maximum	nanograms per liter	once per quarter	Grab	Mar, Jun, Sep, Dec	
WS 006 and WS 007	4,8-Dioxa-3H-perfluorononanoic acid (ADONA)					Monitor only. calendar quarter average	Monitor only. daily maximum	nanograms per liter	once per quarter	Grab	Mar, Jun, Sep, Dec	
WS 006 and WS 007	4-(2-Carboxy-1,1,2,2-tetrafluoroethoxy)-perfluoropentanoic acid (R-EVE)					Monitor only. calendar quarter average	Monitor only. daily maximum	nanograms per liter	once per quarter	Grab	Mar, Jun, Sep, Dec	
WS 006 and WS 007	4:2 Fluorotelomer alcohol (4:2 FTOH)					Monitor only. calendar quarter average	Monitor only. daily maximum	nanograms per liter	once per quarter	Grab	Mar, Jun, Sep, Dec	
WS 006 and WS 007	4H-Perfluorobutanoic acid (4H-PFBA)					Monitor only. calendar quarter average	Monitor only. daily maximum	nanograms per liter	once per quarter	Grab	Mar, Jun, Sep, Dec	
WS 006 and WS 007	5-(1,2,2,2-Tetrafluoro)ethoxy-perfluoro-3-oxa-4-methylpentanesulfonic acid (Hydro-PS Acid / PFESA BP 2)					Monitor only. calendar quarter average	Monitor only. daily maximum	nanograms per liter	once per quarter	Grab	Mar, Jun, Sep, Dec	
WS 006 and WS 007	6:2 Fluorotelomer					Monitor	Monitor	nanograms	once per	Grab	Mar, Jun,	

Subject item	Parameter	Discharge limitations						Monitoring requirements				Notes
		Quantity /Loading avg.	Quantity /Loading max.	Quantity /Loading units	Quality /Conc. min.	Quality /Conc. avg.	Quality /Conc. max.	Quality/ Conc. units	Frequency	Sample type	Effective period	
007	sulfonic acid (6:2 FTS)					only. calendar quarter average	only. daily maximum	per liter	quarter		Sep, Dec	
WS 006 and WS 007	7:2 sFluorotelomer alcohol (7:2 FTOH)					Monitor only. calendar quarter average	Monitor only. daily maximum	nanograms per liter	once per quarter	Grab	Mar, Jun, Sep, Dec	
WS 006 and WS 007	Benzyltriphenylphosphonium (TPBP)					Monitor only. calendar quarter average	Monitor only. daily maximum	nanograms per liter	once per quarter	Grab	Mar, Jun, Sep, Dec	
WS 006 and WS 007	Bisphenol AF (BPAF)					Monitor only. calendar quarter average	Monitor only. daily maximum	nanograms per liter	once per quarter	Grab	Mar, Jun, Sep, Dec	
WS 006 and WS 007	Fluorine, Total Organic (TOF)					Monitor only. calendar quarter average	Monitor only. daily maximum	nanograms per liter	once per quarter	Grab	Mar, Jun, Sep, Dec	
WS 006 and WS 007	Fluoro[perfluoro-2-(perfluoro-2-sulfoethoxy)propoxy]acetic acid (Hydrolyzed PSDA / 49 Byproduct 5)					Monitor only. calendar quarter average	Monitor only. daily maximum	nanograms per liter	once per quarter	Grab	Mar, Jun, Sep, Dec	
WS 006 and WS 007	Lithium bis[(trifluoromethyl)sulfonyl]azanide (HQ-115 / TFSI-LI)					Monitor only. calendar quarter average	Monitor only. daily maximum	nanograms per liter	once per quarter	Grab	Mar, Jun, Sep, Dec	

Subject item	Parameter	Discharge limitations						Monitoring requirements				Notes
		Quantity /Loading avg.	Quantity /Loading max.	Quantity /Loading units	Quality /Conc. min.	Quality /Conc. avg.	Quality /Conc. max.	Quality/ Conc. units	Frequency	Sample type	Effective period	
WS 006 and WS 007	Methane, bis[(trifluoromethyl)sulfonyl]- (MEDSULF)					Monitor only. calendar quarter average	Monitor only. daily maximum	nanograms per liter	once per quarter	Grab	Mar, Jun, Sep, Dec	
WS 006 and WS 007	N,N-Bis(2-hydroxyethyl)perfluorobutanesulfonamide (FBSEE / FBSEE Diol)					Monitor only. calendar quarter average	Monitor only. daily maximum	nanograms per liter	once per quarter	Grab	Mar, Jun, Sep, Dec	
WS 006 and WS 007	N-(2-Hydroxyethyl)-N,N-dimethyl-3-(((tridecafluorohexyl)sulfonyl)amino)propan-1-aminium (PHSA-E1)					Monitor only. calendar quarter average	Monitor only. daily maximum	nanograms per liter	once per quarter	Grab	Mar, Jun, Sep, Dec	
WS 006 and WS 007	N-(3-(Dimethylamino)propyl) perfluorohexane sulfonamide (PHSA)					Monitor only. calendar quarter average	Monitor only. daily maximum	nanograms per liter	once per quarter	Grab	Mar, Jun, Sep, Dec	
WS 006 and WS 007	N-(Methyl)nonafluorobutanesulfonamide (MeFBSA)					Monitor only. calendar quarter average	Monitor only. daily maximum	nanograms per liter	once per quarter	Grab	Mar, Jun, Sep, Dec	
WS 006 and WS 007	N-(Perfluorobutanesulfonyl)-N-(3-dimethylaminopropyl)-3-aminopropanoic acid (PBSA-C1)					Monitor only. calendar quarter average	Monitor only. daily maximum	nanograms per liter	once per quarter	Grab	Mar, Jun, Sep, Dec	
WS 006 and WS 007	N-(Perfluorohexanesulfonyl)-N-(3-					Monitor only. calendar	Monitor only. daily maximum	nanograms per liter	once per quarter	Grab	Mar, Jun, Sep, Dec	

Subject item	Parameter	Discharge limitations						Monitoring requirements				Notes
		Quantity /Loading avg.	Quantity /Loading max.	Quantity /Loading units	Quality /Conc. min.	Quality /Conc. avg.	Quality /Conc. max.	Quality/ Conc. units	Frequency	Sample type	Effective period	
	dimethylaminopropyl)-3-aminopropanoic acid (PHSA-C1)					quarter average						
WS 006 and WS 007	N-Ethyl-N-(2-hydroxyethyl)perfluorooctane sulfonamide (N-EtFOSE)					Monitor only. calendar quarter average	Monitor only. daily maximum	nanograms per liter	once per quarter	Grab	Mar, Jun, Sep, Dec	
WS 006 and WS 007	N-Ethylperfluorooctanesulfonamide (EtFOSA / N-EtFOSA)					Monitor only. calendar quarter average	Monitor only. daily maximum	nanograms per liter	once per quarter	Grab	Mar, Jun, Sep, Dec	
WS 006 and WS 007	N-Methyl-N-[(perfluorobutyl)sulfonyl]glycine (MeFBSAA)					Monitor only. calendar quarter average	Monitor only. daily maximum	nanograms per liter	once per quarter	Grab	Mar, Jun, Sep, Dec	
WS 006 and WS 007	N-methylperfluoro-1-octanesulfonamide (MeFOSA / NMeFOSA)					Monitor only. calendar quarter average	Monitor only. daily maximum	nanograms per liter	once per quarter	Grab	Mar, Jun, Sep, Dec	
WS 006 and WS 007	Perfluoro(2-((6-chlorohexyl)oxy)ethanesulfonic acid) (9Cl-PF3ONS / F53B Major)					Monitor only. calendar quarter average	Monitor only. daily maximum	nanograms per liter	once per quarter	Grab	Mar, Jun, Sep, Dec	
WS 006 and WS 007	Perfluoro(4-methoxybutanoic acid) (PFECA-A / PFMBA)					Monitor only. calendar quarter average	Monitor only. daily maximum	nanograms per liter	once per quarter	Grab	Mar, Jun, Sep, Dec	
WS 006 and WS 007	Perfluoro-2-					Monitor	Monitor	nanograms	once per	Grab	Mar, Jun,	

Subject item	Parameter	Discharge limitations						Monitoring requirements				Notes
		Quantity /Loading avg.	Quantity /Loading max.	Quantity /Loading units	Quality /Conc. min.	Quality /Conc. avg.	Quality /Conc. max.	Quality/ Conc. units	Frequency	Sample type	Effective period	
007	(perfluoromethoxy)propanoic acid (PMPA / PFECA F)					only. calendar quarter average	only. daily maximum	per liter	quarter		Sep, Dec	
WS 006 and WS 007	Perfluoro-2-ethoxyethanesulfonic acid (PFEEESA)					Monitor only. calendar quarter average	Monitor only. daily maximum	nanograms per liter	once per quarter	Grab	Mar, Jun, Sep, Dec	
WS 006 and WS 007	Perfluoro-2-ethoxypropanoic acid (PEPA)					Monitor only. calendar quarter average	Monitor only. daily maximum	nanograms per liter	once per quarter	Grab	Mar, Jun, Sep, Dec	
WS 006 and WS 007	Perfluoro-2-methoxyacetic acid (PFMOAA)					Monitor only. calendar quarter average	Monitor only. daily maximum	nanograms per liter	once per quarter	Grab	Mar, Jun, Sep, Dec	
WS 006 and WS 007	Perfluoro-2-methyl-3-oxahexanoic acid (HFPO-DA / GenX)					Monitor only. calendar quarter average	Monitor only. daily maximum	nanograms per liter	once per quarter	Grab	Mar, Jun, Sep, Dec	
WS 006 and WS 007	Perfluoro-3,5,7,9,11-pentaaxadodecanoic acid (PFO5DA)					Monitor only. calendar quarter average	Monitor only. daily maximum	nanograms per liter	once per quarter	Grab	Mar, Jun, Sep, Dec	
WS 006 and WS 007	Perfluoro-3,5,7,9-butaxadecanoic acid (PFO4DA)					Monitor only. calendar quarter average	Monitor only. daily maximum	nanograms per liter	once per quarter	Grab	Mar, Jun, Sep, Dec	

Subject item	Parameter	Discharge limitations					Monitoring requirements					Notes
		Quantity /Loading avg.	Quantity /Loading max.	Quantity /Loading units	Quality /Conc. min.	Quality /Conc. avg.	Quality /Conc. max.	Quality/ Conc. units	Frequency	Sample type	Effective period	
WS 006 and WS 007	Perfluoro-3,5,7-trioxaoctanoic acid (PFO3OA)					Monitor only. calendar quarter average	Monitor only. daily maximum	nanograms per liter	once per quarter	Grab	Mar, Jun, Sep, Dec	
WS 006 and WS 007	Perfluoro-3,5-dioxaheptanoic acid (PFO2HxA)					Monitor only. calendar quarter average	Monitor only. daily maximum	nanograms per liter	once per quarter	Grab	Mar, Jun, Sep, Dec	
WS 006 and WS 007	Perfluoro-3,6-dioxa-4-methyl-7-octene-1-sulfonic acid (PS Acid / PFESA BP 1)					Monitor only. calendar quarter average	Monitor only. daily maximum	nanograms per liter	once per quarter	Grab	Mar, Jun, Sep, Dec	
WS 006 and WS 007	Perfluoro-3,6-dioxaheptanoic acid (PFECA-B / NFDHA)					Monitor only. calendar quarter average	Monitor only. daily maximum	nanograms per liter	once per quarter	Grab	Mar, Jun, Sep, Dec	
WS 006 and WS 007	Perfluoro-3-methoxypropanoic acid (PFMPA)					Monitor only. calendar quarter average	Monitor only. daily maximum	nanograms per liter	once per quarter	Grab	Mar, Jun, Sep, Dec	
WS 006 and WS 007	Perfluoro-3-[1-(ethenoxy)propan-2-yl]oxypropanoic acid (EVE Acid)					Monitor only. calendar quarter average	Monitor only. daily maximum	nanograms per liter	once per quarter	Grab	Mar, Jun, Sep, Dec	
WS 006 and WS 007	Perfluoro-4-(2-sulfoethoxy)pentanoic acid (R-PSDA / BPFESA)					Monitor only. calendar quarter	Monitor only. daily maximum	nanograms per liter	once per quarter	Grab	Mar, Jun, Sep, Dec	

Subject item	Parameter	Discharge limitations					Monitoring requirements					Notes
		Quantity /Loading avg.	Quantity /Loading max.	Quantity /Loading units	Quality /Conc. min.	Quality /Conc. avg.	Quality /Conc. max.	Quality/ Conc. units	Frequency	Sample type	Effective period	
WS 006 and WS 007	Perfluoro-4-isopropoxybutanoic acid (PFECA-G)					average	Monitor only. daily calendar quarter average	nanograms per liter	once per quarter	Grab	Mar, Jun, Sep, Dec	
WS 006 and WS 007	Perfluorobutane-1-sulfinic acid (PFBSi)						Monitor only. daily calendar quarter average	nanograms per liter	once per quarter	Grab	Mar, Jun, Sep, Dec	
WS 006 and WS 007	Perfluorobutane-1-sulfonamidoethanol (FBSE)						Monitor only. daily calendar quarter average	nanograms per liter	once per quarter	Grab	Mar, Jun, Sep, Dec	
WS 006 and WS 007	Perfluorobutane-N-(3-(dimethylamino)propyl)-1-sulfonamide sulfonamido amine (PBSA)						Monitor only. daily calendar quarter average	nanograms per liter	once per quarter	Grab	Mar, Jun, Sep, Dec	
WS 006 and WS 007	Perfluorobutanesulfonamide (FBSA)						Monitor only. daily calendar quarter average	nanograms per liter	once per quarter	Grab	Mar, Jun, Sep, Dec	
WS 006 and WS 007	Perfluorobutanesulfonic acid (PFBS)						Monitor only. daily calendar quarter average	nanograms per liter	once per quarter	Grab	Mar, Jun, Sep, Dec	
WS 006 and WS 007	Perfluorobutanoic acid (PFBA)						Monitor only. daily calendar	nanograms per liter	once per quarter	Grab	Mar, Jun, Sep, Dec	

Subject item	Parameter	Discharge limitations					Monitoring requirements					Notes
		Quantity /Loading avg.	Quantity /Loading max.	Quantity /Loading units	Quality /Conc. min.	Quality /Conc. avg.	Quality /Conc. max.	Quality/ Conc. units	Frequency	Sample type	Effective period	
						quarter average						
WS 006 and WS 007	Perfluorodecanesulfonic acid (PFDS)					Monitor only. calendar quarter average	Monitor only. daily maximum	nanograms per liter	once per quarter	Grab	Mar, Jun, Sep, Dec	
WS 006 and WS 007	Perfluorodecanoic acid (PFDA)					Monitor only. calendar quarter average	Monitor only. daily maximum	nanograms per liter	once per quarter	Grab	Mar, Jun, Sep, Dec	
WS 006 and WS 007	Perfluorododecanesulfonic acid (PFDoS)					Monitor only. calendar quarter average	Monitor only. daily maximum	nanograms per liter	once per quarter	Grab	Mar, Jun, Sep, Dec	
WS 006 and WS 007	Perfluorododecanoic acid (PFDoA)					Monitor only. calendar quarter average	Monitor only. daily maximum	nanograms per liter	once per quarter	Grab	Mar, Jun, Sep, Dec	
WS 006 and WS 007	Perfluoroethanesulfonic acid (PFES / PFETs)					Monitor only. calendar quarter average	Monitor only. daily maximum	nanograms per liter	once per quarter	Grab	Mar, Jun, Sep, Dec	
WS 006 and WS 007	Perfluoroheptanesulfonic acid (PFHpS)					Monitor only. calendar quarter average	Monitor only. daily maximum	nanograms per liter	once per quarter	Grab	Mar, Jun, Sep, Dec	
WS 006 and WS 007	Perfluoroheptanoic acid (PFHpA)					Monitor only.	Monitor only. daily	nanograms per liter	once per quarter	Grab	Mar, Jun, Sep, Dec	

Subject item	Parameter	Discharge limitations					Monitoring requirements					Notes
		Quantity /Loading avg.	Quantity /Loading max.	Quantity /Loading units	Quality /Conc. min.	Quality /Conc. avg.	Quality /Conc. max.	Quality/ Conc. units	Frequency	Sample type	Effective period	
						calendar quarter average	maximum					
WS 006 and WS 007	Perfluorohexadecanoic acid (PFHxDA)					Monitor only. calendar quarter average	Monitor only. daily maximum	nanograms per liter	once per quarter	Grab	Mar, Jun, Sep, Dec	
WS 006 and WS 007	Perfluorohexanesulfonamide (PFHxSA)					Monitor only. calendar quarter average	Monitor only. daily maximum	nanograms per liter	once per quarter	Grab	Mar, Jun, Sep, Dec	
WS 006 and WS 007	Perfluorohexanesulfonic acid (PFH1S / PFHS / PFHxS)					Monitor only. calendar quarter average	Monitor only. daily maximum	nanograms per liter	once per quarter	Grab	Mar, Jun, Sep, Dec	
WS 006 and WS 007	Perfluorohexanoic acid (PFHxA)					Monitor only. calendar quarter average	Monitor only. daily maximum	nanograms per liter	once per quarter	Grab	Mar, Jun, Sep, Dec	
WS 006 and WS 007	Perfluorononanesulfonic acid (PFNS)					Monitor only. calendar quarter average	Monitor only. daily maximum	nanograms per liter	once per quarter	Grab	Mar, Jun, Sep, Dec	
WS 006 and WS 007	Perfluorononanoic acid (PFNA)					Monitor only. calendar quarter average	Monitor only. daily maximum	nanograms per liter	once per quarter	Grab	Mar, Jun, Sep, Dec	
WS 006 and WS 007	Perfluorooctadecanoic					Monitor	Monitor	nanograms	once per	Grab	Mar, Jun,	

Subject item	Parameter	Discharge limitations						Monitoring requirements				Notes
		Quantity /Loading avg.	Quantity /Loading max.	Quantity /Loading units	Quality /Conc. min.	Quality /Conc. avg.	Quality /Conc. max.	Quality/ Conc. units	Frequency	Sample type	Effective period	
007	acid (PFODA)					only. calendar quarter average	only. daily maximum	per liter	quarter		Sep, Dec	
WS 006 and WS 007	Perfluorooctanesulfonamide (PFOSA / FOSA)					Monitor only. calendar quarter average	Monitor only. daily maximum	nanograms per liter	once per quarter	Grab	Mar, Jun, Sep, Dec	
WS 006 and WS 007	Perfluorooctanesulfonic acid (PFOS)					Monitor only. calendar quarter average	Monitor only. daily maximum	nanograms per liter	once per quarter	Grab	Mar, Jun, Sep, Dec	
WS 006 and WS 007	Perfluorooctanoic acid (PFOA)					Monitor only. calendar quarter average	Monitor only. daily maximum	nanograms per liter	once per quarter	Grab	Mar, Jun, Sep, Dec	
WS 006 and WS 007	Perfluoropentanesulfonic acid (PFPeS)					Monitor only. calendar quarter average	Monitor only. daily maximum	nanograms per liter	once per quarter	Grab	Mar, Jun, Sep, Dec	
WS 006 and WS 007	Perfluoropentanoic acid (PFPeA)					Monitor only. calendar quarter average	Monitor only. daily maximum	nanograms per liter	once per quarter	Grab	Mar, Jun, Sep, Dec	
WS 006 and WS 007	Perfluoropropanesulfonic acid (PFPrS)					Monitor only. calendar quarter average	Monitor only. daily maximum	nanograms per liter	once per quarter	Grab	Mar, Jun, Sep, Dec	

Subject item	Parameter	Discharge limitations					Monitoring requirements					Notes
		Quantity /Loading avg.	Quantity /Loading max.	Quantity /Loading units	Quality /Conc. min.	Quality /Conc. avg.	Quality /Conc. max.	Quality/ Conc. units	Frequency	Sample type	Effective period	
WS 006 and WS 007	Perfluoropropanoic acid (PFPA / PFPrA)					Monitor only. calendar quarter average	Monitor only. daily maximum	nanograms per liter	once per quarter	Grab	Mar, Jun, Sep, Dec	
WS 006 and WS 007	Perfluorotetradecanoic acid (PFTeDA / PFTeA / PFTA)					Monitor only. calendar quarter average	Monitor only. daily maximum	nanograms per liter	once per quarter	Grab	Mar, Jun, Sep, Dec	
WS 006 and WS 007	Perfluorotridecanoic acid (PFTrA / PFTrDA)					Monitor only. calendar quarter average	Monitor only. daily maximum	nanograms per liter	once per quarter	Grab	Mar, Jun, Sep, Dec	
WS 006 and WS 007	Perfluoroundecanoic acid (PFUnA)					Monitor only. calendar quarter average	Monitor only. daily maximum	nanograms per liter	once per quarter	Grab	Mar, Jun, Sep, Dec	
WS 006 and WS 007	Potassium 2,2,3,3-tetrafluoropropanoate (2233-TFPA)					Monitor only. calendar quarter average	Monitor only. daily maximum	nanograms per liter	once per quarter	Grab	Mar, Jun, Sep, Dec	
WS 006 and WS 007	Potassium N,N-bis(perfluorobutanesulfonyl)amide (DBI)					Monitor only. calendar quarter average	Monitor only. daily maximum	nanograms per liter	once per quarter	Grab	Mar, Jun, Sep, Dec	
WS 006 and WS 007	Potassium perfluoro-4-ethylcyclohexanesulfonate (PECHS / PFECHS)					Monitor only. calendar quarter	Monitor only. daily maximum	nanograms per liter	once per quarter	Grab	Mar, Jun, Sep, Dec	

Subject item	Parameter	Discharge limitations						Monitoring requirements				Notes	
		Quantity /Loading avg.	Quantity /Loading max.	Quantity /Loading units	Quality /Conc. min.	Quality /Conc. avg.	Quality /Conc. max.	Quality /Conc. units	Frequency	Sample type	Effective period		
WS 006 and WS 007	Sodium 1,1,2,2-tetrafluoro-2-(1,2,2,2-tetrafluoroethoxy)ethane-1-sulfonate (NVHOS)					average	Monitor only. calendar quarter average	Monitor only. daily maximum	nanograms per liter	once per quarter	Grab	Mar, Jun, Sep, Dec	
WS 006 and WS 007	Trifluoroacetic acid (TFA)						Monitor only. calendar quarter average	Monitor only. daily maximum	nanograms per liter	once per quarter	Grab	Mar, Jun, Sep, Dec	
WS 006 and WS 007	Trifluoromethanesulfonic acid (TFMS / PFMeS)						Monitor only. calendar quarter average	Monitor only. daily maximum	nanograms per liter	once per quarter	Grab	Mar, Jun, Sep, Dec	
WS 006 and WS 007	[3-(Heptadecafluorooctyl sulfonylamino)propyl] dimethylamine N-oxide (AOF)						Monitor only. calendar quarter average	Monitor only. daily maximum	nanograms per liter	once per quarter	Grab	Mar, Jun, Sep, Dec	
WS 008 Basin 2L-01: Former D8 Disposal Area & East Cove/Railroad, WS 009 Basin 3J/3T: 3J-01, 3R-01, 3R-02, 3R-03, 3T-01: Former Incinerator Area, WS 010 Basin 3U: 3U-01/BML 001: Former Incinerator Area, WS 011 Basin 3V: 3V-01: Former Incinerator Area, WS 012 Basin 3Z: 3Z-01, 3Z-02/BML 005: Contractor Village, WS 013 Fire Training Area Pond: 3AL-02/Fire Training Pond: Fire Training Area, WS 014 Basin 3AL: 3AL-01, 3AL-03, 3AL-04: Contractor Village, WS 015 Manhole 3Y Basin: 3Y-01: Contractor Village, WS 016 Basin AB-01: Former D8 Disposal Area, WS 017 Basin 2AA: 2AA-01/BML 003: Former D8 Disposal Area, WS018 Basin 2I/Pond 3: Bypass Basin (fka 2I-01, 2I-02, 2I-03, 2I-04 and 2I-05): Former D5 Disposal Area, WS 019 Basin AD: AD-02, AD-03/BML 004: Wastewater Treatment Plant, WS 021 Basin 1E: 1E-01, 1E-02, 1F-01, 1G-02, AM-01: Front Entrance/Building 57/North Access Road, WS 022 Basin AG: AG-01, AG-02, AG-03: Building 57/North Access Road, WS 024 Basin AB-03: Former D8 Disposal Area, WS 025 Basin AB-04: Former D8 Disposal Area, WS 026 Basin 3W/3X: 3W-01, 3X-01, 3X-02: Fire Training Area, WS 027 Basin 1AI-01: Building 57/North Access Road													
WS 008, WS 009, WS 010, WS 011, WS 012, WS 013, WS 014, WS 015, WS 016, WS 017, WS018,	(Perfluorobutyl) sulfonamido acetic acid (FBSAA)						Monitor only. calendar year average	Monitor only. daily maximum	nanograms per liter	once per year	Grab	Jan-Dec	

Subject item	Parameter	Discharge limitations						Monitoring requirements				Notes
		Quantity /Loading avg.	Quantity /Loading max.	Quantity /Loading units	Quality /Conc. min.	Quality /Conc. avg.	Quality /Conc. max.	Quality/ Conc. units	Frequency	Sample type	Effective period	
WS 019, WS 021, WS 022, WS 024, WS 025, WS 026, WS 027												
WS 008, WS 009, WS 010, WS 011, WS 012, WS 013, WS 014, WS 015, WS 016, WS 017, WS018, WS 019, WS 021, WS 022, WS 024, WS 025, WS 026, WS 027	1,1,2,2-Tetrafluoro-2-[(1,1,1,2,3,3,4,4-octafluorobutan-2-yl)oxy]ethane-1-sulfonic acid (R-PSDCA / Byproduct 6)					Monitor only. calendar year average	Monitor only. daily maximum	nanograms per liter	once per year	Grab	Jan-Dec	
WS 008, WS 009, WS 010, WS 011, WS 012, WS 013, WS 014, WS 015, WS 016, WS 017, WS018, WS 019, WS 021, WS 022, WS 024, WS 025, WS 026, WS 027	10:2 Fluorotelomer sulfonic acid (10:2 FTSA)					Monitor only. calendar year average	Monitor only. daily maximum	nanograms per liter	once per year	Grab	Jan-Dec	
WS 008, WS 009, WS 010,	11-Chloroperfluoro-3-oxaundecanesulfonic					Monitor only.	Monitor only. daily	nanograms per liter	once per year	Grab	Jan-Dec	

Subject item	Parameter	Discharge limitations					Monitoring requirements					Notes
		Quantity /Loading avg.	Quantity /Loading max.	Quantity /Loading units	Quality /Conc. min.	Quality /Conc. avg.	Quality /Conc. max.	Quality/ Conc. units	Frequency	Sample type	Effective period	
WS 011, WS 012, WS 013, WS 014, WS 015, WS 016, WS 017, WS018, WS 019, WS 021, WS 022, WS 024, WS 025, WS 026, WS 027	acid (11Cl-PF3OUdS / F-53B Minor)					calendar year average	maximum					
WS 008, WS 009, WS 010, WS 011, WS 012, WS 013, WS 014, WS 015, WS 016, WS 017, WS018, WS 019, WS 021, WS 022, WS 024, WS 025, WS 026, WS 027	2,2'-(((Nonafluorobutyl)sulfonyl)imino)diacetic acid (FBSEE diacid)					Monitor only. calendar year average	Monitor only. daily maximum	nanograms per liter	once per year	Grab	Jan-Dec	
WS 008, WS 009, WS 010, WS 011, WS 012, WS 013, WS 014, WS 015, WS 016, WS 017, WS018, WS 019, WS	2,2,3,3-Tetrafluoro-3-methoxypropanoic acid (MTP)					Monitor only. calendar year average	Monitor only. daily maximum	nanograms per liter	once per year	Grab	Jan-Dec	

Subject item	Parameter	Discharge limitations						Monitoring requirements			Notes	
		Quantity /Loading avg.	Quantity /Loading max.	Quantity /Loading units	Quality /Conc. min.	Quality /Conc. avg.	Quality /Conc. max.	Quality/ Conc. units	Frequency	Sample type		Effective period
021, WS 022, WS 024, WS 025, WS 026, WS 027												
WS 008, WS 009, WS 010, WS 011, WS 012, WS 013, WS 014, WS 015, WS 016, WS 017, WS018, WS 019, WS 021, WS 022, WS 024, WS 025, WS 026, WS 027	2,2,3,3-Tetrafluoro-3-[1,1,1,2,3,3-hexafluoro-3-(1,2,2,2-tetrafluoroethoxy)propan-2-yl]oxypropanoic acid (Hydro-EVE Acid)					Monitor only. calendar year average	Monitor only. daily maximum	nanograms per liter	once per year	Grab	Jan-Dec	
WS 008, WS 009, WS 010, WS 011, WS 012, WS 013, WS 014, WS 015, WS 016, WS 017, WS018, WS 019, WS 021, WS 022, WS 024, WS 025, WS 026, WS 027	2,3,3,3-Tetrafluoro-2-(trifluoromethyl)propanamide (PIBA)					Monitor only. calendar year average	Monitor only. daily maximum	nanograms per liter	once per year	Grab	Jan-Dec	
WS 008, WS 009, WS 010,	2,3,3,3-Tetrafluoropropanoic acid (2333-TFPA)					Monitor only. calendar	Monitor only. daily maximum	nanograms per liter	once per year	Grab	Jan-Dec	

Subject item	Parameter	Discharge limitations						Monitoring requirements			Notes	
		Quantity /Loading avg.	Quantity /Loading max.	Quantity /Loading units	Quality /Conc. min.	Quality /Conc. avg.	Quality /Conc. max.	Quality/ Conc. units	Frequency	Sample type		Effective period
WS 011, WS 012, WS 013, WS 014, WS 015, WS 016, WS 017, WS018, WS 019, WS 021, WS 022, WS 024, WS 025, WS 026, WS 027						year average						
WS 008, WS 009, WS 010, WS 011, WS 012, WS 013, WS 014, WS 015, WS 016, WS 017, WS018, WS 019, WS 021, WS 022, WS 024, WS 025, WS 026, WS 027	2-(N-(Perfluorobutylsulfonyl)-N-methylamino)ethanol (MeFBSE)					Monitor only. calendar year average	Monitor only. daily maximum	nanograms per liter	once per year	Grab	Jan-Dec	
WS 008, WS 009, WS 010, WS 011, WS 012, WS 013, WS 014, WS 015, WS 016, WS 017, WS018, WS 019, WS	2-(N-Ethylperfluorooctanesulfonamido)acetic acid (N-EtFOSAA / NEtFOSAA / EtFOSAA)					Monitor only. calendar year average	Monitor only. daily maximum	nanograms per liter	once per year	Grab	Jan-Dec	

Subject item	Parameter	Discharge limitations						Monitoring requirements				Notes
		Quantity /Loading avg.	Quantity /Loading max.	Quantity /Loading units	Quality /Conc. min.	Quality /Conc. avg.	Quality /Conc. max.	Quality/ Conc. units	Frequency	Sample type	Effective period	
021, WS 022, WS 024, WS 025, WS 026, WS 027												
WS 008, WS 009, WS 010, WS 011, WS 012, WS 013, WS 014, WS 015, WS 016, WS 017, WS018, WS 019, WS 021, WS 022, WS 024, WS 025, WS 026, WS 027	2-(N-methylperfluoro-1-octanesulfonamido)ethanol (NMeFOSE)					Monitor only. calendar year average	Monitor only. daily maximum	nanograms per liter	once per year	Grab	Jan-Dec	
WS 008, WS 009, WS 010, WS 011, WS 012, WS 013, WS 014, WS 015, WS 016, WS 017, WS018, WS 019, WS 021, WS 022, WS 024, WS 025, WS 026, WS 027	2-(N-Methylperfluorooctanesulfonamido)acetic acid (N-MeFOSAA / NMeFOSAA / MeFOSAA)					Monitor only. calendar year average	Monitor only. daily maximum	nanograms per liter	once per year	Grab	Jan-Dec	
WS 008, WS 009, WS 010,	2-(Perfluorodecyl)ethanoic acid (10:2 FTCA /					Monitor only. calendar	Monitor only. daily maximum	nanograms per liter	once per year	Grab	Jan-Dec	

Subject item	Parameter	Discharge limitations					Monitoring requirements					Notes
		Quantity /Loading avg.	Quantity /Loading max.	Quantity /Loading units	Quality /Conc. min.	Quality /Conc. avg.	Quality /Conc. max.	Quality/ Conc. units	Frequency	Sample type	Effective period	
WS 011, WS 012, WS 013, WS 014, WS 015, WS 016, WS 017, WS018, WS 019, WS 021, WS 022, WS 024, WS 025, WS 026, WS 027	FDEA)					year average						
WS 008, WS 009, WS 010, WS 011, WS 012, WS 013, WS 014, WS 015, WS 016, WS 017, WS018, WS 019, WS 021, WS 022, WS 024, WS 025, WS 026, WS 027	2-(Perfluorodecyl)ethanol (10:2 FTOH)					Monitor only. calendar year average	Monitor only. daily maximum	nanograms per liter	once per year	Grab	Jan-Dec	
WS 008, WS 009, WS 010, WS 011, WS 012, WS 013, WS 014, WS 015, WS 016, WS 017, WS018, WS 019, WS	2-(Perfluorohexyl)ethanoic acid (6:2 FTCA / FHEA)					Monitor only. calendar year average	Monitor only. daily maximum	nanograms per liter	once per year	Grab	Jan-Dec	

Subject item	Parameter	Discharge limitations						Monitoring requirements				Notes
		Quantity /Loading avg.	Quantity /Loading max.	Quantity /Loading units	Quality /Conc. min.	Quality /Conc. avg.	Quality /Conc. max.	Quality/ Conc. units	Frequency	Sample type	Effective period	
021, WS 022, WS 024, WS 025, WS 026, WS 027												
WS 008, WS 009, WS 010, WS 011, WS 012, WS 013, WS 014, WS 015, WS 016, WS 017, WS018, WS 019, WS 021, WS 022, WS 024, WS 025, WS 026, WS 027	2- (Perfluorohexyl)ethano l (6:2 FTOH)					Monitor only. calendar year average	Monitor only. daily maximum	nanograms per liter	once per year	Grab	Jan-Dec	
WS 008, WS 009, WS 010, WS 011, WS 012, WS 013, WS 014, WS 015, WS 016, WS 017, WS018, WS 019, WS 021, WS 022, WS 024, WS 025, WS 026, WS 027	2- (Perfluorooctyl)ethano ic acid (8:2 FTCA)					Monitor only. calendar year average	Monitor only. daily maximum	nanograms per liter	once per year	Grab	Jan-Dec	
WS 008, WS 009, WS 010,	2- (Perfluorooctyl)ethano l (8:2 FTOH)					Monitor only. calendar	Monitor only. daily maximum	nanograms per liter	once per year	Grab	Jan-Dec	

Subject item	Parameter	Discharge limitations						Monitoring requirements			Notes	
		Quantity /Loading avg.	Quantity /Loading max.	Quantity /Loading units	Quality /Conc. min.	Quality /Conc. avg.	Quality /Conc. max.	Quality/ Conc. units	Frequency	Sample type		Effective period
WS 011, WS 012, WS 013, WS 014, WS 015, WS 016, WS 017, WS018, WS 019, WS 021, WS 022, WS 024, WS 025, WS 026, WS 027						year average						
WS 008, WS 009, WS 010, WS 011, WS 012, WS 013, WS 014, WS 015, WS 016, WS 017, WS018, WS 019, WS 021, WS 022, WS 024, WS 025, WS 026, WS 027	2H,2H,3H,3H-Perfluorooctanoic acid (5:3 FTCA)					Monitor only. calendar year average	Monitor only. daily maximum	nanograms per liter	once per year	Grab	Jan-Dec	
WS 008, WS 009, WS 010, WS 011, WS 012, WS 013, WS 014, WS 015, WS 016, WS 017, WS018, WS 019, WS	2H-Perfluoro-2-decenoic acid (8:2 FTUCA)					Monitor only. calendar year average	Monitor only. daily maximum	nanograms per liter	once per year	Grab	Jan-Dec	

Subject item	Parameter	Discharge limitations						Monitoring requirements			Notes	
		Quantity /Loading avg.	Quantity /Loading max.	Quantity /Loading units	Quality /Conc. min.	Quality /Conc. avg.	Quality /Conc. max.	Quality/ Conc. units	Frequency	Sample type		Effective period
021, WS 022, WS 024, WS 025, WS 026, WS 027												
WS 008, WS 009, WS 010, WS 011, WS 012, WS 013, WS 014, WS 015, WS 016, WS 017, WS018, WS 019, WS 021, WS 022, WS 024, WS 025, WS 026, WS 027	2H-Perfluoro-2- dodecenoate (10:2 FTUCA)					Monitor only. calendar year average	Monitor only. daily maximum	nanograms per liter	once per year	Grab	Jan-Dec	
WS 008, WS 009, WS 010, WS 011, WS 012, WS 013, WS 014, WS 015, WS 016, WS 017, WS018, WS 019, WS 021, WS 022, WS 024, WS 025, WS 026, WS 027	2H-Perfluoro-2- octenoic acid (6:2) (6:2 FTUCA)					Monitor only. calendar year average	Monitor only. daily maximum	nanograms per liter	once per year	Grab	Jan-Dec	
WS 008, WS 009, WS 010,	3-((3-((2- Carboxyethyl))((tridecaf luorohexyl)sulfonyl)am					Monitor only. calendar	Monitor only. daily maximum	nanograms per liter	once per year	Grab	Jan-Dec	

Subject item	Parameter	Discharge limitations						Monitoring requirements			Notes	
		Quantity /Loading avg.	Quantity /Loading max.	Quantity /Loading units	Quality /Conc. min.	Quality /Conc. avg.	Quality /Conc. max.	Quality/ Conc. units	Frequency	Sample type		Effective period
WS 011, WS 012, WS 013, WS 014, WS 015, WS 016, WS 017, WS018, WS 019, WS 021, WS 022, WS 024, WS 025, WS 026, WS 027	ino)propyl)(dimethyl)azaniumyl)propanoate (PHSA-DC)					year average						
WS 008, WS 009, WS 010, WS 011, WS 012, WS 013, WS 014, WS 015, WS 016, WS 017, WS018, WS 019, WS 021, WS 022, WS 024, WS 025, WS 026, WS 027	3-((3-((2-Hydroxyethyl)(dimethyl)azaniumyl)propyl)((p erfluorobutyl)sulfonyl) amino)propane-1-sulfonate (PBSA-S1)					Monitor only. calendar year average	Monitor only. daily maximum	nanograms per liter	once per year	Grab	Jan-Dec	
WS 008, WS 009, WS 010, WS 011, WS 012, WS 013, WS 014, WS 015, WS 016, WS 017, WS018, WS 019, WS	3-((3-((N-(2-Carboxyethyl)-perfluorobutyl)sulfonamido)propyl)-dimethylammonio)propanoate (PBSA-DC)					Monitor only. calendar year average	Monitor only. daily maximum	nanograms per liter	once per year	Grab	Jan-Dec	

Subject item	Parameter	Discharge limitations						Monitoring requirements				Notes
		Quantity /Loading avg.	Quantity /Loading max.	Quantity /Loading units	Quality /Conc. min.	Quality /Conc. avg.	Quality /Conc. max.	Quality/ Conc. units	Frequency	Sample type	Effective period	
021, WS 022, WS 024, WS 025, WS 026, WS 027												
WS 008, WS 009, WS 010, WS 011, WS 012, WS 013, WS 014, WS 015, WS 016, WS 017, WS018, WS 019, WS 021, WS 022, WS 024, WS 025, WS 026, WS 027	3-(Dimethyl(3- (((tridecafluorohexyl)s ulfonyl)amino)propyl)a zaniumyl)-2- hydroxypropane-1- sulfonate (PHSA-OH1)					Monitor only. calendar year average	Monitor only. daily maximum	nanograms per liter	once per year	Grab	Jan-Dec	
WS 008, WS 009, WS 010, WS 011, WS 012, WS 013, WS 014, WS 015, WS 016, WS 017, WS018, WS 019, WS 021, WS 022, WS 024, WS 025, WS 026, WS 027	3-(Dimethyl(3- (((tridecafluorohexyl)s ulfonyl)amino)propyl)a zaniumyl)propanoate (PHSA-C2)					Monitor only. calendar year average	Monitor only. daily maximum	nanograms per liter	once per year	Grab	Jan-Dec	
WS 008, WS 009, WS 010,	3- (Perfluoroheptyl)propa noic acid (7:3 FTCA)					Monitor only. calendar	Monitor only. daily maximum	nanograms per liter	once per year	Grab	Jan-Dec	

Subject item	Parameter	Discharge limitations						Monitoring requirements			Notes	
		Quantity /Loading avg.	Quantity /Loading max.	Quantity /Loading units	Quality /Conc. min.	Quality /Conc. avg.	Quality /Conc. max.	Quality/ Conc. units	Frequency	Sample type		Effective period
WS 011, WS 012, WS 013, WS 014, WS 015, WS 016, WS 017, WS018, WS 019, WS 021, WS 022, WS 024, WS 025, WS 026, WS 027						year average						
WS 008, WS 009, WS 010, WS 011, WS 012, WS 013, WS 014, WS 015, WS 016, WS 017, WS018, WS 019, WS 021, WS 022, WS 024, WS 025, WS 026, WS 027	3-(3-[(2-Hydroxyethyl)(dimethyl)azaniumyl]propyl[(perfluorohexyl)sulfonyl]amino)-1-propanesulfonate (PHSA-S1)					Monitor only. calendar year average	Monitor only. daily maximum	nanograms per liter	once per year	Grab	Jan-Dec	
WS 008, WS 009, WS 010, WS 011, WS 012, WS 013, WS 014, WS 015, WS 016, WS 017, WS018, WS 019	3-[[3-(Dimethylamino)propyl][[(1,1,2,2,3,3,4,4,5,5,6,6,6-tridecafluorohexyl)sulfonyl]amino]-1-propanesulfonic acid (PHSA-S3)					Monitor only. calendar year average	Monitor only. daily maximum	nanograms per liter	once per year	Grab	Jan-Dec	

Subject item	Parameter	Discharge limitations						Monitoring requirements			Notes	
		Quantity /Loading avg.	Quantity /Loading max.	Quantity /Loading units	Quality /Conc. min.	Quality /Conc. avg.	Quality /Conc. max.	Quality/ Conc. units	Frequency	Sample type		Effective period
021, WS 022, WS 024, WS 025, WS 026, WS 027												
WS 008, WS 009, WS 010, WS 011, WS 012, WS 013, WS 014, WS 015, WS 016, WS 017, WS018, WS 019, WS 021, WS 022, WS 024, WS 025, WS 026, WS 027	3:3 Fluorotelomer carboxylic acid (3:3 FTCA)					Monitor only. calendar year average	Monitor only. daily maximum	nanograms per liter	once per year	Grab	Jan-Dec	
WS 008, WS 009, WS 010, WS 011, WS 012, WS 013, WS 014, WS 015, WS 016, WS 017, WS018, WS 019, WS 021, WS 022, WS 024, WS 025, WS 026, WS 027	4,8-Dioxa-3H- perfluorononanoic acid (ADONA)					Monitor only. calendar year average	Monitor only. daily maximum	nanograms per liter	once per year	Grab	Jan-Dec	
WS 008, WS 009, WS 010,	4-(2-Carboxy-1,1,2,2- tetrafluoroethoxy)- perfluoropentanoic					Monitor only. calendar	Monitor only. daily maximum	nanograms per liter	once per year	Grab	Jan-Dec	

Subject item	Parameter	Discharge limitations						Monitoring requirements			Notes	
		Quantity /Loading avg.	Quantity /Loading max.	Quantity /Loading units	Quality /Conc. min.	Quality /Conc. avg.	Quality /Conc. max.	Quality/ Conc. units	Frequency	Sample type		Effective period
WS 011, WS 012, WS 013, WS 014, WS 015, WS 016, WS 017, WS018, WS 019, WS 021, WS 022, WS 024, WS 025, WS 026, WS 027	acid (R-EVE)					year average						
WS 008, WS 009, WS 010, WS 011, WS 012, WS 013, WS 014, WS 015, WS 016, WS 017, WS018, WS 019, WS 021, WS 022, WS 024, WS 025, WS 026, WS 027	4:2 Fluorotelomer alcohol (4:2 FTOH)					Monitor only. calendar year average	Monitor only. daily maximum	nanograms per liter	once per year	Grab	Jan-Dec	
WS 008, WS 009, WS 010, WS 011, WS 012, WS 013, WS 014, WS 015, WS 016, WS 017, WS018, WS 019, WS	4H-Perfluorobutanoic acid (4H-PFBA)					Monitor only. calendar year average	Monitor only. daily maximum	nanograms per liter	once per year	Grab	Jan-Dec	

Subject item	Parameter	Discharge limitations						Monitoring requirements				Notes
		Quantity /Loading avg.	Quantity /Loading max.	Quantity /Loading units	Quality /Conc. min.	Quality /Conc. avg.	Quality /Conc. max.	Quality/ Conc. units	Frequency	Sample type	Effective period	
021, WS 022, WS 024, WS 025, WS 026, WS 027												
WS 008, WS 009, WS 010, WS 011, WS 012, WS 013, WS 014, WS 015, WS 016, WS 017, WS018, WS 019, WS 021, WS 022, WS 024, WS 025, WS 026, WS 027	5-(1,2,2,2-Tetrafluoro)ethoxy-perfluoro-3-oxa-4-methylpentanesulfonic acid (Hydro-PS Acid / PFESA BP 2)					Monitor only. calendar year average	Monitor only. daily maximum	nanograms per liter	once per year	Grab	Jan-Dec	
WS 008, WS 009, WS 010, WS 011, WS 012, WS 013, WS 014, WS 015, WS 016, WS 017, WS018, WS 019, WS 021, WS 022, WS 024, WS 025, WS 026, WS 027	6:2 Fluorotelomer sulfonic acid (6:2 FTS)					Monitor only. calendar year average	Monitor only. daily maximum	nanograms per liter	once per year	Grab	Jan-Dec	
WS 008, WS 009, WS 010,	7:2 sFluorotelomer alcohol (7:2 FTOH)					Monitor only. calendar	Monitor only. daily maximum	nanograms per liter	once per year	Grab	Jan-Dec	

Subject item	Parameter	Discharge limitations						Monitoring requirements			Notes	
		Quantity /Loading avg.	Quantity /Loading max.	Quantity /Loading units	Quality /Conc. min.	Quality /Conc. avg.	Quality /Conc. max.	Quality/ Conc. units	Frequency	Sample type		Effective period
WS 011, WS 012, WS 013, WS 014, WS 015, WS 016, WS 017, WS018, WS 019, WS 021, WS 022, WS 024, WS 025, WS 026, WS 027						year average						
WS 008, WS 009, WS 010, WS 011, WS 012, WS 013, WS 014, WS 015, WS 016, WS 017, WS018, WS 019, WS 021, WS 022, WS 024, WS 025, WS 026, WS 027	Benzyltriphenylphosphonium (TPBP)					Monitor only. calendar year average	Monitor only. daily maximum	nanograms per liter	once per year	Grab	Jan-Dec	
WS 008, WS 009, WS 010, WS 011, WS 012, WS 013, WS 014, WS 015, WS 016, WS 017, WS018, WS 019, WS	Bisphenol AF (BPAF)					Monitor only. calendar year average	Monitor only. daily maximum	nanograms per liter	once per year	Grab	Jan-Dec	

Subject item	Parameter	Discharge limitations						Monitoring requirements			Notes	
		Quantity /Loading avg.	Quantity /Loading max.	Quantity /Loading units	Quality /Conc. min.	Quality /Conc. avg.	Quality /Conc. max.	Quality/ Conc. units	Frequency	Sample type		Effective period
021, WS 022, WS 024, WS 025, WS 026, WS 027												
WS 008, WS 009, WS 010, WS 011, WS 012, WS 013, WS 014, WS 015, WS 016, WS 017, WS018, WS 019, WS 021, WS 022, WS 024, WS 025, WS 026, WS 027	Flow		Monitor only. calendar year total	million gallons		Monitor only. calendar year average	Monitor only. calendar year maximum	million gallons per day	once per day	Estimate	Jan-Dec	
WS 008, WS 009, WS 010, WS 011, WS 012, WS 013, WS 014, WS 015, WS 016, WS 017, WS018, WS 019, WS 021, WS 022, WS 024, WS 025, WS 026, WS 027	Fluorine, Total Organic (TOF)					Monitor only. calendar year average	Monitor only. daily maximum	nanograms per liter	once per year	Grab	Jan-Dec	
WS 008, WS 009, WS 010,	Fluoro[perfluoro-2-(perfluoro-2-sulfoethoxy)propoxy]a					Monitor only. calendar	Monitor only. daily maximum	nanograms per liter	once per year	Grab	Jan-Dec	

Subject item	Parameter	Discharge limitations						Monitoring requirements			Notes	
		Quantity /Loading avg.	Quantity /Loading max.	Quantity /Loading units	Quality /Conc. min.	Quality /Conc. avg.	Quality /Conc. max.	Quality/ Conc. units	Frequency	Sample type		Effective period
WS 011, WS 012, WS 013, WS 014, WS 015, WS 016, WS 017, WS018, WS 019, WS 021, WS 022, WS 024, WS 025, WS 026, WS 027	cetic acid (Hydrolyzed PSDA / 49 Byproduct 5)					year average						
WS 008, WS 009, WS 010, WS 011, WS 012, WS 013, WS 014, WS 015, WS 016, WS 017, WS018, WS 019, WS 021, WS 022, WS 024, WS 025, WS 026, WS 027	Lithium bis[(trifluoromethyl)sulfonyl]azanide (HQ-115 / TFSI-LI)					Monitor only. calendar year average	Monitor only. daily maximum	nanograms per liter	once per year	Grab	Jan-Dec	
WS 008, WS 009, WS 010, WS 011, WS 012, WS 013, WS 014, WS 015, WS 016, WS 017, WS018, WS 019, WS	Methane, bis[(trifluoromethyl)sulfonyl]- (MEDSULF)					Monitor only. calendar year average	Monitor only. daily maximum	nanograms per liter	once per year	Grab	Jan-Dec	

Subject item	Parameter	Discharge limitations						Monitoring requirements				Notes
		Quantity /Loading avg.	Quantity /Loading max.	Quantity /Loading units	Quality /Conc. min.	Quality /Conc. avg.	Quality /Conc. max.	Quality/ Conc. units	Frequency	Sample type	Effective period	
021, WS 022, WS 024, WS 025, WS 026, WS 027												
WS 008, WS 009, WS 010, WS 011, WS 012, WS 013, WS 014, WS 015, WS 016, WS 017, WS018, WS 019, WS 021, WS 022, WS 024, WS 025, WS 026, WS 027	N,N-Bis(2-hydroxyethyl)perfluorobutanesulfonamide (FBSEE / FBSEE Diol)					Monitor only. calendar year average	Monitor only. daily maximum	nanograms per liter	once per year	Grab	Jan-Dec	
WS 008, WS 009, WS 010, WS 011, WS 012, WS 013, WS 014, WS 015, WS 016, WS 017, WS018, WS 019, WS 021, WS 022, WS 024, WS 025, WS 026, WS 027	N-(2-Hydroxyethyl)-N,N-dimethyl-3-(((tridecafluorohexyl)sulfonyl)amino)propan-1-aminium (PHSA-E1)					Monitor only. calendar year average	Monitor only. daily maximum	nanograms per liter	once per year	Grab	Jan-Dec	
WS 008, WS 009, WS 010,	N-(3-(Dimethylamino)propyl)perfluorohexane					Monitor only. calendar	Monitor only. daily maximum	nanograms per liter	once per year	Grab	Jan-Dec	

Subject item	Parameter	Discharge limitations						Monitoring requirements			Notes	
		Quantity /Loading avg.	Quantity /Loading max.	Quantity /Loading units	Quality /Conc. min.	Quality /Conc. avg.	Quality /Conc. max.	Quality/ Conc. units	Frequency	Sample type		Effective period
WS 011, WS 012, WS 013, WS 014, WS 015, WS 016, WS 017, WS018, WS 019, WS 021, WS 022, WS 024, WS 025, WS 026, WS 027	sulfonamide (PHSA)					year average						
WS 008, WS 009, WS 010, WS 011, WS 012, WS 013, WS 014, WS 015, WS 016, WS 017, WS018, WS 019, WS 021, WS 022, WS 024, WS 025, WS 026, WS 027	N-(Methyl)nonafluorobutanesulfonamide (MeFBSA)					Monitor only. calendar year average	Monitor only. daily maximum	nanograms per liter	once per year	Grab	Jan-Dec	
WS 008, WS 009, WS 010, WS 011, WS 012, WS 013, WS 014, WS 015, WS 016, WS 017, WS018, WS 019, WS	N-(Perfluorobutanesulfonyl)-N-(3-dimethylaminopropyl)-3-aminopropanoic acid (PBSA-C1)					Monitor only. calendar year average	Monitor only. daily maximum	nanograms per liter	once per year	Grab	Jan-Dec	

Subject item	Parameter	Discharge limitations						Monitoring requirements				Notes
		Quantity /Loading avg.	Quantity /Loading max.	Quantity /Loading units	Quality /Conc. min.	Quality /Conc. avg.	Quality /Conc. max.	Quality/ Conc. units	Frequency	Sample type	Effective period	
021, WS 022, WS 024, WS 025, WS 026, WS 027												
WS 008, WS 009, WS 010, WS 011, WS 012, WS 013, WS 014, WS 015, WS 016, WS 017, WS018, WS 019, WS 021, WS 022, WS 024, WS 025, WS 026, WS 027	N-(Perfluorohexanesulfonyl)-N-(3-dimethylaminopropyl)-3-aminopropanoic acid (PHSA-C1)					Monitor only. calendar year average	Monitor only. daily maximum	nanograms per liter	once per year	Grab	Jan-Dec	
WS 008, WS 009, WS 010, WS 011, WS 012, WS 013, WS 014, WS 015, WS 016, WS 017, WS018, WS 019, WS 021, WS 022, WS 024, WS 025, WS 026, WS 027	N-Ethyl-N-(2-hydroxyethyl)perfluorooctane sulfonamide (N-EtFOSE)					Monitor only. calendar year average	Monitor only. daily maximum	nanograms per liter	once per year	Grab	Jan-Dec	
WS 008, WS 009, WS 010,	N-Ethylperfluorooctanesulfonamide (EtFOSA /					Monitor only. calendar	Monitor only. daily maximum	nanograms per liter	once per year	Grab	Jan-Dec	

Subject item	Parameter	Discharge limitations						Monitoring requirements			Notes	
		Quantity /Loading avg.	Quantity /Loading max.	Quantity /Loading units	Quality /Conc. min.	Quality /Conc. avg.	Quality /Conc. max.	Quality/ Conc. units	Frequency	Sample type		Effective period
WS 011, WS 012, WS 013, WS 014, WS 015, WS 016, WS 017, WS018, WS 019, WS 021, WS 022, WS 024, WS 025, WS 026, WS 027	N-EtFOSA)					year average						
WS 008, WS 009, WS 010, WS 011, WS 012, WS 013, WS 014, WS 015, WS 016, WS 017, WS018, WS 019, WS 021, WS 022, WS 024, WS 025, WS 026, WS 027	N-Methyl-N-[(perfluorobutyl)sulfonyl]glycine (MeFBSAA)					Monitor only. calendar year average	Monitor only. daily maximum	nanograms per liter	once per year	Grab	Jan-Dec	
WS 008, WS 009, WS 010, WS 011, WS 012, WS 013, WS 014, WS 015, WS 016, WS 017, WS018, WS 019, WS	N-methylperfluoro-1-octanesulfonamide (MeFOSA / NMeFOSA)					Monitor only. calendar year average	Monitor only. daily maximum	nanograms per liter	once per year	Grab	Jan-Dec	

Subject item	Parameter	Discharge limitations						Monitoring requirements			Notes	
		Quantity /Loading avg.	Quantity /Loading max.	Quantity /Loading units	Quality /Conc. min.	Quality /Conc. avg.	Quality /Conc. max.	Quality/ Conc. units	Frequency	Sample type		Effective period
021, WS 022, WS 024, WS 025, WS 026, WS 027												
WS 008, WS 009, WS 010, WS 011, WS 012, WS 013, WS 014, WS 015, WS 016, WS 017, WS018, WS 019, WS 021, WS 022, WS 024, WS 025, WS 026, WS 027	Perfluoro(2-((6-chlorohexyl)oxy)ethanesulfonic acid) (9Cl-PF3ONS / F53B Major)					Monitor only. calendar year average	Monitor only. daily maximum	nanograms per liter	once per year	Grab	Jan-Dec	
WS 008, WS 009, WS 010, WS 011, WS 012, WS 013, WS 014, WS 015, WS 016, WS 017, WS018, WS 019, WS 021, WS 022, WS 024, WS 025, WS 026, WS 027	Perfluoro(4-methoxybutanoic acid) (PFECA-A / PFMBA)					Monitor only. calendar year average	Monitor only. daily maximum	nanograms per liter	once per year	Grab	Jan-Dec	
WS 008, WS 009, WS 010,	Perfluoro-2-(perfluoromethoxy)propanoic acid (PMPA /					Monitor only. calendar	Monitor only. daily maximum	nanograms per liter	once per year	Grab	Jan-Dec	

Subject item	Parameter	Discharge limitations					Monitoring requirements					Notes
		Quantity /Loading avg.	Quantity /Loading max.	Quantity /Loading units	Quality /Conc. min.	Quality /Conc. avg.	Quality /Conc. max.	Quality/ Conc. units	Frequency	Sample type	Effective period	
WS 011, WS 012, WS 013, WS 014, WS 015, WS 016, WS 017, WS018, WS 019, WS 021, WS 022, WS 024, WS 025, WS 026, WS 027	PFECA F)					year average						
WS 008, WS 009, WS 010, WS 011, WS 012, WS 013, WS 014, WS 015, WS 016, WS 017, WS018, WS 019, WS 021, WS 022, WS 024, WS 025, WS 026, WS 027	Perfluoro-2-ethoxyethanesulfonic acid (PFEESA)					Monitor only. calendar year average	Monitor only. daily maximum	nanograms per liter	once per year	Grab	Jan-Dec	
WS 008, WS 009, WS 010, WS 011, WS 012, WS 013, WS 014, WS 015, WS 016, WS 017, WS018, WS 019, WS	Perfluoro-2-ethoxypropanoic acid (PEPA)					Monitor only. calendar year average	Monitor only. daily maximum	nanograms per liter	once per year	Grab	Jan-Dec	

Subject item	Parameter	Discharge limitations						Monitoring requirements				Notes
		Quantity /Loading avg.	Quantity /Loading max.	Quantity /Loading units	Quality /Conc. min.	Quality /Conc. avg.	Quality /Conc. max.	Quality/ Conc. units	Frequency	Sample type	Effective period	
021, WS 022, WS 024, WS 025, WS 026, WS 027												
WS 008, WS 009, WS 010, WS 011, WS 012, WS 013, WS 014, WS 015, WS 016, WS 017, WS018, WS 019, WS 021, WS 022, WS 024, WS 025, WS 026, WS 027	Perfluoro-2- methoxyaceticacid (PFMOAA)					Monitor only. calendar year average	Monitor only. daily maximum	nanograms per liter	once per year	Grab	Jan-Dec	
WS 008, WS 009, WS 010, WS 011, WS 012, WS 013, WS 014, WS 015, WS 016, WS 017, WS018, WS 019, WS 021, WS 022, WS 024, WS 025, WS 026, WS 027	Perfluoro-2-methyl-3- oxahexanoic acid (HFPO-DA / GenX)					Monitor only. calendar year average	Monitor only. daily maximum	nanograms per liter	once per year	Grab	Jan-Dec	
WS 008, WS 009, WS 010,	Perfluoro-3,5,7,9,11- pentaaxadodecanoic acid (PFO5DA)					Monitor only. calendar	Monitor only. daily maximum	nanograms per liter	once per year	Grab	Jan-Dec	

Subject item	Parameter	Discharge limitations					Monitoring requirements					Notes
		Quantity /Loading avg.	Quantity /Loading max.	Quantity /Loading units	Quality /Conc. min.	Quality /Conc. avg.	Quality /Conc. max.	Quality/ Conc. units	Frequency	Sample type	Effective period	
WS 011, WS 012, WS 013, WS 014, WS 015, WS 016, WS 017, WS018, WS 019, WS 021, WS 022, WS 024, WS 025, WS 026, WS 027						year average						
WS 008, WS 009, WS 010, WS 011, WS 012, WS 013, WS 014, WS 015, WS 016, WS 017, WS018, WS 019, WS 021, WS 022, WS 024, WS 025, WS 026, WS 027	Perfluoro-3,5,7,9-butaoxadecanoic acid (PFO4DA)					Monitor only. calendar year average	Monitor only. daily maximum	nanograms per liter	once per year	Grab	Jan-Dec	
WS 008, WS 009, WS 010, WS 011, WS 012, WS 013, WS 014, WS 015, WS 016, WS 017, WS018, WS 019, WS	Perfluoro-3,5,7-trioxaoctanoic acid (PFO3OA)					Monitor only. calendar year average	Monitor only. daily maximum	nanograms per liter	once per year	Grab	Jan-Dec	

Subject item	Parameter	Discharge limitations						Monitoring requirements			Notes	
		Quantity /Loading avg.	Quantity /Loading max.	Quantity /Loading units	Quality /Conc. min.	Quality /Conc. avg.	Quality /Conc. max.	Quality/ Conc. units	Frequency	Sample type		Effective period
021, WS 022, WS 024, WS 025, WS 026, WS 027												
WS 008, WS 009, WS 010, WS 011, WS 012, WS 013, WS 014, WS 015, WS 016, WS 017, WS018, WS 019, WS 021, WS 022, WS 024, WS 025, WS 026, WS 027	Perfluoro-3,5- dioxahexanoic acid (PFO2HxA)					Monitor only. calendar year average	Monitor only. daily maximum	nanograms per liter	once per year	Grab	Jan-Dec	
WS 008, WS 009, WS 010, WS 011, WS 012, WS 013, WS 014, WS 015, WS 016, WS 017, WS018, WS 019, WS 021, WS 022, WS 024, WS 025, WS 026, WS 027	Perfluoro-3,6-dioxa-4- methyl-7-octene-1- sulfonic acid (PS Acid / PFESA BP 1)					Monitor only. calendar year average	Monitor only. daily maximum	nanograms per liter	once per year	Grab	Jan-Dec	
WS 008, WS 009, WS 010,	Perfluoro-3,6- dioxahexanoic acid (PFESA-B / NFDHA)					Monitor only. calendar	Monitor only. daily maximum	nanograms per liter	once per year	Grab	Jan-Dec	

Subject item	Parameter	Discharge limitations						Monitoring requirements			Notes	
		Quantity /Loading avg.	Quantity /Loading max.	Quantity /Loading units	Quality /Conc. min.	Quality /Conc. avg.	Quality /Conc. max.	Quality/ Conc. units	Frequency	Sample type		Effective period
WS 011, WS 012, WS 013, WS 014, WS 015, WS 016, WS 017, WS018, WS 019, WS 021, WS 022, WS 024, WS 025, WS 026, WS 027						year average						
WS 008, WS 009, WS 010, WS 011, WS 012, WS 013, WS 014, WS 015, WS 016, WS 017, WS018, WS 019, WS 021, WS 022, WS 024, WS 025, WS 026, WS 027	Perfluoro-3-methoxypropanoic acid (PFMPA)					Monitor only. calendar year average	Monitor only. daily maximum	nanograms per liter	once per year	Grab	Jan-Dec	
WS 008, WS 009, WS 010, WS 011, WS 012, WS 013, WS 014, WS 015, WS 016, WS 017, WS018, WS 019, WS	Perfluoro-3-[1-(ethenyloxy)propan-2-yl]oxypropanoic acid (EVE Acid)					Monitor only. calendar year average	Monitor only. daily maximum	nanograms per liter	once per year	Grab	Jan-Dec	

Subject item	Parameter	Discharge limitations						Monitoring requirements				Notes
		Quantity /Loading avg.	Quantity /Loading max.	Quantity /Loading units	Quality /Conc. min.	Quality /Conc. avg.	Quality /Conc. max.	Quality/ Conc. units	Frequency	Sample type	Effective period	
021, WS 022, WS 024, WS 025, WS 026, WS 027												
WS 008, WS 009, WS 010, WS 011, WS 012, WS 013, WS 014, WS 015, WS 016, WS 017, WS018, WS 019, WS 021, WS 022, WS 024, WS 025, WS 026, WS 027	Perfluoro-4-(2- sulfoethoxy)pentanoic acid (R-PSDA / BPFESA)					Monitor only. calendar year average	Monitor only. daily maximum	nanograms per liter	once per year	Grab	Jan-Dec	
WS 008, WS 009, WS 010, WS 011, WS 012, WS 013, WS 014, WS 015, WS 016, WS 017, WS018, WS 019, WS 021, WS 022, WS 024, WS 025, WS 026, WS 027	Perfluoro-4- isopropoxybutanoic acid (PFECA-G)					Monitor only. calendar year average	Monitor only. daily maximum	nanograms per liter	once per year	Grab	Jan-Dec	
WS 008, WS 009, WS 010,	Perfluorobutane-1- sulfonic acid (PFBSi)					Monitor only. calendar	Monitor only. daily maximum	nanograms per liter	once per year	Grab	Jan-Dec	

Subject item	Parameter	Discharge limitations					Monitoring requirements					Notes
		Quantity /Loading avg.	Quantity /Loading max.	Quantity /Loading units	Quality /Conc. min.	Quality /Conc. avg.	Quality /Conc. max.	Quality/ Conc. units	Frequency	Sample type	Effective period	
WS 011, WS 012, WS 013, WS 014, WS 015, WS 016, WS 017, WS018, WS 019, WS 021, WS 022, WS 024, WS 025, WS 026, WS 027						year average						
WS 008, WS 009, WS 010, WS 011, WS 012, WS 013, WS 014, WS 015, WS 016, WS 017, WS018, WS 019, WS 021, WS 022, WS 024, WS 025, WS 026, WS 027	Perfluorobutane-1-sulfonamidoethanol (FBSE)					Monitor only. calendar year average	Monitor only. daily maximum	nanograms per liter	once per year	Grab	Jan-Dec	
WS 008, WS 009, WS 010, WS 011, WS 012, WS 013, WS 014, WS 015, WS 016, WS 017, WS018, WS 019, WS	Perfluorobutane-N-(3-(dimethylamino)propyl)-1-sulfonamide sulfonamido amine (PBSA)					Monitor only. calendar year average	Monitor only. daily maximum	nanograms per liter	once per year	Grab	Jan-Dec	

Subject item	Parameter	Discharge limitations						Monitoring requirements			Notes	
		Quantity /Loading avg.	Quantity /Loading max.	Quantity /Loading units	Quality /Conc. min.	Quality /Conc. avg.	Quality /Conc. max.	Quality/ Conc. units	Frequency	Sample type		Effective period
021, WS 022, WS 024, WS 025, WS 026, WS 027												
WS 008, WS 009, WS 010, WS 011, WS 012, WS 013, WS 014, WS 015, WS 016, WS 017, WS018, WS 019, WS 021, WS 022, WS 024, WS 025, WS 026, WS 027	Perfluorobutanesulfon amide (FBSA)					Monitor only. calendar year average	Monitor only. daily maximum	nanograms per liter	once per year	Grab	Jan-Dec	
WS 008, WS 009, WS 010, WS 011, WS 012, WS 013, WS 014, WS 015, WS 016, WS 017, WS018, WS 019, WS 021, WS 022, WS 024, WS 025, WS 026, WS 027	Perfluorobutanesulfoni c acid (PFBS)					Monitor only. calendar year average	Monitor only. daily maximum	nanograms per liter	once per year	Grab	Jan-Dec	
WS 008, WS 009, WS 010,	Perfluorobutanoic acid (PFBA)					Monitor only. calendar	Monitor only. daily maximum	nanograms per liter	once per year	Grab	Jan-Dec	

Subject item	Parameter	Discharge limitations					Monitoring requirements					Notes
		Quantity /Loading avg.	Quantity /Loading max.	Quantity /Loading units	Quality /Conc. min.	Quality /Conc. avg.	Quality /Conc. max.	Quality/ Conc. units	Frequency	Sample type	Effective period	
WS 011, WS 012, WS 013, WS 014, WS 015, WS 016, WS 017, WS018, WS 019, WS 021, WS 022, WS 024, WS 025, WS 026, WS 027						year average						
WS 008, WS 009, WS 010, WS 011, WS 012, WS 013, WS 014, WS 015, WS 016, WS 017, WS018, WS 019, WS 021, WS 022, WS 024, WS 025, WS 026, WS 027	Perfluorodecanesulfonic acid (PFDS)					Monitor only. calendar year average	Monitor only. daily maximum	nanograms per liter	once per year	Grab	Jan-Dec	
WS 008, WS 009, WS 010, WS 011, WS 012, WS 013, WS 014, WS 015, WS 016, WS 017, WS018, WS 019, WS	Perfluorodecanoic acid (PFDA)					Monitor only. calendar year average	Monitor only. daily maximum	nanograms per liter	once per year	Grab	Jan-Dec	

Subject item	Parameter	Discharge limitations						Monitoring requirements			Notes	
		Quantity /Loading avg.	Quantity /Loading max.	Quantity /Loading units	Quality /Conc. min.	Quality /Conc. avg.	Quality /Conc. max.	Quality/ Conc. units	Frequency	Sample type		Effective period
021, WS 022, WS 024, WS 025, WS 026, WS 027												
WS 008, WS 009, WS 010, WS 011, WS 012, WS 013, WS 014, WS 015, WS 016, WS 017, WS018, WS 019, WS 021, WS 022, WS 024, WS 025, WS 026, WS 027	Perfluorododecanesulfonic acid (PFDoS)					Monitor only. calendar year average	Monitor only. daily maximum	nanograms per liter	once per year	Grab	Jan-Dec	
WS 008, WS 009, WS 010, WS 011, WS 012, WS 013, WS 014, WS 015, WS 016, WS 017, WS018, WS 019, WS 021, WS 022, WS 024, WS 025, WS 026, WS 027	Perfluorododecanoic acid (PFDoA)					Monitor only. calendar year average	Monitor only. daily maximum	nanograms per liter	once per year	Grab	Jan-Dec	
WS 008, WS 009, WS 010,	Perfluoroethanesulfonic acid (PFES / PFETs)					Monitor only. calendar	Monitor only. daily maximum	nanograms per liter	once per year	Grab	Jan-Dec	

Subject item	Parameter	Discharge limitations						Monitoring requirements			Notes	
		Quantity /Loading avg.	Quantity /Loading max.	Quantity /Loading units	Quality /Conc. min.	Quality /Conc. avg.	Quality /Conc. max.	Quality/ Conc. units	Frequency	Sample type		Effective period
WS 011, WS 012, WS 013, WS 014, WS 015, WS 016, WS 017, WS018, WS 019, WS 021, WS 022, WS 024, WS 025, WS 026, WS 027						year average						
WS 008, WS 009, WS 010, WS 011, WS 012, WS 013, WS 014, WS 015, WS 016, WS 017, WS018, WS 019, WS 021, WS 022, WS 024, WS 025, WS 026, WS 027	Perfluoroheptanesulfonic acid (PFHpS)					Monitor only. calendar year average	Monitor only. daily maximum	nanograms per liter	once per year	Grab	Jan-Dec	
WS 008, WS 009, WS 010, WS 011, WS 012, WS 013, WS 014, WS 015, WS 016, WS 017, WS018, WS 019, WS	Perfluoroheptanoic acid (PFHpA)					Monitor only. calendar year average	Monitor only. daily maximum	nanograms per liter	once per year	Grab	Jan-Dec	

Subject item	Parameter	Discharge limitations						Monitoring requirements			Notes	
		Quantity /Loading avg.	Quantity /Loading max.	Quantity /Loading units	Quality /Conc. min.	Quality /Conc. avg.	Quality /Conc. max.	Quality/ Conc. units	Frequency	Sample type		Effective period
021, WS 022, WS 024, WS 025, WS 026, WS 027												
WS 008, WS 009, WS 010, WS 011, WS 012, WS 013, WS 014, WS 015, WS 016, WS 017, WS018, WS 019, WS 021, WS 022, WS 024, WS 025, WS 026, WS 027	Perfluorohexadecanoic acid (PFHxDA)					Monitor only. calendar year average	Monitor only. daily maximum	nanograms per liter	once per year	Grab	Jan-Dec	
WS 008, WS 009, WS 010, WS 011, WS 012, WS 013, WS 014, WS 015, WS 016, WS 017, WS018, WS 019, WS 021, WS 022, WS 024, WS 025, WS 026, WS 027	Perfluorohexanesulfon amide (PFHxSA)					Monitor only. calendar year average	Monitor only. daily maximum	nanograms per liter	once per year	Grab	Jan-Dec	
WS 008, WS 009, WS 010,	Perfluorohexanesulfonic acid (PFH1S / PFHS / PFHxS)					Monitor only. calendar	Monitor only. daily maximum	nanograms per liter	once per year	Grab	Jan-Dec	

Subject item	Parameter	Discharge limitations						Monitoring requirements			Notes	
		Quantity /Loading avg.	Quantity /Loading max.	Quantity /Loading units	Quality /Conc. min.	Quality /Conc. avg.	Quality /Conc. max.	Quality/ Conc. units	Frequency	Sample type		Effective period
WS 011, WS 012, WS 013, WS 014, WS 015, WS 016, WS 017, WS018, WS 019, WS 021, WS 022, WS 024, WS 025, WS 026, WS 027						year average						
WS 008, WS 009, WS 010, WS 011, WS 012, WS 013, WS 014, WS 015, WS 016, WS 017, WS018, WS 019, WS 021, WS 022, WS 024, WS 025, WS 026, WS 027	Perfluorohexanoic acid (PFHxA)					Monitor only. calendar year average	Monitor only. daily maximum	nanograms per liter	once per year	Grab	Jan-Dec	
WS 008, WS 009, WS 010, WS 011, WS 012, WS 013, WS 014, WS 015, WS 016, WS 017, WS018, WS 019, WS	Perfluorononanesulfonic acid (PFNS)					Monitor only. calendar year average	Monitor only. daily maximum	nanograms per liter	once per year	Grab	Jan-Dec	

Subject item	Parameter	Discharge limitations						Monitoring requirements			Notes	
		Quantity /Loading avg.	Quantity /Loading max.	Quantity /Loading units	Quality /Conc. min.	Quality /Conc. avg.	Quality /Conc. max.	Quality/ Conc. units	Frequency	Sample type		Effective period
021, WS 022, WS 024, WS 025, WS 026, WS 027												
WS 008, WS 009, WS 010, WS 011, WS 012, WS 013, WS 014, WS 015, WS 016, WS 017, WS018, WS 019, WS 021, WS 022, WS 024, WS 025, WS 026, WS 027	Perfluorononanoic acid (PFNA)					Monitor only. calendar year average	Monitor only. daily maximum	nanograms per liter	once per year	Grab	Jan-Dec	
WS 008, WS 009, WS 010, WS 011, WS 012, WS 013, WS 014, WS 015, WS 016, WS 017, WS018, WS 019, WS 021, WS 022, WS 024, WS 025, WS 026, WS 027	Perfluorooctadecanoic acid (PFODA)					Monitor only. calendar year average	Monitor only. daily maximum	nanograms per liter	once per year	Grab	Jan-Dec	
WS 008, WS 009, WS 010,	Perfluorooctanesulfonamide (PFOSA / FOSA)					Monitor only. calendar	Monitor only. daily maximum	nanograms per liter	once per year	Grab	Jan-Dec	

Subject item	Parameter	Discharge limitations					Monitoring requirements					Notes
		Quantity /Loading avg.	Quantity /Loading max.	Quantity /Loading units	Quality /Conc. min.	Quality /Conc. avg.	Quality /Conc. max.	Quality/ Conc. units	Frequency	Sample type	Effective period	
WS 011, WS 012, WS 013, WS 014, WS 015, WS 016, WS 017, WS018, WS 019, WS 021, WS 022, WS 024, WS 025, WS 026, WS 027						year average						
WS 008, WS 009, WS 010, WS 011, WS 012, WS 013, WS 014, WS 015, WS 016, WS 017, WS018, WS 019, WS 021, WS 022, WS 024, WS 025, WS 026, WS 027	Perfluorooctanesulfonic acid (PFOS)					Monitor only. calendar year average	Monitor only. daily maximum	nanograms per liter	once per year	Grab	Jan-Dec	
WS 008, WS 009, WS 010, WS 011, WS 012, WS 013, WS 014, WS 015, WS 016, WS 017, WS018, WS 019, WS	Perfluorooctanoic acid (PFOA)					Monitor only. calendar year average	Monitor only. daily maximum	nanograms per liter	once per year	Grab	Jan-Dec	

Subject item	Parameter	Discharge limitations						Monitoring requirements				Notes
		Quantity /Loading avg.	Quantity /Loading max.	Quantity /Loading units	Quality /Conc. min.	Quality /Conc. avg.	Quality /Conc. max.	Quality/ Conc. units	Frequency	Sample type	Effective period	
021, WS 022, WS 024, WS 025, WS 026, WS 027												
WS 008, WS 009, WS 010, WS 011, WS 012, WS 013, WS 014, WS 015, WS 016, WS 017, WS018, WS 019, WS 021, WS 022, WS 024, WS 025, WS 026, WS 027	Perfluoropentanesulfo nic acid (PFPeS)					Monitor only. calendar year average	Monitor only. daily maximum	nanograms per liter	once per year	Grab	Jan-Dec	
WS 008, WS 009, WS 010, WS 011, WS 012, WS 013, WS 014, WS 015, WS 016, WS 017, WS018, WS 019, WS 021, WS 022, WS 024, WS 025, WS 026, WS 027	Perfluoropentanoic acid (PFPeA)					Monitor only. calendar year average	Monitor only. daily maximum	nanograms per liter	once per year	Grab	Jan-Dec	
WS 008, WS 009, WS 010,	Perfluoropropanesulfo nic acid (PFPrS)					Monitor only. calendar	Monitor only. daily maximum	nanograms per liter	once per year	Grab	Jan-Dec	

Subject item	Parameter	Discharge limitations						Monitoring requirements			Notes	
		Quantity /Loading avg.	Quantity /Loading max.	Quantity /Loading units	Quality /Conc. min.	Quality /Conc. avg.	Quality /Conc. max.	Quality/ Conc. units	Frequency	Sample type		Effective period
WS 011, WS 012, WS 013, WS 014, WS 015, WS 016, WS 017, WS018, WS 019, WS 021, WS 022, WS 024, WS 025, WS 026, WS 027						year average						
WS 008, WS 009, WS 010, WS 011, WS 012, WS 013, WS 014, WS 015, WS 016, WS 017, WS018, WS 019, WS 021, WS 022, WS 024, WS 025, WS 026, WS 027	Perfluoropropanoic acid (PFPA / PFPrA)					Monitor only. calendar year average	Monitor only. daily maximum	nanograms per liter	once per year	Grab	Jan-Dec	
WS 008, WS 009, WS 010, WS 011, WS 012, WS 013, WS 014, WS 015, WS 016, WS 017, WS018, WS 019, WS	Perfluorotetradecanoic acid (PFTeDA / PFTeA / PFTA)					Monitor only. calendar year average	Monitor only. daily maximum	nanograms per liter	once per year	Grab	Jan-Dec	

Subject item	Parameter	Discharge limitations						Monitoring requirements			Notes	
		Quantity /Loading avg.	Quantity /Loading max.	Quantity /Loading units	Quality /Conc. min.	Quality /Conc. avg.	Quality /Conc. max.	Quality/ Conc. units	Frequency	Sample type		Effective period
021, WS 022, WS 024, WS 025, WS 026, WS 027												
WS 008, WS 009, WS 010, WS 011, WS 012, WS 013, WS 014, WS 015, WS 016, WS 017, WS018, WS 019, WS 021, WS 022, WS 024, WS 025, WS 026, WS 027	Perfluorotridecanoic acid (PFTrA / PFTrDA)					Monitor only. calendar year average	Monitor only. daily maximum	nanograms per liter	once per year	Grab	Jan-Dec	
WS 008, WS 009, WS 010, WS 011, WS 012, WS 013, WS 014, WS 015, WS 016, WS 017, WS018, WS 019, WS 021, WS 022, WS 024, WS 025, WS 026, WS 027	Perfluoroundecanoic acid (PFUnA)					Monitor only. calendar year average	Monitor only. daily maximum	nanograms per liter	once per year	Grab	Jan-Dec	
WS 008, WS 009, WS 010,	Potassium 2,2,3,3-tetrafluoropropanoate (2233-TFPA)					Monitor only. calendar	Monitor only. daily maximum	nanograms per liter	once per year	Grab	Jan-Dec	

Subject item	Parameter	Discharge limitations						Monitoring requirements			Notes	
		Quantity /Loading avg.	Quantity /Loading max.	Quantity /Loading units	Quality /Conc. min.	Quality /Conc. avg.	Quality /Conc. max.	Quality/ Conc. units	Frequency	Sample type		Effective period
WS 011, WS 012, WS 013, WS 014, WS 015, WS 016, WS 017, WS018, WS 019, WS 021, WS 022, WS 024, WS 025, WS 026, WS 027						year average						
WS 008, WS 009, WS 010, WS 011, WS 012, WS 013, WS 014, WS 015, WS 016, WS 017, WS018, WS 019, WS 021, WS 022, WS 024, WS 025, WS 026, WS 027	Potassium N,N-bis(perfluorobutanesulfonyl)amide (DBI)					Monitor only. calendar year average	Monitor only. daily maximum	nanograms per liter	once per year	Grab	Jan-Dec	
WS 008, WS 009, WS 010, WS 011, WS 012, WS 013, WS 014, WS 015, WS 016, WS 017, WS018, WS 019, WS	Potassium perfluoro-4-ethylcyclohexanesulfonate (PECHS / PFECHS)					Monitor only. calendar year average	Monitor only. daily maximum	nanograms per liter	once per year	Grab	Jan-Dec	

Subject item	Parameter	Discharge limitations						Monitoring requirements				Notes
		Quantity /Loading avg.	Quantity /Loading max.	Quantity /Loading units	Quality /Conc. min.	Quality /Conc. avg.	Quality /Conc. max.	Quality/ Conc. units	Frequency	Sample type	Effective period	
021, WS 022, WS 024, WS 025, WS 026, WS 027												
WS 008, WS 009, WS 010, WS 011, WS 012, WS 013, WS 014, WS 015, WS 016, WS 017, WS018, WS 019, WS 021, WS 022, WS 024, WS 025, WS 026, WS 027	Sodium 1,1,2,2- tetrafluoro-2-(1,2,2,2- tetrafluoroethoxy)etha ne-1-sulfonate (NVHOS)					Monitor only. calendar year average	Monitor only. daily maximum	nanograms per liter	once per year	Grab	Jan-Dec	
WS 008, WS 009, WS 010, WS 011, WS 012, WS 013, WS 014, WS 015, WS 016, WS 017, WS018, WS 019, WS 021, WS 022, WS 024, WS 025, WS 026, WS 027	Trifluoroacetic acid (TFA)					Monitor only. calendar year average	Monitor only. daily maximum	nanograms per liter	once per year	Grab	Jan-Dec	
WS 008, WS 009, WS 010,	Trifluoromethanesulfo nic acid (TFMS / PFMeS)					Monitor only. calendar	Monitor only. daily maximum	nanograms per liter	once per year	Grab	Jan-Dec	

Subject item	Parameter	Discharge limitations						Monitoring requirements			Notes	
		Quantity /Loading avg.	Quantity /Loading max.	Quantity /Loading units	Quality /Conc. min.	Quality /Conc. avg.	Quality /Conc. max.	Quality/ Conc. units	Frequency	Sample type		Effective period
WS 011, WS 012, WS 013, WS 014, WS 015, WS 016, WS 017, WS018, WS 019, WS 021, WS 022, WS 024, WS 025, WS 026, WS 027						year average						
WS 008, WS 009, WS 010, WS 011, WS 012, WS 013, WS 014, WS 015, WS 016, WS 017, WS018, WS 019, WS 021, WS 022, WS 024, WS 025, WS 026, WS 027	[3-(Heptadecafluorooctyl sulfonylamino)propyl] dimethylamine N-oxide (AOF)					Monitor only. calendar year average	Monitor only. daily maximum	nanograms per liter	once per year	Grab	Jan-Dec	
WS 020 1G-01: Borrow Pit and WS 023 4L-01: Test Track Area												
WS 020 and WS 023	(Perfluorobutyl) sulfonamido acetic acid (FBSAA)					Monitor only. calendar quarter average	Monitor only. daily maximum	nanograms per liter	once per quarter	Grab	Jan-Dec	
WS 020 and WS 023	1,1,2,2-Tetrafluoro-2-[[1,1,1,2,3,3,4,4-octafluorobutan-2-					Monitor only. calendar	Monitor only. daily maximum	nanograms per liter	once per quarter	Grab	Jan-Dec	

Subject item	Parameter	Discharge limitations					Monitoring requirements					Notes
		Quantity /Loading avg.	Quantity /Loading max.	Quantity /Loading units	Quality /Conc. min.	Quality /Conc. avg.	Quality /Conc. max.	Quality/ Conc. units	Frequency	Sample type	Effective period	
	yl)oxy]ethane-1-sulfonic acid (R-PSDCA / Byproduct 6)					quarter average						
WS 020 and WS 023	10:2 Fluorotelomer sulfonic acid (10:2 FTSA)					Monitor only. calendar quarter average	Monitor only. daily maximum	nanograms per liter	once per quarter	Grab	Jan-Dec	
WS 020 and WS 023	11-Chloroperfluoro-3-oxaundecanesulfonic acid (11Cl-PF3OUdS / F-53B Minor)					Monitor only. calendar quarter average	Monitor only. daily maximum	nanograms per liter	once per quarter	Grab	Jan-Dec	
WS 020 and WS 023	2,2'-(((Nonafluorobutyl)sulfonyl)imino)diacetic acid (FBSEE diacid)					Monitor only. calendar quarter average	Monitor only. daily maximum	nanograms per liter	once per quarter	Grab	Jan-Dec	
WS 020 and WS 023	2,2,3,3-Tetrafluoro-3-methoxypropanoic acid (MTP)					Monitor only. calendar quarter average	Monitor only. daily maximum	nanograms per liter	once per quarter	Grab	Jan-Dec	
WS 020 and WS 023	2,2,3,3-Tetrafluoro-3-[1,1,1,2,3,3-hexafluoro-3-(1,2,2,2-tetrafluoroethoxy)propan-2-yl]oxypropanoic acid (Hydro-EVE Acid)					Monitor only. calendar quarter average	Monitor only. daily maximum	nanograms per liter	once per quarter	Grab	Jan-Dec	
WS 020 and WS 023	2,3,3,3-Tetrafluoro-2-(trifluoromethyl)propanamide (PIBA)					Monitor only. calendar quarter average	Monitor only. daily maximum	nanograms per liter	once per quarter	Grab	Jan-Dec	

Subject item	Parameter	Discharge limitations						Monitoring requirements				Notes
		Quantity /Loading avg.	Quantity /Loading max.	Quantity /Loading units	Quality /Conc. min.	Quality /Conc. avg.	Quality /Conc. max.	Quality/ Conc. units	Frequency	Sample type	Effective period	
WS 020 and WS 023	2,3,3,3-Tetrafluoropropanoic acid (2333-TFPA)					Monitor only. calendar quarter average	Monitor only. daily maximum	nanograms per liter	once per quarter	Grab	Jan-Dec	
WS 020 and WS 023	2-(N-(Perfluorobutylsulfonyl)-N-methylamino)ethanol (MeFBSE)					Monitor only. calendar quarter average	Monitor only. daily maximum	nanograms per liter	once per quarter	Grab	Jan-Dec	
WS 020 and WS 023	2-(N-Ethylperfluorooctanesulfonamido)acetic acid (N-EtFOSAA / NEtFOSAA / EtFOSAA)					Monitor only. calendar quarter average	Monitor only. daily maximum	nanograms per liter	once per quarter	Grab	Jan-Dec	
WS 020 and WS 023	2-(N-methylperfluoro-1-octanesulfonamido)-ethanol (NMeFOSE)					Monitor only. calendar quarter average	Monitor only. daily maximum	nanograms per liter	once per quarter	Grab	Jan-Dec	
WS 020 and WS 023	2-(N-Methylperfluorooctanesulfonamido)acetic acid (N-MeFOSAA / NMeFOSAA / MeFOSAA)					Monitor only. calendar quarter average	Monitor only. daily maximum	nanograms per liter	once per quarter	Grab	Jan-Dec	
WS 020 and WS 023	2-(Perfluorodecyl)ethanoic acid (10:2 FTCA / FDEA)					Monitor only. calendar quarter average	Monitor only. daily maximum	nanograms per liter	once per quarter	Grab	Jan-Dec	
WS 020 and WS 023	2-(Perfluorodecyl)ethanol (10:2 FTOH)					Monitor only. calendar	Monitor only. daily maximum	nanograms per liter	once per quarter	Grab	Jan-Dec	

Subject item	Parameter	Discharge limitations					Monitoring requirements					Notes
		Quantity /Loading avg.	Quantity /Loading max.	Quantity /Loading units	Quality /Conc. min.	Quality /Conc. avg.	Quality /Conc. max.	Quality/ Conc. units	Frequency	Sample type	Effective period	
							quarter average					
WS 020 and WS 023	2-(Perfluorohexyl)ethanoic acid (6:2 FTCA / FHEA)						Monitor only. calendar quarter average	Monitor only. daily maximum	nanograms per liter	once per quarter	Grab	Jan-Dec
WS 020 and WS 023	2-(Perfluorohexyl)ethanol (6:2 FTOH)						Monitor only. calendar quarter average	Monitor only. daily maximum	nanograms per liter	once per quarter	Grab	Jan-Dec
WS 020 and WS 023	2-(Perfluorooctyl)ethanoic acid (8:2 FTCA)						Monitor only. calendar quarter average	Monitor only. daily maximum	nanograms per liter	once per quarter	Grab	Jan-Dec
WS 020 and WS 023	2-(Perfluorooctyl)ethanol (8:2 FTOH)						Monitor only. calendar quarter average	Monitor only. daily maximum	nanograms per liter	once per quarter	Grab	Jan-Dec
WS 020 and WS 023	2H,2H,3H,3H-Perfluorooctanoic acid (5:3 FTCA)						Monitor only. calendar quarter average	Monitor only. daily maximum	nanograms per liter	once per quarter	Grab	Jan-Dec
WS 020 and WS 023	2H-Perfluoro-2-decenoic acid (8:2 FTUCA)						Monitor only. calendar quarter average	Monitor only. daily maximum	nanograms per liter	once per quarter	Grab	Jan-Dec
WS 020 and WS 023	2H-Perfluoro-2-dodecenoate (10:2)						Monitor only.	Monitor only. daily	nanograms per liter	once per quarter	Grab	Jan-Dec

Subject item	Parameter	Discharge limitations					Monitoring requirements					Notes
		Quantity /Loading avg.	Quantity /Loading max.	Quantity /Loading units	Quality /Conc. min.	Quality /Conc. avg.	Quality /Conc. max.	Quality/ Conc. units	Frequency	Sample type	Effective period	
	FTUCA)					calendar quarter average	maximum					
WS 020 and WS 023	2H-Perfluoro-2-octenoic acid (6:2) (6:2 FTUCA)					Monitor only. calendar quarter average	Monitor only. daily maximum	nanograms per liter	once per quarter	Grab	Jan-Dec	
WS 020 and WS 023	3-((3-((2-Carboxyethyl)((tridecafluorohexyl)sulfonyl)amino)propyl)(dimethyl)azaniumyl)propanoate (PHSA-DC)					Monitor only. calendar quarter average	Monitor only. daily maximum	nanograms per liter	once per quarter	Grab	Jan-Dec	
WS 020 and WS 023	3-((3-((2-Hydroxyethyl)(dimethyl)azaniumyl)propyl)((perfluorobutyl)sulfonyl)amino)propane-1-sulfonate (PBSA-S1)					Monitor only. calendar quarter average	Monitor only. daily maximum	nanograms per liter	once per quarter	Grab	Jan-Dec	
WS 020 and WS 023	3-((3-((N-(2-Carboxyethyl)-perfluorobutyl)sulfonamido)propyl)-dimethylammonio)propanoate (PBSA-DC)					Monitor only. calendar quarter average	Monitor only. daily maximum	nanograms per liter	once per quarter	Grab	Jan-Dec	
WS 020 and WS 023	3-(Dimethyl(3-(((tridecafluorohexyl)sulfonyl)amino)propyl)azaniumyl)-2-hydroxypropane-1-sulfonate (PHSA-OH1)					Monitor only. calendar quarter average	Monitor only. daily maximum	nanograms per liter	once per quarter	Grab	Jan-Dec	
WS 020 and WS 023	3-(Dimethyl(3-(((tridecafluorohexyl)sulfonyl)amino)propyl)a					Monitor only. calendar	Monitor only. daily maximum	nanograms per liter	once per quarter	Grab	Jan-Dec	

Subject item	Parameter	Discharge limitations						Monitoring requirements				Notes
		Quantity /Loading avg.	Quantity /Loading max.	Quantity /Loading units	Quality /Conc. min.	Quality /Conc. avg.	Quality /Conc. max.	Quality/ Conc. units	Frequency	Sample type	Effective period	
	zaniumyl)propanoate (PHSA-C2)					quarter average						
WS 020 and WS 023	3-(Perfluoroheptyl)propanoic acid (7:3 FTCA)					Monitor only. calendar quarter average	Monitor only. daily maximum	nanograms per liter	once per quarter	Grab	Jan-Dec	
WS 020 and WS 023	3-(3-[(2-Hydroxyethyl)(dimethyl)azaniumyl]propyl[(perfluorohexyl)sulfonyl]amino)-1-propanesulfonate (PHSA-S1)					Monitor only. calendar quarter average	Monitor only. daily maximum	nanograms per liter	once per quarter	Grab	Jan-Dec	
WS 020 and WS 023	3-[[3-(Dimethylamino)propyl][[(1,1,2,2,3,3,4,4,5,5,6,6,6-tridecafluorohexyl)sulfonyl]amino]-1-propanesulfonic acid (PHSA-S3)					Monitor only. calendar quarter average	Monitor only. daily maximum	nanograms per liter	once per quarter	Grab	Jan-Dec	
WS 020 and WS 023	3:3 Fluorotelomer carboxylic acid (3:3 FTCA)					Monitor only. calendar quarter average	Monitor only. daily maximum	nanograms per liter	once per quarter	Grab	Jan-Dec	
WS 020 and WS 023	4,8-Dioxa-3H-perfluorononanoic acid (ADONA)					Monitor only. calendar quarter average	Monitor only. daily maximum	nanograms per liter	once per quarter	Grab	Jan-Dec	
WS 020 and WS 023	4-(2-Carboxy-1,1,2,2-tetrafluoroethoxy)-perfluoropentanoic					Monitor only. calendar	Monitor only. daily maximum	nanograms per liter	once per quarter	Grab	Jan-Dec	

Subject item	Parameter	Discharge limitations					Monitoring requirements					Notes
		Quantity /Loading avg.	Quantity /Loading max.	Quantity /Loading units	Quality /Conc. min.	Quality /Conc. avg.	Quality /Conc. max.	Quality/ Conc. units	Frequency	Sample type	Effective period	
	acid (R-EVE)					quarter average						
WS 020 and WS 023	4:2 Fluorotelomer alcohol (4:2 FTOH)					Monitor only. calendar quarter average	Monitor only. daily maximum	nanograms per liter	once per quarter	Grab	Jan-Dec	
WS 020 and WS 023	4H-Perfluorobutanoic acid (4H-PFBA)					Monitor only. calendar quarter average	Monitor only. daily maximum	nanograms per liter	once per quarter	Grab	Jan-Dec	
WS 020 and WS 023	5-(1,2,2,2-Tetrafluoro)ethoxy-perfluoro-3-oxa-4-methylpentanesulfonic acid (Hydro-PS Acid / PFESA BP 2)					Monitor only. calendar quarter average	Monitor only. daily maximum	nanograms per liter	once per quarter	Grab	Jan-Dec	
WS 020 and WS 023	6:2 Fluorotelomer sulfonic acid (6:2 FTS)					Monitor only. calendar quarter average	Monitor only. daily maximum	nanograms per liter	once per quarter	Grab	Jan-Dec	
WS 020 and WS 023	7:2 sFluorotelomer alcohol (7:2 FTOH)					Monitor only. calendar quarter average	Monitor only. daily maximum	nanograms per liter	once per quarter	Grab	Jan-Dec	
WS 020 and WS 023	Benzyltriphenylphosphonium (TPBP)					Monitor only. calendar quarter average	Monitor only. daily maximum	nanograms per liter	once per quarter	Grab	Jan-Dec	
WS 020 and WS	Bisphenol AF (BPAF)					Monitor	Monitor	nanograms	once per	Grab	Jan-Dec	

Subject item	Parameter	Discharge limitations						Monitoring requirements				Notes
		Quantity /Loading avg.	Quantity /Loading max.	Quantity /Loading units	Quality /Conc. min.	Quality /Conc. avg.	Quality /Conc. max.	Quality/ Conc. units	Frequency	Sample type	Effective period	
023						only. calendar quarter average	only. daily maximum	per liter	quarter			
WS 020 and WS 023	Flow		Monitor only. calendar quarter total	million gallons		Monitor only. calendar quarter average	Monitor only. calendar quarter maximum	million gallons per day	once per day	Estimate	Jan-Dec	
WS 020 and WS 023	Fluorine, Total Organic (TOF)					Monitor only. calendar quarter average	Monitor only. daily maximum	nanograms per liter	once per quarter	Grab	Jan-Dec	
WS 020 and WS 023	Fluoro[perfluoro-2-(perfluoro-2-sulfoethoxy)propoxy]acetic acid (Hydrolyzed PSDA / 49 Byproduct 5)					Monitor only. calendar quarter average	Monitor only. daily maximum	nanograms per liter	once per quarter	Grab	Jan-Dec	
WS 020 and WS 023	Lithium bis[(trifluoromethyl)sulfonyl]azanide (HQ-115 / TFSI-LI)					Monitor only. calendar quarter average	Monitor only. daily maximum	nanograms per liter	once per quarter	Grab	Jan-Dec	
WS 020 and WS 023	Methane, bis[(trifluoromethyl)sulfonyl]- (MEDSULF)					Monitor only. calendar quarter average	Monitor only. daily maximum	nanograms per liter	once per quarter	Grab	Jan-Dec	
WS 020 and WS 023	N,N-Bis(2-hydroxyethyl)perfluorobutanesulfonamide (FBSEE / FBSEE Diol)					Monitor only. calendar quarter average	Monitor only. daily maximum	nanograms per liter	once per quarter	Grab	Jan-Dec	

Subject item	Parameter	Discharge limitations						Monitoring requirements				Notes
		Quantity /Loading avg.	Quantity /Loading max.	Quantity /Loading units	Quality /Conc. min.	Quality /Conc. avg.	Quality /Conc. max.	Quality/ Conc. units	Frequency	Sample type	Effective period	
WS 020 and WS 023	N-(2-Hydroxyethyl)-N,N-dimethyl-3-(((tridecafluorohexyl)sulfonyl)amino)propan-1-aminium (PHSA-E1)					Monitor only. calendar quarter average	Monitor only. daily maximum	nanograms per liter	once per quarter	Grab	Jan-Dec	
WS 020 and WS 023	N-(3-(Dimethylamino)propyl) perfluorohexane sulfonamide (PHSA)					Monitor only. calendar quarter average	Monitor only. daily maximum	nanograms per liter	once per quarter	Grab	Jan-Dec	
WS 020 and WS 023	N-(Methyl)nonafluorobutanesulfonamide (MeFBSA)					Monitor only. calendar quarter average	Monitor only. daily maximum	nanograms per liter	once per quarter	Grab	Jan-Dec	
WS 020 and WS 023	N-(Perfluorobutanesulfonyl)-N-(3-dimethylaminopropyl)-3-aminopropanoic acid (PBSA-C1)					Monitor only. calendar quarter average	Monitor only. daily maximum	nanograms per liter	once per quarter	Grab	Jan-Dec	
WS 020 and WS 023	N-(Perfluorohexanesulfonyl)-N-(3-dimethylaminopropyl)-3-aminopropanoic acid (PHSA-C1)					Monitor only. calendar quarter average	Monitor only. daily maximum	nanograms per liter	once per quarter	Grab	Jan-Dec	
WS 020 and WS 023	N-Ethyl-N-(2-hydroxyethyl)perfluorooctane sulfonamide (N-EtFOSE)					Monitor only. calendar quarter average	Monitor only. daily maximum	nanograms per liter	once per quarter	Grab	Jan-Dec	
WS 020 and WS 023	N-Ethylperfluorooctanes					Monitor only.	Monitor only. daily	nanograms per liter	once per quarter	Grab	Jan-Dec	

Subject item	Parameter	Discharge limitations					Monitoring requirements					Notes
		Quantity /Loading avg.	Quantity /Loading max.	Quantity /Loading units	Quality /Conc. min.	Quality /Conc. avg.	Quality /Conc. max.	Quality/ Conc. units	Frequency	Sample type	Effective period	
	ulfonamide (EtFOSA / N-EtFOSA)					calendar quarter average	maximum					
WS 020 and WS 023	N-Methyl-N-[(perfluorobutyl)sulfonyl]glycine (MeFBSAA)					Monitor only. calendar quarter average	Monitor only. daily maximum	nanograms per liter	once per quarter	Grab	Jan-Dec	
WS 020 and WS 023	N-methylperfluoro-1-octanesulfonamide (MeFOSA / NMeFOSA)					Monitor only. calendar quarter average	Monitor only. daily maximum	nanograms per liter	once per quarter	Grab	Jan-Dec	
WS 020 and WS 023	Perfluoro(2-((6-chlorohexyl)oxy)ethanesulfonic acid) (9CI-PF3ONS / F53B Major)					Monitor only. calendar quarter average	Monitor only. daily maximum	nanograms per liter	once per quarter	Grab	Jan-Dec	
WS 020 and WS 023	Perfluoro(4-methoxybutanoic acid) (PFECA-A / PFMBBA)					Monitor only. calendar quarter average	Monitor only. daily maximum	nanograms per liter	once per quarter	Grab	Jan-Dec	
WS 020 and WS 023	Perfluoro-2-(perfluoromethoxy)propanoic acid (PMPA / PFECA F)					Monitor only. calendar quarter average	Monitor only. daily maximum	nanograms per liter	once per quarter	Grab	Jan-Dec	
WS 020 and WS 023	Perfluoro-2-ethoxyethanesulfonic acid (PFEEESA)					Monitor only. calendar quarter average	Monitor only. daily maximum	nanograms per liter	once per quarter	Grab	Jan-Dec	
WS 020 and WS 023	Perfluoro-2-					Monitor	Monitor	nanograms	once per	Grab	Jan-Dec	

Subject item	Parameter	Discharge limitations						Monitoring requirements				Notes
		Quantity /Loading avg.	Quantity /Loading max.	Quantity /Loading units	Quality /Conc. min.	Quality /Conc. avg.	Quality /Conc. max.	Quality/ Conc. units	Frequency	Sample type	Effective period	
023	ethoxypropanoic acid (PEPA)					only. calendar quarter average	only. daily maximum	per liter	quarter			
WS 020 and WS 023	Perfluoro-2-methoxyacetic acid (PFMOAA)					Monitor only. calendar quarter average	Monitor only. daily maximum	nanograms per liter	once per quarter	Grab	Jan-Dec	
WS 020 and WS 023	Perfluoro-2-methyl-3-oxahexanoic acid (HFPO-DA / GenX)					Monitor only. calendar quarter average	Monitor only. daily maximum	nanograms per liter	once per quarter	Grab	Jan-Dec	
WS 020 and WS 023	Perfluoro-3,5,7,9,11-pentaoxadodecanoic acid (PFO5DA)					Monitor only. calendar quarter average	Monitor only. daily maximum	nanograms per liter	once per quarter	Grab	Jan-Dec	
WS 020 and WS 023	Perfluoro-3,5,7,9-butaoadecanoic acid (PFO4DA)					Monitor only. calendar quarter average	Monitor only. daily maximum	nanograms per liter	once per quarter	Grab	Jan-Dec	
WS 020 and WS 023	Perfluoro-3,5,7-trioxaooctanoic acid (PFO3OA)					Monitor only. calendar quarter average	Monitor only. daily maximum	nanograms per liter	once per quarter	Grab	Jan-Dec	
WS 020 and WS 023	Perfluoro-3,5-dioxahexanoic acid (PFO2HxA)					Monitor only. calendar quarter average	Monitor only. daily maximum	nanograms per liter	once per quarter	Grab	Jan-Dec	

Subject item	Parameter	Discharge limitations						Monitoring requirements				Notes
		Quantity /Loading avg.	Quantity /Loading max.	Quantity /Loading units	Quality /Conc. min.	Quality /Conc. avg.	Quality /Conc. max.	Quality/ Conc. units	Frequency	Sample type	Effective period	
WS 020 and WS 023	Perfluoro-3,6-dioxa-4-methyl-7-octene-1-sulfonic acid (PS Acid / PFESA BP 1)					Monitor only. calendar quarter average	Monitor only. daily maximum	nanograms per liter	once per quarter	Grab	Jan-Dec	
WS 020 and WS 023	Perfluoro-3,6-dioxaheptanoic acid (PFECA-B / NFDHA)					Monitor only. calendar quarter average	Monitor only. daily maximum	nanograms per liter	once per quarter	Grab	Jan-Dec	
WS 020 and WS 023	Perfluoro-3-methoxypropanoic acid (PFMPA)					Monitor only. calendar quarter average	Monitor only. daily maximum	nanograms per liter	once per quarter	Grab	Jan-Dec	
WS 020 and WS 023	Perfluoro-3-[1-(ethenyloxy)propan-2-yl]oxypropanoic acid (EVE Acid)					Monitor only. calendar quarter average	Monitor only. daily maximum	nanograms per liter	once per quarter	Grab	Jan-Dec	
WS 020 and WS 023	Perfluoro-4-(2-sulfoethoxy)pentanoic acid (R-PSDA / BPFESA)					Monitor only. calendar quarter average	Monitor only. daily maximum	nanograms per liter	once per quarter	Grab	Jan-Dec	
WS 020 and WS 023	Perfluoro-4-isopropoxybutanoic acid (PFECA-G)					Monitor only. calendar quarter average	Monitor only. daily maximum	nanograms per liter	once per quarter	Grab	Jan-Dec	
WS 020 and WS 023	Perfluorobutane-1-sulfinic acid (PFBSi)					Monitor only. calendar quarter	Monitor only. daily maximum	nanograms per liter	once per quarter	Grab	Jan-Dec	

Subject item	Parameter	Discharge limitations						Monitoring requirements				Notes
		Quantity /Loading avg.	Quantity /Loading max.	Quantity /Loading units	Quality /Conc. min.	Quality /Conc. avg.	Quality /Conc. max.	Quality /Conc. units	Frequency	Sample type	Effective period	
WS 020 and WS 023	Perfluorobutane-1-sulfonamidoethanol (FBSE)					average	Monitor only. daily calendar quarter average	nanograms per liter	once per quarter	Grab	Jan-Dec	
WS 020 and WS 023	Perfluorobutane-N-(3-(dimethylamino)propyl)-1-sulfonamide sulfonamido amine (PBSA)						Monitor only. daily calendar quarter average	nanograms per liter	once per quarter	Grab	Jan-Dec	
WS 020 and WS 023	Perfluorobutanesulfonamide (FBSA)						Monitor only. daily calendar quarter average	nanograms per liter	once per quarter	Grab	Jan-Dec	
WS 020 and WS 023	Perfluorobutanesulfonic acid (PFBS)						Monitor only. daily calendar quarter average	nanograms per liter	once per quarter	Grab	Jan-Dec	
WS 020 and WS 023	Perfluorobutanoic acid (PFBA)						Monitor only. daily calendar quarter average	nanograms per liter	once per quarter	Grab	Jan-Dec	
WS 020 and WS 023	Perfluorodecanesulfonic acid (PFDS)						Monitor only. daily calendar quarter average	nanograms per liter	once per quarter	Grab	Jan-Dec	
WS 020 and WS 023	Perfluorodecanoic acid (PFDA)						Monitor only. daily calendar	nanograms per liter	once per quarter	Grab	Jan-Dec	

Subject item	Parameter	Discharge limitations					Monitoring requirements					Notes
		Quantity /Loading avg.	Quantity /Loading max.	Quantity /Loading units	Quality /Conc. min.	Quality /Conc. avg.	Quality /Conc. max.	Quality/ Conc. units	Frequency	Sample type	Effective period	
						quarter average						
WS 020 and WS 023	Perfluorododecanesulfonic acid (PFDoS)					Monitor only. calendar quarter average	Monitor only. daily maximum	nanograms per liter	once per quarter	Grab	Jan-Dec	
WS 020 and WS 023	Perfluorododecanoic acid (PFDoA)					Monitor only. calendar quarter average	Monitor only. daily maximum	nanograms per liter	once per quarter	Grab	Jan-Dec	
WS 020 and WS 023	Perfluoroethanesulfonic acid (PFES / PFETs)					Monitor only. calendar quarter average	Monitor only. daily maximum	nanograms per liter	once per quarter	Grab	Jan-Dec	
WS 020 and WS 023	Perfluoroheptanesulfonic acid (PFHpS)					Monitor only. calendar quarter average	Monitor only. daily maximum	nanograms per liter	once per quarter	Grab	Jan-Dec	
WS 020 and WS 023	Perfluoroheptanoic acid (PFHpA)					Monitor only. calendar quarter average	Monitor only. daily maximum	nanograms per liter	once per quarter	Grab	Jan-Dec	
WS 020 and WS 023	Perfluorohexadecanoic acid (PFHxDA)					Monitor only. calendar quarter average	Monitor only. daily maximum	nanograms per liter	once per quarter	Grab	Jan-Dec	
WS 020 and WS 023	Perfluorohexanesulfonamide (PFHxSA)					Monitor only.	Monitor only. daily	nanograms per liter	once per quarter	Grab	Jan-Dec	

Subject item	Parameter	Discharge limitations					Monitoring requirements					Notes
		Quantity /Loading avg.	Quantity /Loading max.	Quantity /Loading units	Quality /Conc. min.	Quality /Conc. avg.	Quality /Conc. max.	Quality/ Conc. units	Frequency	Sample type	Effective period	
						calendar quarter average	maximum					
WS 020 and WS 023	Perfluorohexanesulfonic acid (PFH1S / PFHS / PFHxS)					Monitor only. calendar quarter average	Monitor only. daily maximum	nanograms per liter	once per quarter	Grab	Jan-Dec	
WS 020 and WS 023	Perfluorohexanoic acid (PFHxA)					Monitor only. calendar quarter average	Monitor only. daily maximum	nanograms per liter	once per quarter	Grab	Jan-Dec	
WS 020 and WS 023	Perfluorononanesulfonic acid (PFNS)					Monitor only. calendar quarter average	Monitor only. daily maximum	nanograms per liter	once per quarter	Grab	Jan-Dec	
WS 020 and WS 023	Perfluorononanoic acid (PFNA)					Monitor only. calendar quarter average	Monitor only. daily maximum	nanograms per liter	once per quarter	Grab	Jan-Dec	
WS 020 and WS 023	Perfluorooctadecanoic acid (PFODA)					Monitor only. calendar quarter average	Monitor only. daily maximum	nanograms per liter	once per quarter	Grab	Jan-Dec	
WS 020 and WS 023	Perfluorooctanesulfonamide (PFOSA / FOSA)					Monitor only. calendar quarter average	Monitor only. daily maximum	nanograms per liter	once per quarter	Grab	Jan-Dec	
WS 020 and WS	Perfluorooctanesulfoni					Monitor	Monitor	nanograms	once per	Grab	Jan-Dec	

Subject item	Parameter	Discharge limitations						Monitoring requirements				Notes
		Quantity /Loading avg.	Quantity /Loading max.	Quantity /Loading units	Quality /Conc. min.	Quality /Conc. avg.	Quality /Conc. max.	Quality/ Conc. units	Frequency	Sample type	Effective period	
023	c acid (PFOS)					only. calendar quarter average	only. daily maximum	per liter	quarter			
WS 020 and WS 023	Perfluorooctanoic acid (PFOA)					Monitor only. calendar quarter average	Monitor only. daily maximum	nanograms per liter	once per quarter	Grab	Jan-Dec	
WS 020 and WS 023	Perfluoropentanesulfonic acid (PFPeS)					Monitor only. calendar quarter average	Monitor only. daily maximum	nanograms per liter	once per quarter	Grab	Jan-Dec	
WS 020 and WS 023	Perfluoropentanoic acid (PFPeA)					Monitor only. calendar quarter average	Monitor only. daily maximum	nanograms per liter	once per quarter	Grab	Jan-Dec	
WS 020 and WS 023	Perfluoropropanesulfonic acid (PFPrS)					Monitor only. calendar quarter average	Monitor only. daily maximum	nanograms per liter	once per quarter	Grab	Jan-Dec	
WS 020 and WS 023	Perfluoropropanoic acid (PFPA / PFPrA)					Monitor only. calendar quarter average	Monitor only. daily maximum	nanograms per liter	once per quarter	Grab	Jan-Dec	
WS 020 and WS 023	Perfluorotetradecanoic acid (PFTeDA / PFTeA / PFTA)					Monitor only. calendar quarter average	Monitor only. daily maximum	nanograms per liter	once per quarter	Grab	Jan-Dec	

Subject item	Parameter	Discharge limitations						Monitoring requirements				Notes
		Quantity /Loading avg.	Quantity /Loading max.	Quantity /Loading units	Quality /Conc. min.	Quality /Conc. avg.	Quality /Conc. max.	Quality/ Conc. units	Frequency	Sample type	Effective period	
WS 020 and WS 023	Perfluorotridecanoic acid (PFTrA / PFTrDA)					Monitor only. calendar quarter average	Monitor only. daily maximum	nanograms per liter	once per quarter	Grab	Jan-Dec	
WS 020 and WS 023	Perfluoroundecanoic acid (PFUnA)					Monitor only. calendar quarter average	Monitor only. daily maximum	nanograms per liter	once per quarter	Grab	Jan-Dec	
WS 020 and WS 023	Potassium 2,2,3,3-tetrafluoropropanoate (2233-TFPA)					Monitor only. calendar quarter average	Monitor only. daily maximum	nanograms per liter	once per quarter	Grab	Jan-Dec	
WS 020 and WS 023	Potassium N,N-bis(perfluorobutanesulfonyl)amide (DBI)					Monitor only. calendar quarter average	Monitor only. daily maximum	nanograms per liter	once per quarter	Grab	Jan-Dec	
WS 020 and WS 023	Potassium perfluoro-4-ethylcyclohexanesulfonate (PECHS / PFECHS)					Monitor only. calendar quarter average	Monitor only. daily maximum	nanograms per liter	once per quarter	Grab	Jan-Dec	
WS 020 and WS 023	Sodium 1,1,2,2-tetrafluoro-2-(1,2,2,2-tetrafluoroethoxy)ethane-1-sulfonate (NVHOS)					Monitor only. calendar quarter average	Monitor only. daily maximum	nanograms per liter	once per quarter	Grab	Jan-Dec	
WS 020 and WS 023	Trifluoroacetic acid (TFA)					Monitor only. calendar quarter	Monitor only. daily maximum	nanograms per liter	once per quarter	Grab	Jan-Dec	

Subject item	Parameter	Discharge limitations					Monitoring requirements					Notes	
		Quantity /Loading avg.	Quantity /Loading max.	Quantity /Loading units	Quality /Conc. min.	Quality /Conc. avg.	Quality /Conc. max.	Quality/ Conc. units	Frequency	Sample type	Effective period		
WS 020 and WS 023	Trifluoromethanesulfonic acid (TFMS / PFMeS)					average							
WS 020 and WS 023	[3-(Heptadecafluorooctyl sulfonylamino)propyl] dimethylamine N-oxide (AOF)					Monitor only. calendar quarter average	Monitor only. daily maximum	nanograms per liter	once per quarter	Grab	Jan-Dec		

Notes:

1. The reporting limits for metals (Total Antimony, Total Cadmium, Total Copper, Total Lead, Total Nickel, and Total Zinc) shall be no greater than 10 ug/L.
2. The Chromium, Hexavalent (as Cr) reporting limit shall be 11 ug/L.
3. The Total Cyanide and Free Cyanide (or amendable Cyanide method since Free Cyanide chemistry is rarely available) reporting limits shall be as close to the chronic WQS of 5.2 ug/L as possible.
4. The Total Lithium Standard Method shall be 3111 B with a reporting limit of 2 ug/L.
5. See the Surface Discharge Station General Requirements – Unionized Ammonia Section for unionized ammonia calculation and restrictions of pH adjustment for unionized ammonia compliance. Total ammonia concentration data used to determine unionized ammonia shall be maintained.

The Total Phosphorus reporting shall be 0.03 mg/L or less.

DRAFT

Permit issued: TBD
Permit expires: TBD

8. Appendix A

PFAS Surface Water Monitoring Protocol

Date: 6/11/24; Scott Kyser

Background

The waters in the image below have PFAS site-specific criteria applicable to them. The 3M Cottage Grove facility discharges to Unnamed Creek which flows into Pool 2 of the Mississippi River.

Currently, MDH recommends not eating fish obtained from Mississippi River Pools 2-4 for sensitive populations, including people who are or may become pregnant, people who are breastfeeding or plan to breastfeed, and children under age 15. MDH recommends limiting fish consumption from Mississippi River Pools 2-4 to one serving a month for the general population of people not planning to become pregnant, men and boys over age 15.

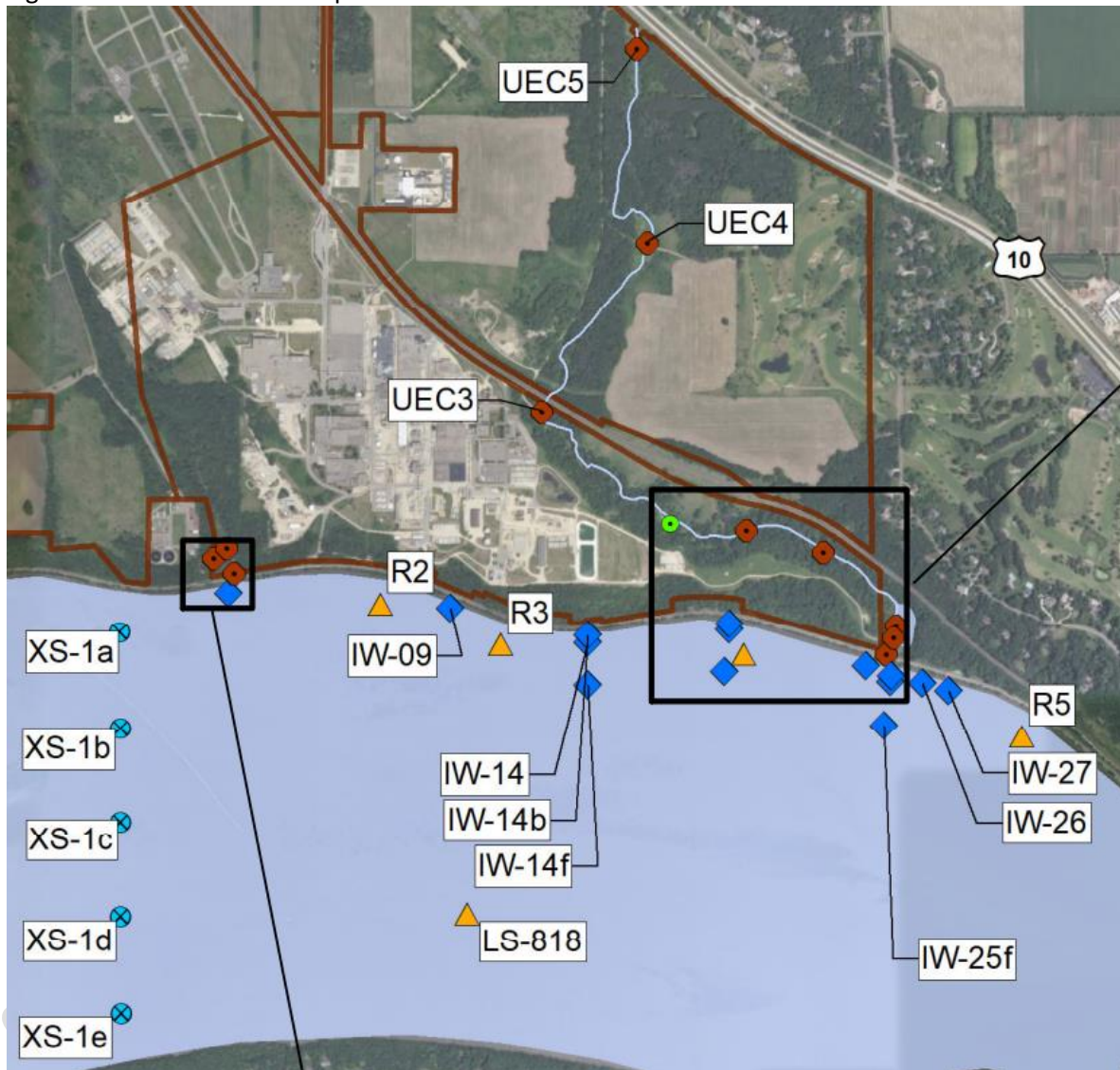
Since PFAS are discharged by 3M Cottage Grove to waters of the state and PFAS have the potential to cause toxic effects, the MPCA derived site-specific criteria for six PFAS compounds using the procedures outlined in [Minn. R. 7050.0217](#), [Minn. R. 7050.0218](#) and [Minn. R. 7050.0219](#). These PFAS site-specific criteria were derived to be specific to the point source being addressed and to protect water quality in Pool 2 of the Mississippi River for human health and fish consumption.

Surface water monitoring locations

Figures 11 and 12 show locations where PFAS have been sampled from surface waters near the 3M Cottage Grove facility.

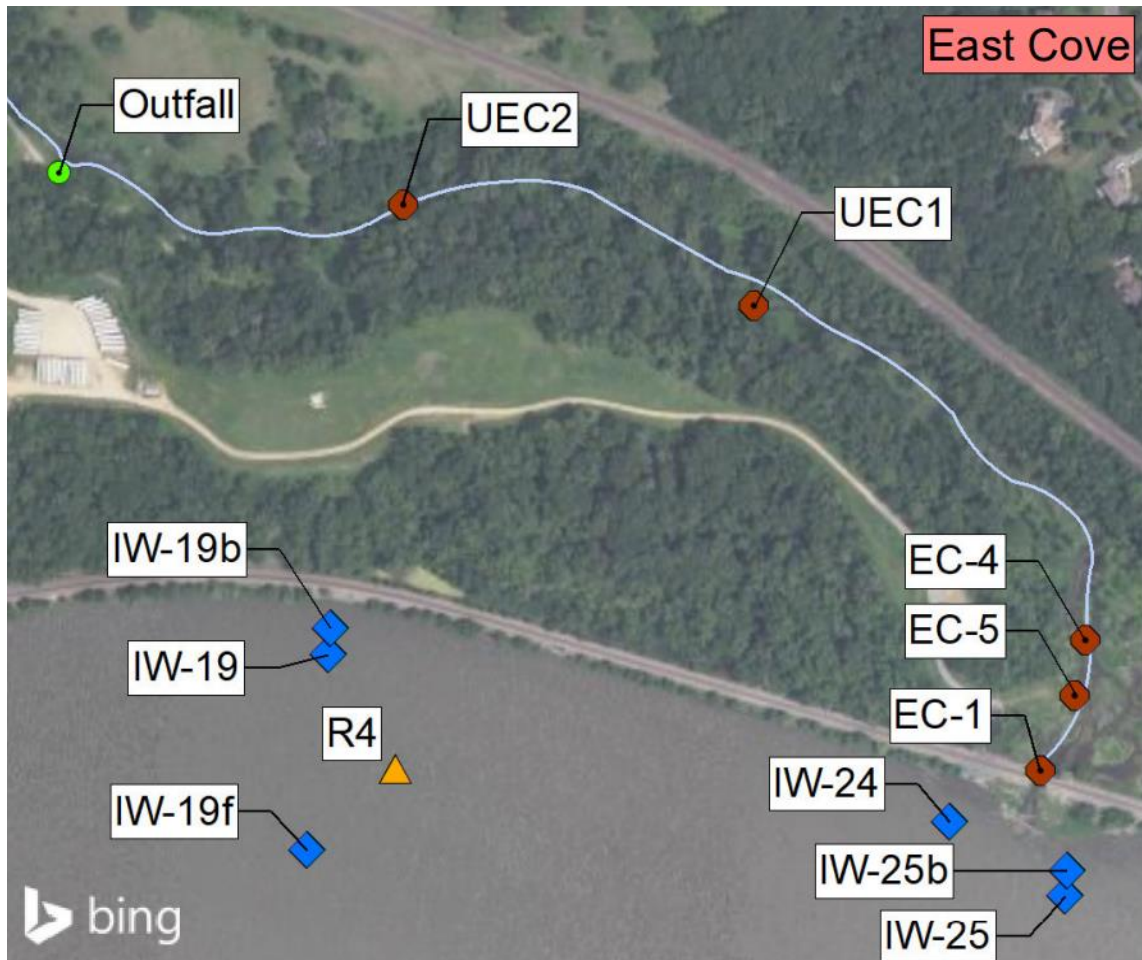
Permit issued: TBD
Permit expires: TBD

Figure 11. Surface water sample locations.



Permit issued: TBD
Permit expires: TBD

Figure 12. Close-up of sample locations in the East Cove.



Information Goal and Utilization

The goal of this surface water monitoring protocol is to:

- Verify that the 3M Cottage Grove permit is protecting the PFAS site-specific fish tissue consumption criteria for surface water and fish tissue in receiving waters.
- Determine whether the permit controls are causing PFAS surface water concentrations to decrease over time.
- Ensure that sufficient surface water and fish tissue data is collected to perform impaired waters assessments and to develop fish consumption guidance values.
- Establish criteria to justify a potential future reduction in PFAS sampling frequency during the next permit cycle.
- Ensure that all data is reported to MPCA in an Electronic Data Deliverable (EDD) digital format so that it can easily be stored, shared, and used in decision making.
- Establish a flow gauge on Unnamed Creek to verify 7Q10 flow rate and enable calculation of PFAS mass loading from the site to Unnamed Creek.

Permit issued: TBD
Permit expires: TBD

PFAS Variables to Be Analyzed:

Surface water: All PFAS parameters that are required to be analyzed at SD 001.

Fish Tissue: All PFAS parameters from the 2023 “Instream PFAS Characterization Study Interim Report Mississippi River Cottage Grove MN” report and any additional PFAS parameters required to be analyzed at SD 001.

Stream flow: Stream flow in Unnamed Creek must be measured in units of cubic feet per second.

Sample Location and Frequency

The surface water monitoring will consist of two main portions. The first is quarterly sampling at four surface water stations and the second is a larger scale once every five years.

1. Quarterly Surface Water Sampling

Quarterly PFAS sampling must occur at the four surface stations in the table below. Quarterly sampling requirements for SW 001 – SW 005 will be generated on Discharge Monitoring Reports. If the permit is administratively continued past the permit expiration date, then this quarterly sampling must be repeated continuously until the permit is reissued.

NPDES Permit Name	Equis Name	3M Report Name	Location Description	Lat	Long	Parameters	Sample Frequency
SW 001	S016-670	UEC-5	Unnamed Creek Upstream of Main Discharge	44.799089	-92.90243	TEMPO PFAS Suite & Stream Flow*	PFAS once per quarter and stream flow once per day
SW 002	S005-239	EC-5	Unnamed Creek Downstream of Main Discharge	44.783851	-92.892986	TEMPO PFAS Suite	Once per quarter
SW 003	S005-149	WC-08	Mississippi River Upstream of 3M Facility	44.785501	-92.917304	TEMPO PFAS Suite	Once per quarter
SW 004	S005-183	IW-25	Mississippi at Confluence of Unnamed Creek	44.782897	-92.893	TEMPO PFAS Suite	Once per quarter

*The Permittee can choose to establish a flow gauging station at the control structure under highway ten.

Permit issued: TBD

Permit expires: TBD

2. Characterization Report Sampling

All sampling required in the "Instream PFAS Characterization Study Work Plan Mississippi River Cottage Grove, Minnesota Revision 01" report must be replicated every five years. This sampling event samples surface water, fish tissue, sediment, macroinvertebrates, and sediment pore water. The sampling work plan document is available upon request. If the Permittee would like to request a reduction in sampling, they must explain why the reduction is reasonable and needed. If the permit is administratively continued past the permit expiration date, then this sampling must be repeated every five years until the permit is re-issued.

The MPCA has identified the following changes that could be requested by the Permittee:

- Biotic sampling could be limited to six fish species (bluegill, sunfish, black crappie, common carp, smallmouth bass, white bass, and walleye/sauger) in each waterbody at 10 fillets per species.
 - Rationale: This amount of fish tissue sampling is sufficient to characterize fish tissue PFAS concentrations in a waterbody.
- Stable isotope determination could be limited or eliminated.
 - Rationale: MPCA's analysis of stable isotope data did not relate significantly to PFAS concentrations. Collecting stable isotope data going forward would not provide needed information.
- Determination of fish age could be limited or removed.
 - Rationale: MPCA's analysis of fish age data did not relate significantly to PFAS concentrations. Collecting fish age data going forward would not provide needed information.

Lab analysis:

Follow sample collection, bottle rinse and preservation methods as directed by the analyzing laboratory.

If sampling by wading, the sample bottle should be lowered mouth-down to the mid-depth, and then turned upward to collect the sample. Always sample facing upstream to avoid contaminating the sample with water that has contacted your waders.

During winter ice-cover conditions, keep ice and slush out of the sampling hole. The Permittee does not need to sample during unsafe conditions.

Sample location, date, time, and results shall be recorded on the Sample Values form for each sample.

****SAFETY FIRST****

Samples should be taken only when danger of ice hazards is NOT present.

All PFAS data analysis should follow the latest MPCA analytical guidance. The latest guidance is available here: <https://www.pca.state.mn.us/sites/default/files/p-eao2-06.pdf>.

Data Evaluation

3M must collect the submitted data and perform the following evaluations:

- The trend in PFAS levels at SW 001- SW 004 over time must be analyzed for every PFAS parameter. The trends should be analyzed to see whether PFAS levels are trending toward or are in compliance with the site-specific criteria applicable to Pool 2, if that PFAS has a site-specific criteria.

Permit issued: TBD

Permit expires: TBD

- The PFAS levels in surface water and fish tissue from the 2023 characterization report must be compared to the results from the latest sampling event. The data must be analyzed to see whether PFAS levels are trending toward or are in compliance with the site-specific criteria applicable to Pool 2, if that PFAS has a site-specific criteria.
- A PFAS load duration curve must be developed at UEC-5 to quantify the mass of PFAS upstream of SD 001 and SD 002. This upstream PFAS load will be compared to the PFAS load from SD 001 and SD 002 to quantify how much PFAS is entering Pool 2 of the Mississippi River and from which sources.
- The instream flow data on Unnamed Creek must be analyzed to verify the zero 7Q10 flow rate in Unnamed Creek. The Permittee can request that the MPCA perform this calculation since this is a routine calculation for the MPCA.

Data Decisions

- A reduction in monitoring frequency at SW 001-SW 004 should be established, if PFAS levels are trending downward and are meeting site-specific criteria applicable to Pool 2 of the Mississippi River.
- A reduction in monitoring as part of the larger characterization report should be established if PFAS levels are trending downward and are meeting site-specific criteria applicable to Pool 2 of the Mississippi River.
 - When evaluating the reduction in monitoring, collection of surface water samples and fish tissue samples should be given critical priority. PFAS monitoring in sediment, sediment pore water, and benthic macroinvertebrate should be reduced or eliminated prior to any reduction in surface water and fish tissue monitoring.
- If new flow data clearly demonstrates that the 7Q10 flow rate is greater zero, then that information should be used in the permit reissuance.

Reporting Format

Quarterly sampling data at stations SW 001-SW 004 must be submitted through wastewater eDMRs.

All data from the instream characterization report must be submitted to the MPCA surface water data portal using MPCA's MN Lab electronic data delivery (EDD) format and the same pdf report format used in the 2023 characterization report.

Permit issued: TBD

Permit expires: TBD

9. Appendix B – Chemical Additives

Additive Brand Name	Dose Per Day	Dosing Units	Discharge Station	Location and/or Purpose
Azone 15	11,193	gal/year	SD 001 and SD 002	System A, UF location
	11,552	gal/year	SD 001 and SD 002	System C feed location
	45,168	gal/year	SD 001 and SD 002	System B Feed location
	74,977	gal/year	SD 001 and SD 002	System A feed location
	2975	gal/year	SD 001 and SD 002	System C UF location
	4,210	gal/year	SD 001 and SD 002	System B UF location
B-22b	6.12	gal/day	SD 001	RO biocide, used 1 hr every 5 days
BoreSaver IKL Pro	20	gal/day	SD 001	Well additive, was a one-time use for 3-4 weeks
Chemtreat C-2189T	1.5	lbs/day	SD 002	Cooling Towers water treatment
Chemtreat CL-2250	0.086	gal/day	SD 002	Cooling Towers water treatment
Chemtreat CL-5643	0.45	gal/day	SD 002	Cooling Towers water treatment
Chemtreat P828IL	150	lbs/day	SD 001	Cooling Towers water treatment
Citric Acid 50% FG	439	gal/year	SD 001 and SD 002	System B, UF location *
	775	gal/year	SD 001 and SD 002	System C, UF location *
	1167	gal/year	SD 001 and SD 002	System A, UF location *
Evonik TMT 15	16.72	gal/day	SD 001	
Evoqua Alumafloc 1	0.67	gal/day	SD 001	
Glycerine 99,5	100	lbs/day	SD 003	1 x use for equipment start up at several locations
Hawkins Phosphorus** 75%	10	gal/day	SD 001 – SD 003	Used to feed bugs in WWTP
Hawkins Urea 32%**	50	gal/day	SD 001 – SD 003	Used to feed bugs in WWTP
KBAC-1020	6.12	gal/day	SD 001 and SD 002	System B, RO location
Kemira PIX-312	27,124	gal/year	SD 001 and SD 002	System B, location feed
	3,566	gal/year	SD 001 and SD 002	System A, feed location
	4,187	gal/year	SD 001 and SD 002	System C feed location
MEM 1905	76.6	gal/day	SD 001	RO anti scaling additive
MEM-2930	9.86	gal/day	SD 001 and SD 002	
MEM-3900	9.37	gal/day	SD 001 and SD 002	
Muric acid	185	gal/day	SD 001	Well additive, 1 time use for 3-4 weeks
Nalco 3D Trasar 3DT401	6.4	gal/day	SD 001	
Nalco 9005 microbiocide	5	gal/day	SD 001	Microbiocide

Permit issued: TBD

Permit expires: TBD

Nalco PP01 3911	1.47	gal/day	SD 001	System B, UF location
Nalco PP01-3911	4.9	gal/day	SD 001	Updated defoamer
Nalco Rustphree 73924	100	gal/day	SD 001	
Nalco Trasar Trac 100	0.329	gal/day	SD 001	
NW-310	9	gal/day	SD 001	Used in wells. 1 time use 3-4 weeks
Sodium Bisulfite (SBS)	715	gal/year	SD 001 and SD 002	System C, UF location *
	972	gal/year	SD 001 and SD 002	System B, UF location *
	2583	gal/year	SD 001 and SD 002	System A, UF location *
	8424	gal/year	SD 001 and SD 002	System B, location Feed *
	22817	gal/year	SD 001 and SD 002	System A, RO location *
Sodium hydroxide 50% diaphragm	408	gal/year	SD 001 and SD 002	System B, UF location
	454	gal/year	SD 001 and SD 002	System C, UF location
	1086	gal/year	SD 001 and SD 002	System A, UF location
Sulfuric Acid 66'	18,091	gal/year	SD 001 and SD 002	System B, location Feed
	39,406	gal/year	SD 001 and SD 002	System A, Location Feed
Water Safe	185	gal/day	SD 001	Well use. 1 time use 3-4 weeks

*For cleaning and regen process, not an intended additive for discharge

**Conditional approval – The facility must still meet ammonia and phosphorus WQBELs established at outfalls SD 001, SD 002, and SD 003

Additional additive approvals will need to be submitted through the additive approval process online.